

Lincoln County, Oregon

Fiscal Year 2024-2025 Adopted Budget



Lincoln County, Oregon
Annual Operating Budget



Fiscal Year 2025

Table of Contents

Overview

Budget Message	1
Budget Transmittal	6
About Lincoln County	11
Organizational Structure	14
Oregon Local Budgeting Process	19
Budget Policies and Procedures	22
Financial Summary	25
Budget Overview	29

Departments

General Government	
General Government	32
General Revenue, Reserves, & Transfers	34
Board of Commissioners	36
BOPTA - now PVAB	39
Planning & Development	42
GIS	46
Assessor	48
Elections	51
Clerk - Records	52
Tax Collection	56
Surveyor	59
Treasurer	61
County Central Services	
County Central Services	64
County Administration	66
County Counsel	69
Finance & Accounting	72
Facilities Management	76
Information Technology	79
Human Resources	82
Public Safety	
Public Safety	85
District Attorney	
District Attorney	
Child Support Services	
Victim's Assistance Program	
VOCA Grant	

"My Sister's Place" Grant

	87
Sheriff	
<u>Sheriff's Office Administration</u>	90
<u>Stepping Up Initiative Grant</u>	93
<u>Sheriff's Support Services</u>	96
<u>Patrol & Investigations</u>	99
<u>Marine Patrol</u>	
<u>Solid Waste / Forest Contract</u>	
<u>Emergency Services</u>	
<u>County Jail</u>	102
<u>Jail Health Services</u>	105
	110
Community Justice	
<u>Work Crew</u>	113
<u>Youth TIDES</u>	116
	119
Community Services	
<u>Community Services</u>	121
<u>Veteran's Services</u>	124
<u>County Awarded Grants & Service Contracts</u>	127
<u>Parks</u>	127
Health & Human Services	
<u>HHS Funds</u>	130
	132
Public Health	
<u>Solid Waste Disposal</u>	
<u>Public Health Modernization & Accreditation</u>	
<u>Communicable Disease</u>	135
<u>Public Health - Prevention</u>	137
<u>HHS Administration</u>	140
<u>Maternal/Child Home Visiting</u>	141
<u>Nurse Family Partnership</u>	141
<u>WIC Program</u>	
<u>Tobacco Education/Prevention</u>	
<u>COVID Response</u>	
<u>Parents as Teachers Program</u>	144
<u>Addictions Prevention</u>	
<u>Emergency Preparedness</u>	
<u>Environmental Health</u>	146
<u>Vital Statistics</u>	149
<u>Harm Reduction</u>	153
<u>Safe Drinking Water</u>	156
	159
Mental Health	
<u>Child, Adolescent & Family Services</u>	163
<u>Choice Model/ACT Services</u>	167
<u>Adult Behavioral Health Services</u>	170

<u>Crisis Services</u>	173
<u>Winter Shelter</u>	177
<u>Co-Occuring Disorders/Dual Diagnosis Services</u>	180
<u>Behaviorial Health Housing</u>	183
Community Health Center	186
<u>Primary Care Health Center</u>	189
<u>School-Based Health Center</u>	192
<u>Office Based Addiction Treatment (OBAT)</u>	194
<u>Veteran's Administration Medical Services</u>	197
Developmental Disability Services	
<u>Headquarters Building and Tower Rental</u>	199
<u>Developmental Disability Services</u>	202
Community Justice	205
<u>Drug Court /Specialty Court</u>	209
<u>HB3194/Transitional Housing</u>	212
<u>Community Corrections</u>	216
<u>Downward Departure Grant</u>	220
Public Works	
<u>Engineering</u>	223
<u>Fleet Services</u>	226
<u>General Road</u>	229
Funds	232
Operating Funds	
<u>General Fund</u>	
<u>Public Health Fund</u>	
<u>Behavioral Health Fund</u>	235
<u>Lincoln Community Health Center Fund</u>	237
<u>Developmental Disability Fund</u>	
<u>Community Justice Fund</u>	
<u>Public Works Fund</u>	240
Capital Project Funds	243
<u>Capital Projects Fund</u>	246
<u>Transit Center</u>	249
<u>Animal Shelter</u>	
<u>Commons Capital Improvements</u>	
<u>IT Infrastructure Investment</u>	252
Special Purpose Funds	255
<u>Special Purpose Funds</u>	257

<u>Economic Development Fund</u>	
<u>Vehicle Replacement Fund</u>	
<u>Community Enhancement Projects Fund</u>	
<u>Dept 005 - Aerial Mapping</u>	
<u>Dept 007 - Echo Mountain Housing & DEQ Septic Grant Programs</u>	260
<u>Dept 210 - General State Grants - IMPACTS</u>	263
<u>Property Management Fund</u>	267
<u>County Commons Fund</u>	270
<u>Dept 803 - County Commons</u>	273
<u>Dept 830 - County Fair Event</u>	275
<u>Law Library Fund</u>	277
<u>County Clerk Records Fund</u>	
<u>Title III / Safety Net Fund</u>	
<u>Self Insurance Fund</u>	
<u>Corner Preservation Fund</u>	
<u>Homeless Strategic Plan Fund</u>	279
<u>American Rescue Plan Act Fund [ARPA]</u>	282
<u>Radio Communications Systems Fund</u>	283
<u>DUII Fund</u>	285
<u>Agate Beach Disposal Fund</u>	286
<u>County Commons Facilities Fund</u>	
Special Districts Funds	
<u>Special Districts</u>	287
<u>Animal Services District Fund</u>	289
<u>Extension Service District Fund</u>	291
<u>Siletz Area Enhanced Law Enforcement Fund</u>	293
<u>Transit District Fund</u>	295
<u>Solid Waste District Fund</u>	296
Appendix	297
<u>Budgeted Positions</u>	299
<u>Pay Plans</u>	301
<u>Legal Forms</u>	303
<u>Glossary</u>	305
<u>Closed Departments</u>	307
<u>Immunization Action Program</u>	308
<u>Echo Mountain Road Remediation</u>	310
<u>Medical Examiner</u>	313
<u>HHS Facility</u>	316
<u>Basic Center Grant</u>	318
	320
	321



Lincoln County

Adopted Budget

Fiscal Year 2024-2025

Budget Committee

Board of Commissioners

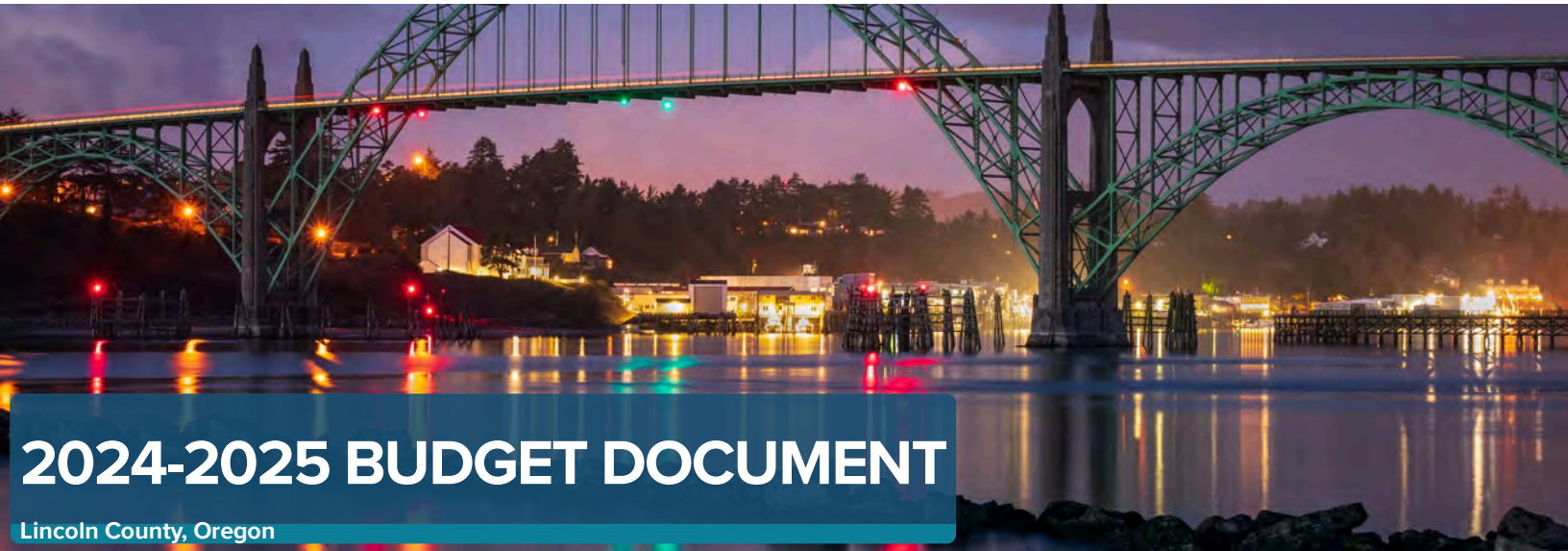
Casey Miller, Chair
Clair Hall, Commissioner
Kaety Jacobson, Commissioner

Appointed Citizen Members

John Heath
Susan Woodruff
Cristin Don

Submitted By:

Tim Johnson, County Administrator and Budget Officer



2024-2025 BUDGET DOCUMENT

Lincoln County, Oregon

Budget Message

Tim Johnson, County Administrator

I am pleased to submit for your consideration the proposed FY 2024/2025 Annual Budget of over \$184 million.

This budget document portrays the expected financial performance of Lincoln County and is a financial plan for the county in the fiscal year July 1, 2024 - June 30, 2025.

As a matter of responsibility of the Budget Committee the following are required actions:

The budget and its process is in accordance with the Oregon Revised Statutes. The budget hearings are public and were publicly noticed the second week in May in the Lincoln County Leader.

The budget is based on estimates of revenues and expenditures and other requirements. The budget is the basis for appropriations, which create the authority to spend public money.

Approval of the budget is done by a Budget Committee, which for Lincoln County comprises the Board of Commissioners and an equal number of appointed electors.

The Budget Committee receives the budget document, hears the budget message, hears and considers public comment, discusses and revises the budget as needed, approves the budget and, if necessary, approves property taxes.

Public comments can be provided at all meetings, and any and all persons may comment on the budget.

The county budget is available both in hard copy at the Board of Commissioners Office and on the County's website for an easy, user-friendly interface.

During the approval process of adopting the budget, should there be any recognition of typographical or grammatical errors or budget errors, please advise the budget officer of such errors so that they can be documented for the governing body in writing.

The requirement for the Budget Committee is to approve a budget, be it "As Proposed" or "Revised."

After the budget hearings, the Board of Commissioners can change the budget estimates and tax levy if approved by the Budget Committee. However, if they want to increase the tax by any amount OR increase expenditures in any fund by 10% or more (or \$5,000 or more - whichever is greater), the County must republish the amended budget summary and hold another budget hearing.

After the Budget Committee hearings, the Board of Commissioners provides public hearings scheduled for June 5 at the Board of Commissioners meeting and a second reading, with adoption anticipated during the June 26th Board of Commissioners meeting. It is required by state statute that the Board of Commissioners adopts a budget by resolution no later than June 30.

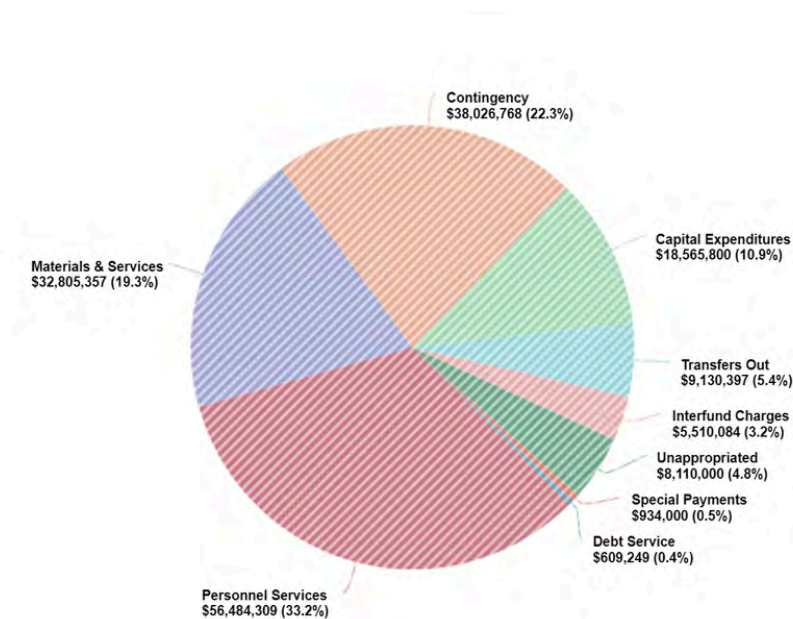
As previously stated, the proposed Annual Budget is over \$184 million. The budget as proposed is balanced and is similar to last year's total amount This is due to a forecast illustrating lower General Fund revenues yet increases in other sources, such as Special Revenue Funds through grants or Enterprise Funds from permits and fees, achieving a similar budget size.

Additionally, the General Fund is balanced to county policy with two months of operations in Reserve.

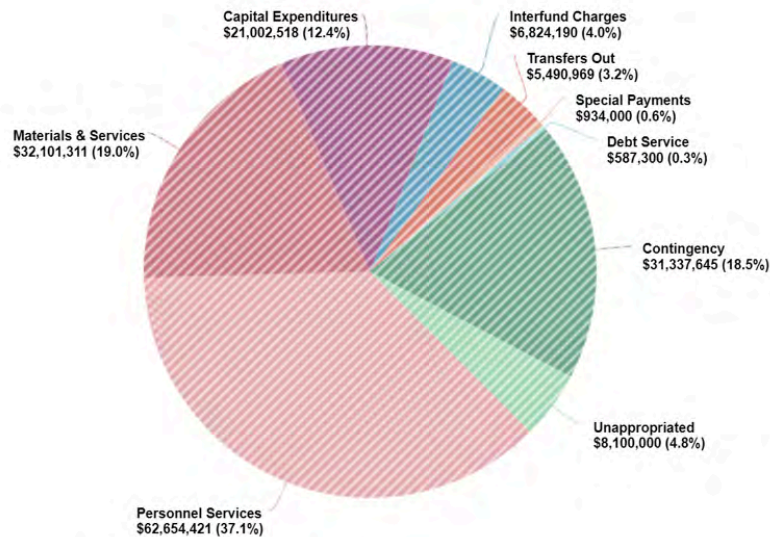
Also, the combined Countywide Contingency and unappropriated Reserve categories comprise nearly 25%, \$44,745,410, of the total County budget.

Below is a comparison of the breakdown by category of the 2023-24 Budget to the Proposed 2024-25 Budget.

2023-24 Budget



2024-25 Budget



As can be seen, key increases in expenditures have risen in Personnel Services, which is forecasted to rise by more than \$6 million from the previous budget.

However, budget staff and county administration are aware of other pending revenue sources that will serve as an increase to the budget. The voter approval of Ballot Measure 21-220 in November 2023, which was approved by almost 70% of county residents, will provide new funding for county parks and their maintenance and subsequent improvements.

The County Treasurer also identified healthier returns on investments due to the marketplace. This too will improve the county's revenue position.

Additionally, the state legislature made changes to Measure 110 in its last session with the passage of House Bill 4002. This provides several reforms. The County has been informed that it will be receiving additional funding to support programs in the Sheriff's Office and for a position to address these reforms in the way of a deflection coordinator. The County will be applying to the state through the Oregon Health Authority for these funds. The amount is still unknown and is not included in the 2024-2025 budget. However, when it is known, this funding will be added by budget amendment.

The County budget will also require constant monitoring and possible revision as to address five outstanding labor contracts and inflationary pressures on operations. As such, the budget process enlisted input from the County Management Team to address these demands on the budget. This included reduction in spending to address these items for the next fiscal year.

Meanwhile, requests have been made by county departments for new General Fund positions. However, only when these anticipated increased labor costs are realized and their impact on the budget is clear will the ability to address these requests to add positions proceed.

In the meantime, the proposed budget and its process provides the flexibility and resilience to meet

the needs of the county. It continues our mission: to provide essential public services, both legally required and local desired, in an efficient, effective, and respectful manner.

This budget builds on the hard work of so many. This year, I am acting as the County's Budget Officer while the County is in the transition of hiring a new finance director, who normally is the designee. As such, I want to thank the County's Management Team of elected and appointed directors for their continued time and effort in helping bring together this budget. Additionally, I want to thank those directly involved in supporting the Budget Committee, Management Team, and myself. They include Assistant Finance Director and currently acting Finance Director Deanna Gravelle; Accounting and Budget Analyst Renee Card; with able support by our interim CPA Bill Mooso.

This year's budget presentations are abbreviated from last year. The presentations will include the traditional presentations from the following entities:

- The Compensation Committee

Additionally, presentations will be made by the five Districts

- Lincoln County Transportation District
- Lincoln County Solid Waste District
- Lincoln County Animal Services District
- Siletz Area Enhanced Law Enforcement District
- Lincoln County Extension Service District

While these are legally separate districts, the Board of Commissioners is responsible for the final approval of these budgets.

The budget hearings will include presentations from a cross section of County departments. These include a large department, Health and Human Services, a mid-size department, Planning and Development, and a small department, Human Resources. This will provide insight to the budget dynamics of the County's departments. Meanwhile, all of the departments' budgets, their goals and objectives, accomplishments and future achievements can be found in the budget document.

Additionally, last year the County initiated several new reforms to the budget and its process. One of the changes was the addition of an Executive Summary that captures the highlights of the budget and key countywide accomplishments and pending achievements.

This year Executive Summary readers will learn of continued actions related to accomplishments, such as the County's response in cooperation with its partners to the January ice storm; enhanced services and initiatives on items such as broadband and homelessness reduction; the organizational transition of the Medical Examiner's service; capital improvements such as development of the Animal Shelter, including its pending groundbreaking, and progress on redevelopment of the Commons; and the extensive work being implemented related to acquisition and subsequent deployment of grants for childcare facilities, business and community development, emergency management, social services/nonprofit agencies, and animal spay and neutering. The summary will also include exciting efforts to rebrand Lincoln County Transit buses - three services to three brands for the Commuter, City Loop, and Dial -A- Ride Buses.

The budget continues to use the software OpenGov. This is the second year for its use. The budget is subsequently more robust in terms of narratives related to the goals, objectives, past accomplishments, and future achievements of the departments.

Additionally, the budget has been prepared using budgetary practices and techniques recommended by the Governmental Accounting Standards Board (GASB).

Lastly, I want to offer a special thanks to the 2024-2025 Budget Committee for your participation and leadership.

Tim Johnson
County Administrator

About the Budget

This budget document portrays the expected financial performance of Lincoln County for fiscal year 2024-2025. In conformance with Oregon Revised Statutes, the budget appropriates the operations of the General Fund on a program basis. Beginning in FY2024, the County split the general government program in to general government operations containing outward oriented governmental offices (such as Board of Commissioners, Assessor and Clerk), and central services offices whose focus is providing services to other County offices (such as Human Resources, Finance, and IT). The other two programs are public safety (containing District Attorney, Sheriff, and Juvenile departments) and community services (containing Parks and Veterans departments) which are unchanged from prior years.

Each main program has various departments within it that are shown by the categories of personnel services, materials and services, capital outlay, and special payments. The remaining funds of the County are appropriated by the categories personnel services, materials and services, and capital outlay. Additionally, all funds include separate appropriations for debt service, transfers and contingency, where applicable. Special reserve balances and unappropriated ending balances are included where needed. All funds are presented as balanced between revenue and expenditures as required by Oregon Revised Statutes, Chapter 294. This budget is organized on a organizational basis. County funds are budgeted and accounted for on the modified accrual basis of accounting. Revenues are recorded at the time they become measurable and available to finance expenditures of the current period, and expenditures are recorded at the time liabilities are incurred, except for inter-fund transactions which are recorded on the accrual basis. No major changes in financial policies are anticipated in this fiscal year.

Property tax revenue is the single biggest source of revenue for the County. The County’s permanent tax rate remains at \$2.8202/ \$1,000 of assessed valuation. Other major revenues include intergovernmental revenue – grants and payments received from federal, state, and other local governments; a 12% transient room tax; permits and fees charged for specific activities in the County; and charges for services – amounts charged for direct service provided by the County.

The 2024-2025 Lincoln County budget totals \$184,597,370, predominantly unchanged from the current budget. The combined County-wide Contingency and Unappropriated Reserve categories amount to \$44,745,410 of the total County budget. The charts below depicts the activity distribution expected for 2024-2025.

Lincoln County Program Categories

	2020-21 Actual	2021 - 22 Actual	2022 - 23 Actual	2023 - 24 Budget	2024 - 25 Budget
Health & Human Services	\$18,024,284	\$18,866,204	\$23,846,888	\$43,079,563	\$47,934,881
Public Safety	\$22,578,846	\$24,731,044	\$22,588,005	\$30,024,692	\$34,263,643
Community Services	\$12,807,702	\$10,843,445	\$11,897,694	\$33,209,307	\$27,040,952
General Government	\$8,519,626	\$8,460,293	\$9,328,204	\$26,343,341	\$27,943,587
County Central Services	\$5,757,136	\$6,878,141	\$10,931,665	\$19,268,869	\$14,637,550
Capital Projects	\$40,630	\$1109,836	\$2,087,028	\$18,475,381	\$17,211,741
TOTAL	\$67,728,223	\$70,888,964	\$80,679,483	\$170,401,153	\$169,032,354

Lincoln County Total Expenses

	2020-21 Actual	2021 - 22 Actual	2022 - 23 Actual	2023 - 24 Budget	2024 - 25 Budget
Personnel Services	\$42,804,220	\$44,656,071	\$44,574,688	\$56,774,701	\$62,654,421
Materials & Services	\$16,268,062	\$16,140,779	\$20,374,636	\$32,881,176	\$32,101,311
Contingency	\$0	\$0	\$0	\$37,756,203	\$31,337,645
Capital Expenditures	\$3,222,597	\$1,898,581	\$6,198,507	\$18,565,800	\$21,002,518
Interfund Charges	\$3,764,093	\$4,130,116	\$4,626,550	\$5,532,627	\$6,824,190
Transfers Out	\$257,542	\$2,733,282	\$3,698,197	\$9,237,397	\$5,490,969
Unappropriated	\$0	\$0	\$0	\$8,110,000	\$8,100,000
Special Payments	\$906,541	\$761,306	\$628,425	\$934,000	\$934,000
Debt Service	\$505,169	\$568,829	\$578,481	\$609,249	\$587,300
TOTAL	\$67,728,223	\$70,888,964	\$80,679,483	\$170,401,153	\$169,032,354

Lincoln County Total Including Special Districts

	2020-21 Actual	2021 - 22 Actual	2022 - 23 Actual	2023 - 24 Budget	2024 - 25 Budget
Revenues					
Beginning Fund Balance	\$48,635,028	\$56,618,160	\$77,110,709	\$80,883,724	\$77,721,849
Revenue					
Charges For Services	\$14,091,521	\$14,983,423	\$16,868,896	\$18,867,240	\$19,607,119
Fines	\$63,677	\$69,464	\$60,511	\$40,000	\$40,000
Intergovernmental	\$0	\$0	\$0	\$0	\$2,000,000
Intergovernmental - Federal	\$10,628,839	\$24,206,259	\$21,117,921	\$11,916,759	\$10,841,454
Intergovernmental - Local	\$1,270,463	\$1,175,816	\$1,851,166	\$1,194,512	\$1,101,347
Intergovernmental - Other	\$1,042,073	\$415,160	\$134,898	\$214,000	\$246,839
Intergovernmental - State	\$14,122,270	\$15,104,770	\$21,666,786	\$21,026,494	\$23,061,744
Miscellaneous	\$1,039,140	\$1,733,934	\$3,006,835	\$1,666,729	\$4,284,834
Other Financing Sources	\$5,000,000	\$0	\$0	\$0	\$0
Other Taxes & Land Sales	\$4,095,464	\$7,092,526	\$4,697,622	\$6,820,000	\$6,200,000
Permits & Fees	\$1,946,345	\$2,097,463	\$2,161,256	\$2,184,600	\$2,320,349
Property Taxes	\$25,136,375	\$25,317,468	\$28,320,337	\$28,953,000	\$30,360,866
REVENUE TOTAL	\$78,436,167	\$92,196,283	\$99,886,228	\$92,883,334	\$100,064,552
Interfund Revenue	\$1,078,606	\$1,146,968	\$1,477,442	\$1,320,000	\$1,320,000
Transfers In	\$257,542	\$2,733,282	\$3,698,197	\$10,343,255	\$5,490,969
REVENUES TOTAL	\$128,407,343	\$152,694,693	\$182,172,576	\$185,430,313	\$184,597,370
Expenses					
Personnel Services	\$44,992,563	\$46,890,042	\$46,679,706	\$60,131,975	\$66,295,380
Materials & Services	\$17,161,050	\$16,970,906	\$21,390,273	\$35,466,494	\$34,603,206
Capital Expenditures	\$4,220,480	\$1,898,581	\$6,765,784	\$21,231,229	\$23,452,518
Interfund Charges	\$4,830,928	\$5,233,699	\$5,851,563	\$6,959,006	\$8,445,798
Transfers Out	\$257,542	\$2,733,282	\$3,698,197	\$10,472,397	\$5,490,969
Special Payments	\$906,541	\$761,306	\$628,425	\$934,000	\$934,000
Debt Service	\$505,169	\$568,829	\$578,481	\$609,249	\$587,300
Contingency	\$0	\$0	\$0	\$41,246,980	\$35,088,199
Unappropriated	\$0	\$0	\$0	\$8,379,000	\$9,700,000
EXPENSES TOTAL	\$72,874,273	\$75,056,645	\$85,592,428	\$185,430,330	\$184,597,370
REVENUES LESS EXPENSES	\$55,533,070	\$77,638,048	\$96,580,148	-\$17	\$0

GENERAL FUND

The General fund is the largest and most diverse of Lincoln County's operating funds. Revenues and balances in this fund can be used for any government service or program that the Board of Commissioners deems appropriate. As discussed above, the General Fund is appropriated by program function as shown below:

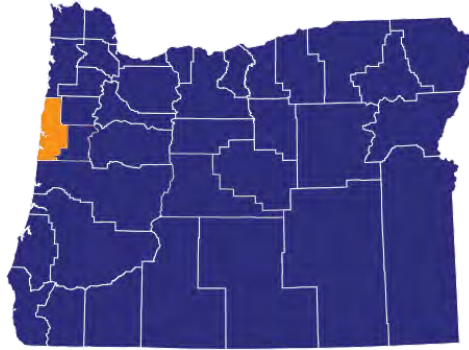
General Fund Summary by Function

	2020-21 Actual	2021 - 22 Actual	2022 - 23 Actual	2023 - 24 Budget	2024 - 25 Budget
Public Safety	\$22,324,556	\$22,152,414	\$20,158,602	\$23,370,189	\$25,218,164
General Government	\$6,824,142	\$7,101,829	\$7,501,479	\$18,753,874	\$20,516,014
County Central Services	\$5,757,136	\$6,567,151	\$7,342,518	\$8,687,176	\$8,598,488
Community Services	\$2,696,250	\$3,161,671	\$2,440,640	\$1,238,882	\$1,597,737
TOTAL	\$37,602,085	\$38,983,066	\$37,443,239	\$52,050,121	\$55,930,403

The total General Fund proposed budget is \$55,930,403. In the General Fund, Personnel Services are increasing by \$1,819,503, a 6% increase versus the current budget. This increase is attributable to increasing costs of wages and benefits. It should be noted that the County typically does not fully expend budgeted Personnel Services costs due to employee turnover savings, and we expect this trend to continue in FY2024-2025, but at a reduced amount due to the change noted above. Materials and Services are decreasing \$1,095,424 or 9% due to aggressive cost containment efforts and an emphasis on fiscal prudence. These efforts return our Materials & Services expenditures to historic levels. Capital outlay has been largely eliminated in the General Fund due to a focus on capital projects in other funds for the next few fiscal years. Reserves for the General Fund for FY2024-2025 are estimated at \$9,600,000 representing 17% of the fund's operating expenditures.

Mission Statement

The mission of Lincoln County is to provide essential public services, both legally required and locally desired, in an efficient, effective, and respectful manner.



Lincoln County Overview

Lincoln County was created by the Oregon Legislative Assembly on February 20, 1893, from the western portion of Benton and Polk counties. Lincoln County is one of 36 counties in the state of Oregon and is named for Abraham Lincoln.

With a coastline that varies from the rocky cliffs near stunning Cape Perpetua on Lincoln County's southern border to the 7 miles of sandy beaches at Lincoln City leading to the northern border at the Salmon River - plus hundreds of miles of navigable rivers, waterfalls, old-growth Douglas fir giants in eternally vernal rainforests, world class dining and thriving art and culture scene - Lincoln County is one of the most popular destinations on the Oregon coast.

Although timber and fishing have been replaced by tourism as the county's largest industry, fisheries still contribute hundreds of millions of dollars to the region's economy. The local commercial fleet is primarily based at the Port of Newport's marinas in Yaquina Bay.

Lincoln County at a Glance:

Land Area: 981 square miles

Population: 50,821

Median Age: 52.4

Employment Rate: 47.0%

Principal Industries: Tourism, government, service/retail, forest products and fishing.

Major Cities:

Depoe Bay

Known as "the whale watching capital of the world" and the world's smallest harbor.

Lincoln City

Offers more than 2,000 hotel/motel/bed and breakfast rooms, and resorts as well as the Siletz Tribe's Chinook Winds Casino.

Newport

Known as Oregon's oceanography research center, features numerous interpretive centers, Hatfield Marine Science Center, and the Oregon Coast Aquarium, along with a large fishing fleet and working bayfront with restaurants, shops and charter boats.

Siletz

Home of the Administration Center and reservation of the Confederated Tribes of Siletz Indians of Oregon.

Toledo

Known as Lincoln County's industrial center and offers antique shops and dining in the downtown area.

Waldport

Features the Alsea Bay Interpretive Center.

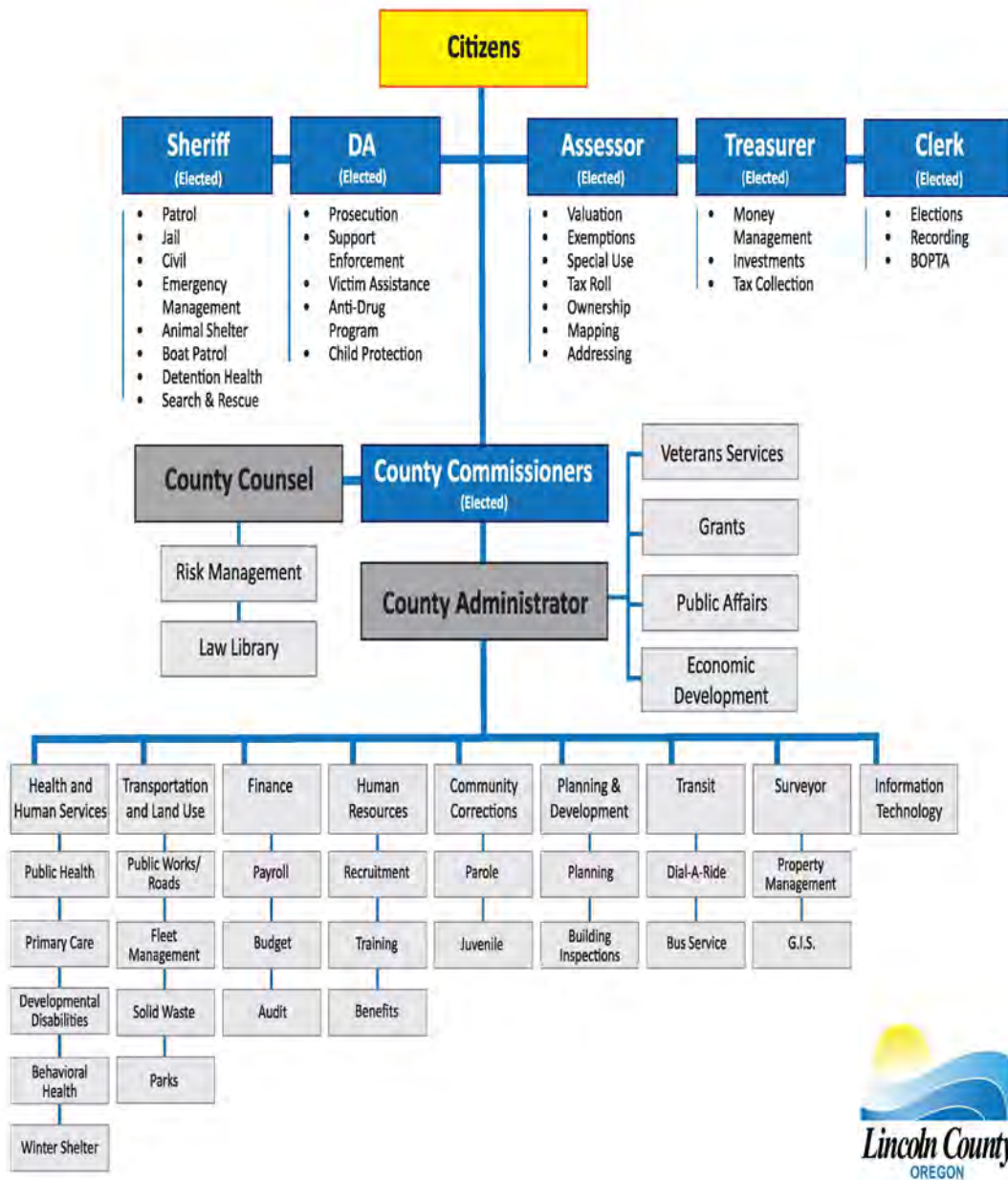
Yachats

Known as the "Gem of the Oregon Coast" with a community of artists and writers.

Lincoln County Leadership

Lincoln County has a three-member Board of Commissioners, whose full-time salaried members are elected on a countywide basis to staggered four-year terms of office, governs the County. The Board of Commissioners has the responsibility to oversee all activities related to the operations of the County. The Board annually elects a Chair at the beginning of each calendar year.

County Organizational Chart



Kaety Jacobson, Commissioner



1st Term Began: 1/7/2019

Term Expires: 1/4/2027

Kaety was first elected in May of 2018 and began her first term in January 2019. She was successfully reelected in 2022 and began her second term in January of 2023.

She was born and raised in Lincoln County in a commercial fishing family. She has a bachelors degree in Natural Resources and a Master's degree in Coastal Zone Management and spent 16 years working for the Oregon Sea Grant program on fisheries and coastal issues before becoming a commissioner.

As a commissioner, Kaety has focused heavily on Echo Mountain Fire Recovery Efforts, housing, childcare, and bringing in external funds to the county to work on these critical issues.

Casey Miller, Chair



1st Term Began: 1/4/2023

Term Expires: 1/4/2027

Casey has referred to himself as a generalist in regard to the various skillsets he brings to his work with the commission. Born in Newport, prior to his current term, Casey served our community as the Public Information Officer in the Board of Commissioners Office since 2008. As an elected official he brings 14 years of experience in communications, emergency response communications and unique administrative experience to his work as commissioner.

Committee and board participation (includes but not limited to:)

Northwest Oregon Works

Oregon Coast Trail Conveyor, Lincoln

Forest Land Trust Advisory Committee

Wellness Committee

O & C Lands Advisory Committee

Behavioral Health Advisory Committee

Coastal Equity and Inclusion Committee (CEIC)

Animal Shelter Development Team

Siletz Community Leadership Team

Liaison: Siletz City Council, Depoe Bay City Council, CTSI

More to come...

Casey lives with wife, son and cat just outside of Newport.

Claire Hall, Commissioner

1st Term Began: 1/3/2005

Term Expires: 1/6/2025



Claire Hall was elected as a County Commissioner in 2004 and re-elected in 2008, 2012, 2016 and 2020.

She was born in 1959 in Portland, Oregon and attended public schools there, graduating from John Adams High School in 1977. Ms. Hall completed her undergraduate work at Pacific University, Forest Grove, Oregon, earning a B.A. in Communications in 1981. She received her M.S. from the Medill School of Journalism at Northwestern University in 1986.

Her professional experience prior to her election as a commissioner includes staff positions at KBPS public radio in Portland; the Newport News-Times; KZUS radio, Toledo; and Yaquina Bay Communications, Newport.

As a commissioner, Ms. Hall represents the county on several local, regional and state organizations. She was president of the Association of Oregon Counties in 2016-17. She has been a member of that association's Human Services Steering Committee for the past decade and chaired that committee for four years. She also serves on the National Association of Counties' Military and Veterans Committee, and NACO's Health Policy Committee.

Hall was appointed to the Oregon Housing Stability Council in 2018 and became its chair in 2020. She previously served on the Governor's Council on Alcohol and Drug Programs and was its final chair. She was co-chair of the Oregon Ending Homelessness Advisory Council. She co-chairs the Linn-Benton-Lincoln Early Learning HUB and is a member of the board of the IHN-CCO, the Coordinated Care organization for the three-county region. She is a member of the executive committee of the Community Services Consortium, the regional Community Action Agency; she is the county's representative on the board of the Cascades West Council of Governments and is currently the chair of that board. She is the county commission liaison to the Local Public Safety Coordinating Council.

In 2008, Ms. Hall's local, state and national leadership on homeless issues was honored with the "Home for Every American Award" presented by the U.S. Interagency Council on Homelessness at a conference in Washington, D.C. She was one of two county officials to receive the award. In 2009, she received the "Award for Excellence" from the Association of Oregon Community Mental Health Programs for her advocacy for mental health, addictions and developmental disabilities programs in the state. Also in 2009, she received the annual Certificate of Appreciation from the Coastal Progressives, a member group of the Rural Organizing Project.

In 2006, Ms. Hall graduated from the County College program sponsored by the Oregon Association of Counties and the Oregon State University Extension Service. In 2007, she completed the Ford Family Foundation's Leadership Program (Waldport-Yachats class). In 2014, she was part of the first graduating class of the Oregon County Leadership Institute, co-sponsored by AOC and the Hatfield School of Government at Portland State University, and in 2016, she completed NACO's leadership training.

Ms. Hall has been active in a variety of community affairs. She has served on the boards of directors of several non-profit organizations. Her current and past board memberships include; Neighborhood Partnerships, a statewide organization addressing poverty, homelessness and housing issues; Proud Ground, a statewide land trust that serves Lincoln County; My Safe Place; Lincoln County Food Share; PAADA, the Partnership Against Drug and Alcohol Abuse; and the Samaritan House Family Homeless Shelter.

Ms. Hall lives in Newport.

Elected Officials

Assessor

Clerk

District Attorney

Sheriff

Treasurer

Joe Davidson

Amy Southwell

Jenna Wallace

Curtis Landers

Jayne Welch

Appointed Directors

County Administrator

Community Justice Director

Finance Director

Health & Human Services Director

Human Resources Director

Information Technology Director

Legal Counsel

Planning & Development Director

Public Works Director

Surveyor

Transit Director

Tim Johnson

Tony Campa

Vacant

Jayne Romero

David Collier

Todd Richmond

Kristin Yuille

Onno Husing

Mikel Diwan

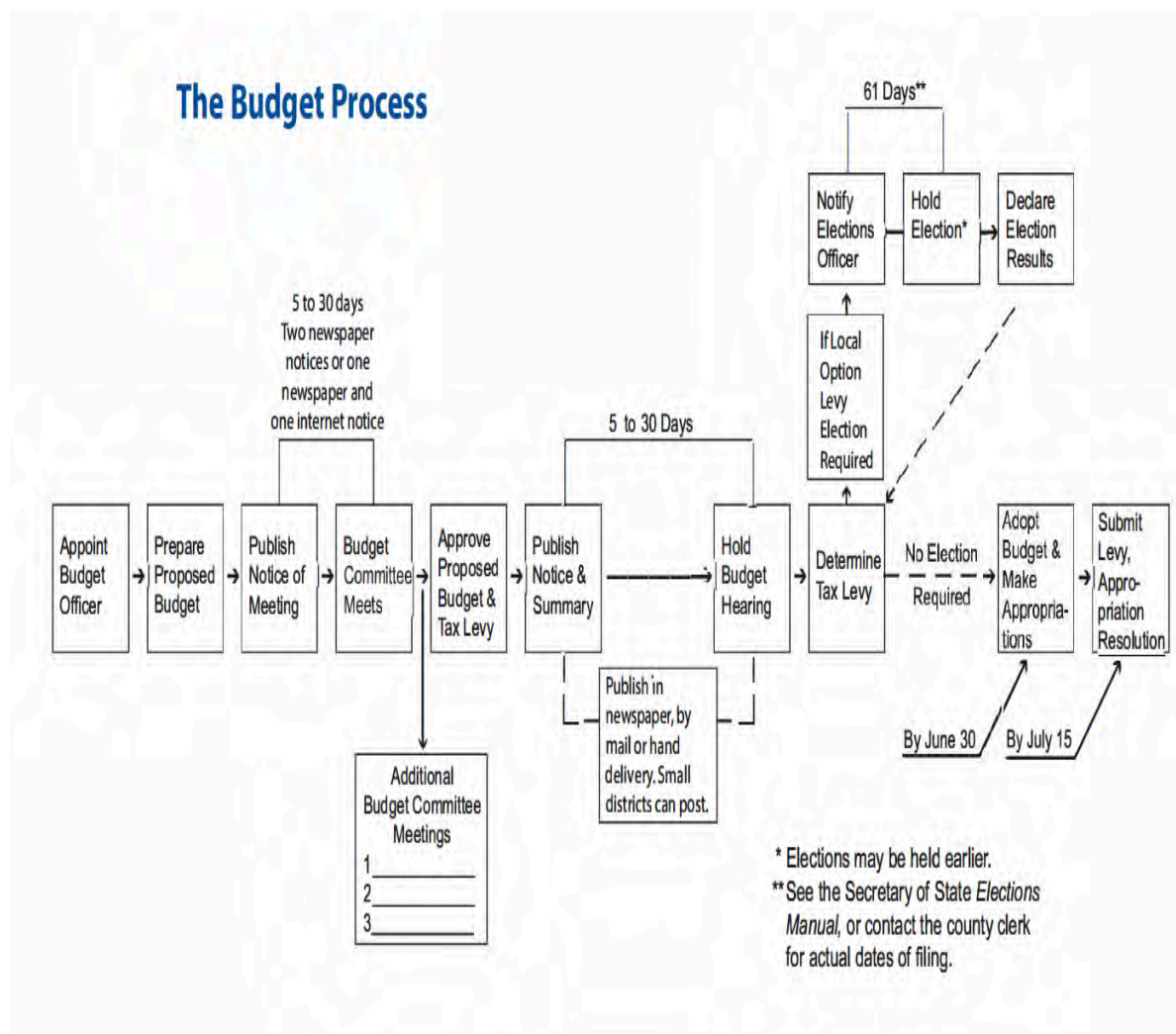
Eli Adam

Cynda Bruce

Budget Process and Budget Calendar

The County's annual budget process is guided by the State of Oregon's Local Budget Law. The budgeting process has four parts. The budget is: 1) prepared, 2) approved, 3) adopted, and 4) executed. After adopting the budget, the governing body makes the necessary appropriations and certifies to the county assessor the tax to be imposed. Oregon Local Budget Law requires the following:

- An annual budget be adopted prior to the beginning of the fiscal year, July 1, to which it applies
- There must be notification of public meetings when the budget will be discussed
- That there is opportunity for public input; and a summary of the budget must be published in a local newspaper prior to adoption
- After the Board of County Commissioner's adopts the budget, amendments are made through the budget adjustment process



LINKS

- [Oregon Department of Revenue](#)

FY 2024-25 AMENDED REVISED BUDGET CALENDAR
for
LINCOLN COUNTY,
LINCOLN COUNTY EXTENSION SERVICE DISTRICT,
LINCOLN COUNTY SOLID WASTE SERVICE DISTRICT,
LINCOLN COUNTY TRANSPORTATION SERVICE DISTRICT,
& LINCOLN COUNTY ANIMAL SERVICES DISTRICT

February 1	Budget Committee Membership confirmed
February 2	Revenue Forecast Requested (Assessor, Treasurer, Finance)
February 9	FY25 OpenGov Draft Budget Setup (Finance)
February 9	OpenGov FY25 Budget Worksheets Loaded and Accessible
February 9	FY 24 Mid- Year Budget Report to BOC
February 15	FY25 Budget Manual Issued (Finance)
February 15	Department Narrative & Projection Updates Begin
February 23	Department Budget Presentation Guidelines Meeting
March 8	Online Budget Book Narrative Updates Due
March 8	FY24 Projection Updates due
March 15	FY25 Department Request Budgets Due
March 29	Proposed Budget Balanced
March 29	Compensation Committee meets & prepares recommendations
April 1	Positions Frozen for Budget Purposes
April 3	Finance Dept briefing for County Administrator, Counsel & BOC
May 8	Notice of Budget Committee Meetings published and posted on County website- coordinate with PIO
May 8	Proposed Budget distributed to Budget Committee
May 22,23,29, 30	Budget Committee Meeting, 6:00 pm, ELECTRONIC/BOC Chambers
May 31	Budget Committee Meeting, ELECTRONIC/BOC Chambers*
June 5	Notice of Public Hearing published
June 26	Public Hearing and Adoption of FY 2024-25 Budget for the County & all special districts governed by the County Board of Commissioners: BOC regular meeting, 10:00 am ELECTRONIC/BOC Chambers
June 28	FY25 Adopted Budget Published
July 15	Budgets Documents filed with Assessor

*Time TBD

Budget Policies and Procedures

Operating Budget

1. Developing the budget

In January, prior to the beginning of the next fiscal year, a budget calendar for adopting an annual budget is developed and the budget committee is appointed. Developing the annual budget is a cooperative effort among all County departments, the Board of Commissioners, and the County's management team.

2. Budgeting for Reserves and Contingencies

In order to maintain a prudent level of financial resources to protect against the need to reduce service levels or raise taxes and fees due to temporary revenue shortfalls or unforeseeable one-time expenditures, the County will establish and maintain certain reserves. The County will strive to maintain a reserve in each operating fund, other than the General Fund, of 8.3 % (1/12th) of that fund's operating budget.

The County will establish operational reserves within the General Fund and strive to maintain a fund balance of at least 17% (approximately 2 months of operating expenditures) of the General Fund operating budget.

At this time, several funds rely heavily on property taxes, which are not received until the month of November each year and, therefore, should have reserves at or near the level of the General Fund; namely, the Transportation Service District (Fund 204), the Animal Services District (Fund 212), Siletz Area Enhance Law Enforcement District (Fund 230), and the Extension Service District (Fund 859).

The following funds, due to their specific purposes, require reserve levels above 8.3%:

- Vehicle Replacement (Fund 103)
- Public Works (Fund 201)
- Public Health (Fund 208)
- Mental Health (Fund 209)
- Self Insurance (Fund 215)
- Community Health Centers (Fund 216)
- Agate Beach Disposal Site Closure (Fund 603)
- County Commons Facilities (607)

3. Budget Amendment Policies and Procedures

It is common in the course of a budget cycle that the budget needs to be adjusted to accommodate financial changes. If unexpected revenue is received, it must be added to the budget (appropriated) in order to spend it. All budget changes require adoption of a resolution by the Board of Commissioners.

Depending on the size of the increase to the budget, a public hearing may need to be held in accordance with Oregon Budget Law. A loss of revenue could trigger a budget adjustment, although under-spending an existing budget does not normally require any appropriation changes. Budgets are adopted by appropriation amounts to specific categories or programs. These appropriations may need to be shifted from one category or program to another during the course of the year. Oregon Budget Law stipulates that no appropriation may be overspent. Appropriations can be transferred within a fund without increasing the overall budget.

4. Budget Monitoring

Each County department has the responsibility for monitoring its departmental budget. It is strongly recommended that each department director or elected official (or their designee) review the County's General Ledger at least monthly to keep track of their respective department(s) revenue and

expenditures and compare it to their adopted budget. At least one administrative employee in each County department has access to County General Ledger information with reporting capabilities to facilitate monitoring activity. Finance Department staff is always available to assist departmental staff in obtaining and interpreting general ledger data.

The Finance Department reviews financial data in comparison with adopted budgetary data on a regular basis. At least one mid-year budget adjustment is scheduled each year. Departments that require appropriation adjustments should make the Finance department aware of the need. If necessary, multiple budget adjustments and/or supplemental budgets can be done anytime during the fiscal year.

Prior to the end of the fiscal year, a final review of appropriations is done to be sure that there will be no over-expenditures. A final budget adjustment resolution is normally adopted by the Board of Commissioners at one of their final meetings for the fiscal year.

Basis of Budgeting and Accounting

Lincoln County adheres to the Generally Accepted Accounting Principles (GAAP) as applicable to state governments, which are uniform minimum standards of and guidelines to financial accounting and reporting. Lincoln County does not distinguish between Basis of Budgeting and Basis of Accounting. County records are maintained either on a modified or full accrual basis based on the type of fund. Under the modified accrual basis of accounting, revenues are recognized when susceptible to accrual (i.e. when they become both measureable and available). Expenditures are generally recognized under the accrual basis of accounting when the related fund liability is incurred. Full accrual recognizes revenues when earned. The Basis of Accounting whether full or modified accrual is used during the budget process, depending on the fund.

The County's budgetary and accounting records are organized and operated on a fund basis. A "fund" is a fiscal and accounting entity with a self-balancing set of accounts recording cash and other financial resources, which are segregated for the purpose of carrying on specific activities or attaining certain objectives in accordance with special regulations, restrictions or limitations. Funds are categorized by type to indicate both the sources of the fund's financial resources and the nature of activities financed. There are three broad categories of funds used in governmental accounting: governmental, proprietary, and fiduciary funds.

All governmental funds (including the General, special revenue and capital projects funds) use modified accrual as both the basis of budgeting and for accounting/financial reporting. Collections and remittance of taxes for the other taxing agencies are accounted for in the Agency funds on the Treasurer's set of books.

GASB Statement 34 requires that accounting and financial reporting include statements reported from a "government-wide" perspective using a full accrual basis. Expenditures are generally recognized when the associated liability is incurred, except for compensated absences and medical pay and pre-paid expenses, which are recognized in the applicable period.

The basis for accounting for proprietary funds distinguishes operating revenues and expenses from nonoperating items. For capital assets and capital purchases, funds are budgeted from a perspective of the actual cash outlay required (cash basis). From the accounting/financial reporting side, these are recorded as capital assets on the balance sheet and depreciated (expensed) over the nominal useful life of the asset, which is expensed. Since depreciation is not budgeted, the budgeting controls are removed for this account only to allow the transactions to occur.

FINANCIAL SUMMARY

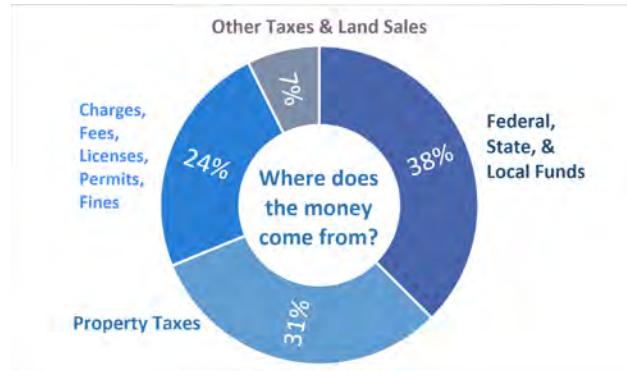
The Lincoln County budget is the financial plan and operating guideline for the fiscal year. The 2025 Fiscal Year runs from July 1, 2024 to June 30, 2025. This plan can, and likely will be changed or amended as additional information and circumstances arise. Budgets are never intended to be fixed or unalterable; they are intended to be the gauge for County operations throughout the year.

PROPERTY TAXES



Property taxes make up a large portion of the General Fund's revenue, but the County receives only 17.93 cents of every property tax dollar collected. The rest goes to fund Education (K-12 schools, community college, education service districts), Cities, Fire Districts, Urban Renewal, and other Special Districts.

REVENUE



Federal, State, & Local funds are grants and program award moneys provided by governments to Lincoln County to operate specific programs or activities. Property Taxes are the County portion of property owner's taxes. Charges, Fees, Licenses, Permits, Fines are payments for services the county provides (building permits, marriage licenses, campground fees). Other Taxes & Land sales are primarily Transient Room Taxes and proceeds from property foreclosures.

All Funds Summary

All County Funds -Excluding Special Districts

	2020-21 Actual	2021 - 22 Actual	2022 - 23 Actual	2023 - 24 Budget	2024 - 25 Budget
Revenues					
Beginning Fund Balance	\$43,600,535	\$50,870,002	\$69,237,717	\$71,658,232	\$68,589,119
Revenue	\$72,749,824	\$85,881,780	\$94,185,835	\$87,079,650	\$93,717,266
Interfund Revenue	\$1,078,606	\$1,146,968	\$1,477,442	\$1,320,000	\$1,320,000
Transfers In	\$257,542	\$2,733,282	\$3,698,197	\$10,343,255	\$5,490,969
REVENUES TOTAL	\$117,686,507	\$140,632,032	\$168,599,191	\$170,401,137	\$169,117,354
Expenses					
Personnel Services	\$42,804,220	\$44,656,071	\$44,574,688	\$56,774,701	\$62,654,421
Materials & Services	\$16,268,062	\$16,140,779	\$20,374,636	\$32,881,176	\$32,186,311
Capital Expenditures	\$3,222,597	\$1,898,581	\$6,198,507	\$18,565,800	\$21,002,518
Interfund Charges	\$3,764,093	\$4,130,116	\$4,626,550	\$5,532,627	\$6,824,190
Transfers Out	\$257,542	\$2,733,282	\$3,698,197	\$9,237,397	\$5,490,969
Special Payments	\$906,541	\$761,306	\$628,425	\$934,000	\$934,000
Debt Service	\$505,169	\$568,829	\$578,481	\$609,249	\$587,300
Contingency	\$0	\$0	\$0	\$37,756,203	\$31,337,645
Unappropriated	\$0	\$0	\$0	\$8,110,000	\$8,100,000
EXPENSES TOTAL	\$67,728,223	\$70,888,964	\$80,679,483	\$170,401,153	\$169,117,354

	2020-21 Actual	2021 - 22 Actual	2022 - 23 Actual	2023 - 24 Budget	2024 - 25 Budget
REVENUES LESS EXPENSES	\$49,958,284	\$69,743,068	\$87,919,707	-\$16	\$0

Sources by Fund Type

SOURCES AND USES BY FUND						FY 24-25 ADOPTED BUDGET
	Capital Projects	General	Internal Service Fund	Special Districts	Special Revenue	FY2025
Expenses	\$18,944,497	\$55,930,403	\$1,214,402	\$15,565,016	\$93,028,052	\$184,682,370
Revenues						
Beginning Balance	\$15,512,831	\$11,023,886	\$834,402	\$9,132,730	\$41,218,000	\$77,721,849
Charges For Services	-	\$1,457,834	\$339,000	\$985,203	\$16,825,082	\$19,607,119
Fines	-	\$40,000	-	\$0	-	\$40,000
Intergovernmental	-	\$0	-	-	\$2,000,000	\$2,000,000
Intergovernmental - Federal	-	\$1,502,639	-	\$1,226,851	\$8,111,964	\$10,841,454
Intergovernmental - Local	-	\$733,427	-	\$182,809	\$185,111	\$1,101,347
Intergovernmental - Other	-	\$180,339	-	\$0	\$66,500	\$246,839
Intergovernmental - State	\$0	\$2,469,409	-	\$986,694	\$19,605,641	\$23,061,744
Miscellaneous	\$170,000	\$1,733,999	\$41,000	\$538,363	\$1,886,472	\$4,369,834
Other Financing Sources	\$0	-	-	-	-	\$0
Other Taxes & Land Sales	\$1,170,000	\$3,883,000	-	\$0	\$1,147,000	\$6,200,000
Permits & Fees	-	\$2,106,400	-	\$30,500	\$183,449	\$2,320,349
Property Taxes	-	\$27,879,000	-	\$2,481,866	-	\$30,360,866
Internal Cost Reimbursement	\$120,000	\$1,200,000	-	-	-	\$1,320,000
Interfund Transfers In	\$1,971,666	\$1,720,470	-	-	\$1,798,833	\$5,490,969
REVENUES TOTAL	\$18,944,497	\$55,930,403	\$1,214,402	\$15,565,016	\$93,028,052	\$184,682,370

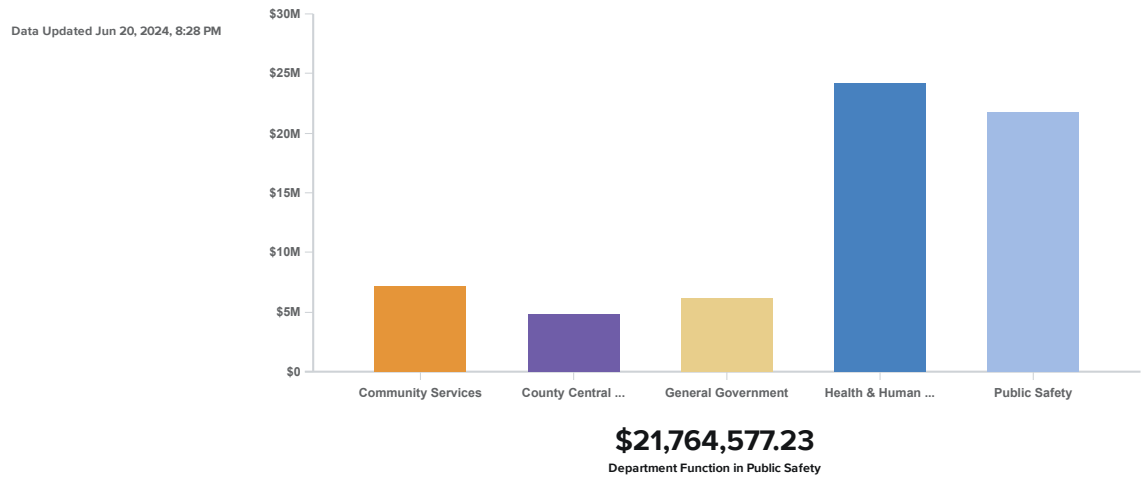
Uses by Fund Type

SOURCES AND USES BY FUND						FY 24-25 ADOPTED BUDGET
	Capital Projects	General	Internal Service Fund	Special Districts	Special Revenue	FY2025
Expenses						
Personnel Services	\$138,569	\$31,760,155	-	\$3,640,959	\$30,755,697	\$66,295,380
Materials & Services	\$3,166,200	\$8,683,994	\$10,100	\$2,501,895	\$20,326,017	\$34,688,206
Capital Expenditures	\$11,112,750	\$357,500	\$452,500	\$2,450,000	\$9,079,768	\$23,452,518
Interfund Charges	\$1,925	\$1,705,870	\$600	\$1,621,608	\$5,115,795	\$8,445,798
Transfers Out	\$1,129,666	\$1,704,884	\$35,000	\$0	\$2,621,419	\$5,490,969
Special Payments	-	\$934,000	-	-	-	\$934,000
Debt Service	-	\$584,000	-	-	\$3,300	\$587,300
Contingency	\$3,395,387	\$9,600,000	\$716,202	\$3,750,554	\$17,626,056	\$35,088,199
Unappropriated	-	\$600,000	-	\$1,600,000	\$7,500,000	\$9,700,000
EXPENSES TOTAL	\$18,944,497	\$55,930,403	\$1,214,402	\$15,565,016	\$93,028,052	\$184,682,370
Revenues	\$18,944,497	\$55,930,403	\$1,214,402	\$15,565,016	\$93,028,052	\$184,682,370

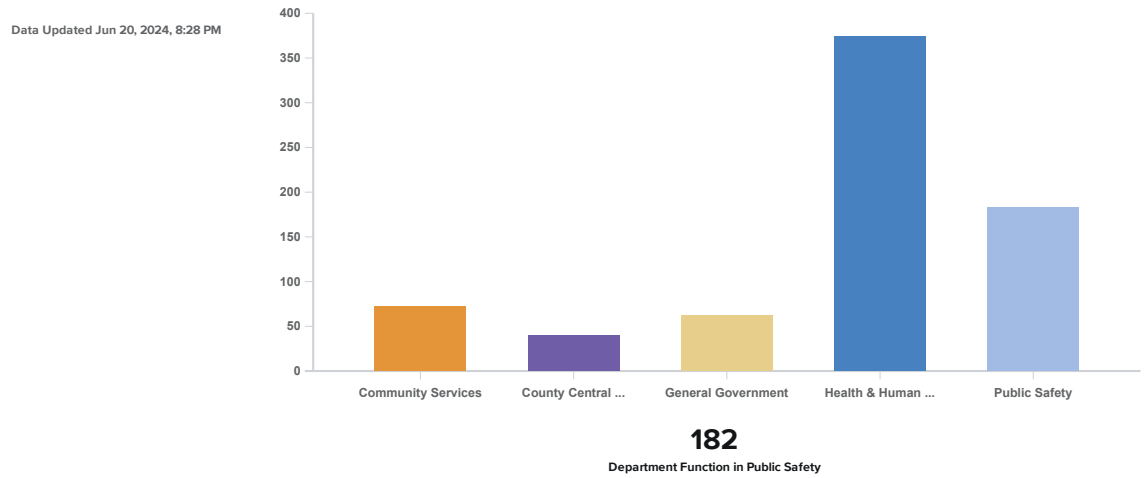
Interfund Transfers

	FY 25 ADOPTED BUDGET
	FY2025
Revenues	
101 - General Fund	
39275 - TRANSFER FROM ARPA FUND	\$1,637,470
39607 - TRANSFER FROM FAIR FACILITIES	\$83,000
101 - GENERAL FUND TOTAL	\$1,720,470
105 - Community Enhancement Projects	
39101 - TRANSFER FROM GENERAL FUND	\$5,000
105 - COMMUNITY ENHANCEMENT PROJECTS TOTAL	\$5,000
203 - County Commons Fund	
39607 - TRANSFER FROM FAIR FACILITIES	\$75,000
203 - COUNTY COMMONS FUND TOTAL	\$75,000
208 - Public Health Fund	
39103 - Transfer From Vehicle Replacement Fund	\$35,000
39101 - TRANSFER FROM GENERAL FUND	\$312,090
39209 - TRANSFER FROM MENTAL HEALTH	\$340,990
208 - PUBLIC HEALTH FUND TOTAL	\$688,080
209 - Behavioral Health Fund	
39101 - TRANSFER FROM GENERAL FUND	\$138,682
209 - BEHAVIORAL HEALTH FUND TOTAL	\$138,682
216 - Lincoln Community Health	
39209 - TRANSFER FROM MENTAL HEALTH	\$616,752
216 - LINCOLN COMMUNITY HEALTH TOTAL	\$616,752
250 - Community Justice	
39101 - TRANSFER FROM GENERAL FUND	\$208,480
250 - COMMUNITY JUSTICE TOTAL	\$208,480
291 - Radio Communications Systems Fund	
39101 - TRANSFER FROM GENERAL FUND	\$40,632
39201 - TRANSFER FROM ROAD FUND	\$26,207
291 - RADIO COMMUNICATIONS SYSTEMS FUND TOTAL	\$66,839
219 - Capital Projects Fund	
39607 - TRANSFER FROM FAIR FACILITIES	\$971,666
39101 - TRANSFER FROM GENERAL FUND	\$1,000,000
219 - CAPITAL PROJECTS FUND TOTAL	\$1,971,666
REVENUES TOTAL	\$5,490,969
Expenses	
101 - General Fund	
000 - General Revenue & Reserves	\$1,699,884
005 - GIS Services	\$5,000
101 - GENERAL FUND TOTAL	\$1,704,884
201 - Public Works Fund	
303 - Roads - General Maintenance	\$26,207
201 - PUBLIC WORKS FUND TOTAL	\$26,207
209 - Behavioral Health Fund	
427 - Co-Occurring Disorders/Dual Diagnosis Services	\$957,742
209 - BEHAVIORAL HEALTH FUND TOTAL	\$957,742
275 - American Rescue Plan Act	
007 - County Administration	\$1,637,470
275 - AMERICAN RESCUE PLAN ACT TOTAL	\$1,637,470
607 - County Commons Facilities Fund	
811 - County Commons Facilities	\$1,129,666
607 - COUNTY COMMONS FACILITIES FUND TOTAL	\$1,129,666
103 - Vehicle Replacement	
103 - Vehicle Replacement	\$35,000
103 - VEHICLE REPLACEMENT TOTAL	\$35,000
EXPENSES TOTAL	\$5,490,969

Position Cost by County Function



Position Count by County Function

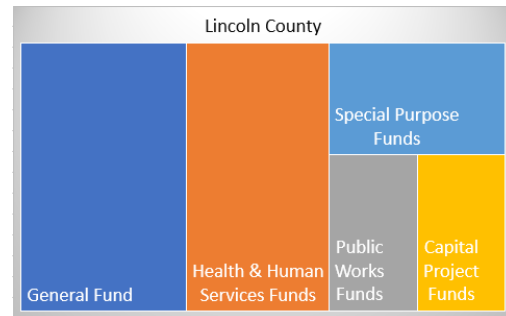


Operating Budget

Operating Funds are the funds utilized to accomplish the daily business of the County. The largest of these is the General Fund, but other significant funds are the Public Health Fund, Mental Health Fund, Roads Fund, and the Community Justice Fund. These funds account for the personnel and related materials and services costs of performing the activities of the County's core responsibilities. These funds do not include the financial activities of Special Purpose Funds or Special Districts, which can be found at top of this page.

County Budget


The Lincoln County Budget is comprised of many individual funds, all with a specific purpose or operational focus. As shown on the right, the General Fund is the largest of these funds, and contains the operations of our Elected Officials, Public Safety programs and functions, and general government and central services activities.



The Health & Human Services funds are a group of funds dedicated to providing health and mental health services to Lincoln County residents. This is the next largest group of programs and services in the Lincoln County budget.

The Public Works fund contains our County Roads program as well as the County Engineer and Fleet departments.

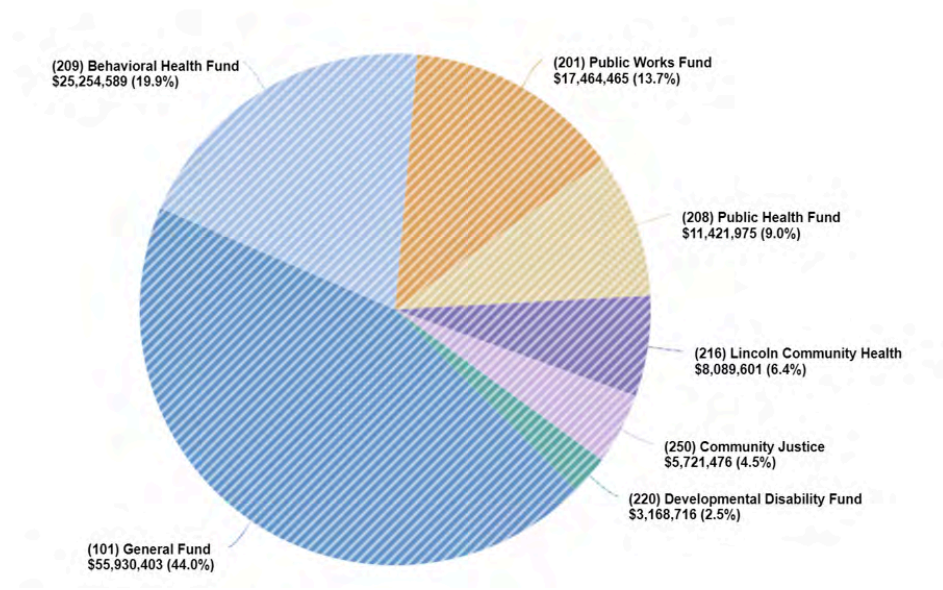
Special Purpose and Capital projects funds are funds that contain resources and reserves that are restricted to a specific purpose or activity. These funds generally do not have significant employees associated with them and are largely operated using external contracts or service providers. These funds may also supplement the operations of our primary operating funds such as the General Fund, Health & Human Services funds, or Public Works fund.



SPECIAL DISTRICTS

Special District Budgets are legally separate from the County budget, and are managed with oversight from the County Board of Commissioners. These Districts have separate taxing or fee assessment authority, but in all other respects, operate like any other fund or program of the county.

Operating Expenses by Fund



OPERATING FUNDS SUMMARY

Operating Funds Expenditures by Fund

	2020-21 Actual	2021 - 22 Actual	2022 - 23 Actual	2023 - 24 Budget	2024 - 25 Budget
General Fund	\$37,602,085	\$38,983,066	\$37,443,239	\$52,050,121	\$55,930,403
Behavioral Health Fund	\$6,569,438	\$6,289,012	\$9,054,703	\$22,091,749	\$25,254,589
Public Works Fund	\$8,255,738	\$6,816,635	\$7,620,790	\$17,956,386	\$17,464,465
Public Health Fund	\$7,372,080	\$8,116,446	\$7,914,639	\$10,190,352	\$11,421,975
Lincoln Community Health	\$4,082,766	\$4,460,747	\$5,026,520	\$7,243,116	\$8,089,601
Community Justice	\$109,402	\$2,403,820	\$2,203,175	\$6,036,104	\$5,721,476
Developmental Disability Fund	\$0	\$0	\$1,851,026	\$3,554,346	\$3,168,716
TOTAL	\$63,991,508	\$67,069,725	\$71,114,092	\$119,122,174	\$127,051,225

General Fund

Behavioral Health Fund

Community Justice Fund

Developmental Disability Fund

Public Health Fund

Public Works Fund

Lincoln Community Health Fund



General Government

OVERVIEW

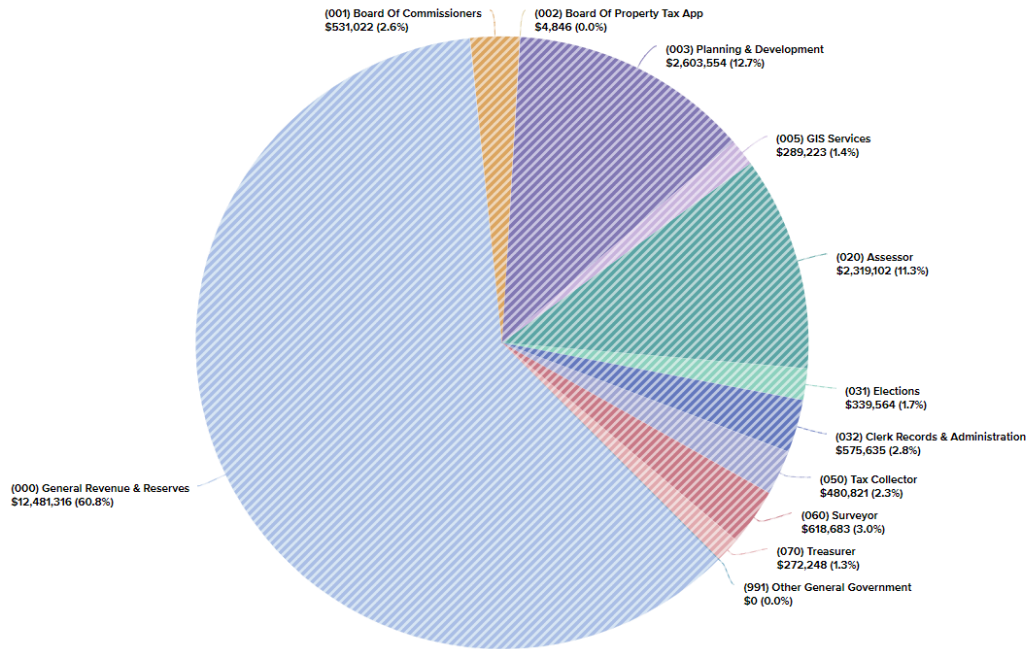
The General Government grouping of Departments includes many of the County's everyday activities including tax assessment and collection, building and planning activities, elections and clerk records as well as the County Board of Commissioners. These activities represent much of the core responsibilities of a County. This function also includes the accounting only department General Revenues, Reserves, and Transfers.

MAJOR ACTIVITIES

- Board of Commissioners
- Clerk - Elections & Records
- Treasurer
- Assessor
- Surveyor
- Planning & Building Services

FUNDING SOURCES

- Revenue
 - Property Tax Collections
 - Transient Room Tax Collection
 - Funds received from the Federal & State Government
 - Fees for Services
 - Licenses & Permits
- Cost reimbursements from other Funds
- Transfers from other Funds
- Beginning Balances and Reserves



EXPENDITURE SUMMARY

General Government by Department

	2020-21 Actual	2021 - 22 Actual	2022 - 23 Actual	2023 - 24 Budget	2024 - 25 Budget
General Revenue & Reserves	\$0	\$0	\$0	\$11,234,835	\$12,481,316
Assessor	\$1,778,738	\$1,857,216	\$2,035,862	\$2,395,610	\$2,319,102
Planning & Development	\$1,395,191	\$1,626,746	\$1,677,147	\$2,025,092	\$2,603,554
Other General Government	\$1,152,424	\$1,182,574	\$1,161,252	\$0	\$0
Surveyor	\$580,994	\$452,290	\$518,044	\$594,166	\$618,683
Clerk Records & Administration	\$446,355	\$435,969	\$461,311	\$572,532	\$575,635
Board Of Commissioners	\$388,187	\$395,082	\$425,912	\$524,357	\$531,022
Tax Collector	\$360,269	\$384,622	\$394,689	\$458,893	\$480,821
Elections	\$296,080	\$280,761	\$319,385	\$365,695	\$339,564
Treasurer	\$236,742	\$240,059	\$248,651	\$296,115	\$272,248
GIS Services	\$187,406	\$244,158	\$257,372	\$281,548	\$289,223
Board Of Property Tax App	\$1,757	\$2,352	\$1,854	\$5,031	\$4,846
TOTAL	\$6,824,142	\$7,101,829	\$7,501,479	\$18,753,874	\$20,516,014

LINKS TO DEPARTMENT PAGES

- [Board of Commissioners](#)
 - [Treasurer](#)
 - [Tax Collection](#)
 - [Clerk - Records](#)
 - [Clerk - Elections](#)
 - [Property Tax Appeals](#)
- [Assessor](#)
 - [Surveyor](#)
 - [GIS Services](#)
 - [Planning & Development](#)
 - [General Revenue, Reserves, & Transfers](#)



General Revenue, Reserves, & Transfers

BUDGET ORG

Fund: 101 General Fund
Dept: 000 General Revenue & Reserves
Category: General Government

KEY STAFF

Jayne Welch, County Treasurer
Joe Davidson, County Assessor
Tim Johnson, County Administrator
Vacant, Finance Director

OVERVIEW

This department is a financial transaction department. It is non-operational in that there are no personnel or operational activities conducted within this department. It is used to account for and monitor revenues and activities associated with the General Fund as a whole, rather than with a particular department.

MAJOR ACTIVITIES

- Accounting for:
 - Unrestricted General Fund Revenues
 - General Fund Transfers/In Out
 - General Fund Debt Service
 - General Fund Contingencies

FUNDING SOURCES

- General Fund Unrestricted
 - Property Taxes
 - Transient Room Taxes
 - Intergovernmental

REVENUE & EXPENDITURE SUMMARY

General Revenue & Reserves Expenses & Revenues

	ACTUALS			FY24 ADOPTED BUDGET	FY 25 ADOPTED BUDGET	\$ Variance	% Change
	FY2021	FY2022	FY2023	FY2024	FY2025		
Revenues							
Beginning Balance	\$7,975,582	\$8,559,058	\$8,848,089	\$11,455,409	\$10,437,533	-\$1,017,876	-10%
Charges For Services	-	-	\$9,676	-	\$0	\$0	-
Intergovernmental - Federal	\$293,478	\$2,462	\$2,752	-	\$0	\$0	-
Intergovernmental - Local	\$106,175	\$108,830	\$111,550	\$113,000	\$113,000	\$0	0%
Intergovernmental - Other	\$572,500	-	\$127,344	\$103,500	\$104,000	\$500	0%
Intergovernmental - State	\$1,369,479	\$935,266	\$1,149,104	\$827,000	\$1,142,000	\$315,000	28%
Miscellaneous	\$299,413	\$602,303	\$884,697	\$755,000	\$1,406,999	\$651,999	46%
Other Taxes & Land Sales	\$2,259,633	\$4,399,725	\$2,495,474	\$3,776,000	\$3,883,000	\$107,000	3%
Property Taxes	\$22,859,513	\$22,916,339	\$25,857,361	\$26,533,000	\$27,879,000	\$1,346,000	5%
Internal Cost Reimbursement	\$990,564	\$1,074,716	\$1,352,359	\$1,200,000	\$1,200,000	\$0	0%
Interfund Transfers In	\$35,000	\$123,000	\$1,403,855	\$650,000	\$1,050,000	\$400,000	38%
REVENUES TOTAL	\$36,761,337	\$38,721,699	\$42,242,262	\$45,412,909	\$47,215,532	\$1,802,623	4%
Expenses							
Training & Professional Development	-	-	-	-	\$0	\$0	-
Transfers Out	-	-	-	\$299,320	\$1,699,884	\$1,400,564	82%
Special Payments	-	-	-	\$600,000	\$600,000	\$0	0%
Debt Service	-	-	-	\$606,000	\$584,000	-\$22,000	-4%
Contingency	-	-	-	\$9,155,515	\$8,997,432	-\$158,083	-2%
Unappropriated	-	-	-	\$610,000	\$600,000	-\$10,000	-2%
EXPENSES TOTAL	-	-	-	\$11,270,835	\$12,481,316	\$1,210,481	10%
Revenues less Expenses	\$36,761,337	\$38,721,699	\$42,242,262	\$34,142,074	\$34,734,216	-	-

SIGNIFICANT CHANGES

Transfers In & Out for all General Fund departments were moved here beginning FY24. Some transaction lines from closed departments 991, 992, & 993 were merged into this department in FY24.



Board of Commissioners

BUDGET ORG

Fund: 101 General Fund
Dept: 001 Board of Commissioners
Category: General Government

KEY STAFF

Casey Miller, Chair
Claire Hall, Commissioner
Kaety Jacobson, Commissioner
Supported by County Administration and County Counsel Offices

OVERVIEW

The Board of Commissioners legislates and administers County government within the limits of its authority granted in the charter, state, and Federal laws. The authority grants legislative and administrative power to the full-time, paid, three-person board. Individually, board members seek to address the needs of constituents and carry out special assignments that the full board may direct.

MAJOR ACTIVITIES

- Directed the development of a winter shelter operation
- Completed Five-Year Strategic Plan for homelessness response
- Passage of Measure 21-220 with approximately 68% of county electors voting "yes," increasing the Transient Lodging Tax to 12% to fund County Parks
- Broke ground on Animal Shelter

FUNDING SOURCES

- General Fund
- State and Federal Grants

REVENUE & EXPENDITURE SUMMARY

Board of Commissioners Expenses & Revenues

	ACTUALS			FY24 ADOPTED BUDGET	FY 25 ADOPTED BUDGET	\$ Variance	% Change
	FY2021	FY2022	FY2023	FY2024	FY2025		
Revenues							
-	-	-	-	-	-	-	-
REVENUES TOTAL	0	0	0	0	0	0	0
Expenses							
Elected Officials	\$267,480	\$269,371	\$286,033	\$288,152	\$297,988	\$9,836	3%
Non-Represented	-	-	-	-	\$0	\$0	-
Represented	-	-	-	-	\$0	\$0	-
Holiday & Special Rate Pay	-	-	-	-	\$0	\$0	-
Retirement	\$37,563	\$38,180	\$39,306	\$39,797	\$40,879	\$1,082	3%
Insurance	\$55,206	\$59,815	\$62,510	\$75,376	\$75,783	\$407	1%
Other Personnel Expenses	\$26,106	\$24,534	\$23,994	\$28,506	\$31,097	\$2,591	8%
PS Budget Adjustments	-	-	-	-	\$0	\$0	-
Furniture & Equipment <\$10K	-	-	\$2,865	\$10,000	\$10,000	\$0	0%
Office Expense	-	-	-	\$3,300	\$0	-\$3,300	-
Program Expenses	-	-	-	\$45,000	\$45,000	\$0	0%
Training & Professional Development	\$50	\$1,018	\$2,690	\$4,500	\$4,500	\$0	0%
Travel	\$882	\$1,266	\$7,652	\$22,501	\$22,500	-\$1	0%
Internal Service Charges	\$900	\$899	\$861	\$7,225	\$3,275	-\$3,950	-121%
EXPENSES TOTAL	\$388,187	\$395,082	\$425,912	\$524,357	\$531,022	\$6,665	1%
Revenues less Expenses	-\$388,187	-\$395,082	-\$425,912	-\$524,357	-\$531,022	-	-

RECENT ACCOMPLISHMENTS

- Directed the development of a winter shelter operation
- Completed Five-Year Strategic Plan for homelessness response
- Adopted ordinance banning sale, use, or possession of fireworks
- Adopted a major county code revision concerning enforcement
- Completed Strategic Broadband Plan
- Transitioned Medical Examiner services
- Awarded nonprofit Social Service Agency Grants
- Awarded Community and Economic Development Grants
- Awarded Emergency Preparedness Grants
- Adopted a Revised Balanced Budget
- Completed upgrade of Board of Commissioners' Chambers audio-visual system
- Passage of Measure 21-220 with approximately 68% of county electors voting "yes," increasing the
- Transient Lodging Tax to 12% to fund County Parks
- Hiring of a new Public Works Director and new Finance Director

GOALS & OBJECTIVES

- The mission of Lincoln County is to provide essential public services, both legally required and locally desired in an efficient, effective and respectful manner.

DEPARTMENT METRICS

- Adopting all local laws (ordinances)
- Determining County policies
- Adopting an annual budget
- Respresent the County regarding state & federal legislation
- Address the needs of constituents

WORKFORCE SUMMARY

DEPARTMENT	FY2024	FY2025
FTE		
BOARD OF COMMISSIONERS	3	3
FTE	3	3

SUPPLEMENTAL INFORMATION

The Commissioners partake in over 68 individual countywide, regional and statewide committees.



Property Value Appeals Board (PVAB)

BUDGET ORG

Fund: 101 General Fund
Dept: 002 Board of Property Tax Appeals
Category: General Government

KEY STAFF

Amy Southwell- County Clerk
Janet Cummiskey-Chief Deputy Clerk/ Head Bopta Clerk
Bobbi Foley-Senior Deputy Clerk/ Bopta Clerk

OVERVIEW

BoPTA or the Board of Property Tax Appeals, serves customers who own property within Lincoln County & who file an appeal to have their real market value adjusted. The board consists of three non-office holding residents in Lincoln County who are to be non-bias and do not have personal interest in the property being appealed. The board is responsible for hearing and making a decision on the appeal that a taxpayer has filed and has the ability to reduce the real market or assessed value or sustain it. All decisions are made in the hearing and the paperwork is sent out by the next business day and taken to the Assessor's and Tax Department office.

The BoPTA clerk is responsible for notifying the petitioner, appraiser and tax office of when the hearings will take place, sends out all decisions to the petitioner (as well as further instructions on the additional appeal process), Assessor's office, Tax department and the Department of Revenue. The BoPTA clerk takes minutes, records hearings, sets up room and organizes the hearings with the other two departments. They coordinate trainings for the board members and additional BoPTA clerks when needed. We keep all BoPTA records for up to 6 years per statue. The Clerks Office (who coordinates BoPTA), the Assessor's Office, the Tax Department and the Department of Revenue, work closely together to help bring this service to our community in Lincoln County.

MAJOR ACTIVITIES

- Coordinate all activities/training from 25-500 appeal petition for customers who appeal their real property value in Lincoln County.
- Put together a non-bias board of very knowledgeable people who help decided the outcome on these appeals.
- Work closely with the Assessor's office and Tax office.
- Send all information to the Department of Revenue.

FUNDING SOURCES

- BoPTA's budget mainly comes from the General Fund.
- A very small amount is given annually to each county from the State to put on the BoPTA process.

REVENUE & EXPENDITURE SUMMARY

BOPTA Expenses & Revenues

	ACTUALS			FY24 ADOPTED BUDGET	FY 25 ADOPTED BUDGET	\$ Variance	% Change
	FY2021	FY2022	FY2023	FY2024	FY2025		
Revenues							
-	-	-	-	-	-	-	-
REVENUES TOTAL	0	0	0	0	0	0	0
Expenses							
Non-Represented	-	-	-	-	\$0	\$0	-
Part Time	\$429	\$1,429	\$765	\$2,000	\$2,000	\$0	0%
Overtime	-	-	-	-	\$0	\$0	-
Insurance	-	-	-	-	\$0	\$0	-
Other Personnel Expenses	\$42	\$167	\$71	\$231	\$231	\$0	0%
PS Budget Adjustments	-	-	-	-	\$0	\$0	-
Office Expense	\$146	\$149	\$145	\$260	\$260	\$0	0%
Program Expenses	\$900	\$400	\$717	\$1,400	\$1,200	-\$200	-17%
Travel	\$239	\$196	\$142	\$840	\$840	\$0	0%
Internal Service Charges	-	\$11	\$14	\$300	\$315	\$15	5%
EXPENSES TOTAL	\$1,757	\$2,352	\$1,854	\$5,031	\$4,846	-\$185	-4%
Revenues less Expenses	-\$1,757	-\$2,352	-\$1,854	-\$5,031	-\$4,846	-	-

RECENT ACCOMPLISHMENTS

- Record low of only 23 appeals filed in 2023. The board only had to hear 17 of those appeals.

GOALS & OBJECTIVES

- Continue working with the Assessor's office and its appraisers to help customers understand the appeal process and encourage them to reach out to their appraiser to see if there is something they might be able to do before it goes to BoPTA or if something was overlooked.

DEPARTMENT METRICS

- Appeals have gone from 1400 to now around 60.
- Continue to get qualified community volunteers to serve on the board with the appeal process, allowing a small stipend a day.

SIGNIFICANT CHANGES

In January of 2024 BOPTA changed names to PVAB (Property Value Appeals Board). It will be formally changed on all forms July 1, 2024.

We cross trained a new staff member to learn the BoPTA process. It is going extremely well!



Planning & Development

BUDGET ORG

Fund: 101 General Fund
Dept: 003 Planning & Development
Category: General Government

KEY STAFF

Onno Husing, Planning Director
John Rodriguez, Building Official
Vanessa Howard, Operations Supervisor

OVERVIEW

The Planning and Development Department regulates land use and development throughout Lincoln County. The Department consists of four divisions – On-site, Building, Electrical and Planning.

MAJOR ACTIVITIES

- Administration of Oregon Building and Electrical Codes for unincorporated areas of Lincoln County and the cities of Depoe Bay, Toledo, Waldport and Yachats. This activity includes: the issuance of building permits, the inspection of permitted construction, answering code questions, provision of public records, enforcement of state law and County code.
- Administration of Oregon Department of Environmental Quality’s regulation of on-site wastewater disposal systems for all unincorporated areas and within the cities. This activity includes: permitting new systems, repair of systems, requiring upgrades as necessary, compliance reviews for on-site septic systems for licensed short-term rentals, answering questions of development professionals and the general public, providing records to the public, investigation of public health hazards and the enforcement of state law and County code.
- Regulation of land use activities in the unincorporated areas of Lincoln County. The County’s land use program, required under State law, is codified in Lincoln County’s Comprehensive Plan and Zoning Regulations (Comp. Plan) as prescribed in Chapter 1 of the Lincoln County Code. This activity includes: the issuance of land use and land division permits, floodplain development permits, review of building and on-site permits for land use conformance, responses to questions, provision of public records, the investigation of code violation complaints and follow-up enforcement.

FUNDING SOURCES

- Building, Electrical, On-site, and Land Use/Division Permit Fees
- Annual Maintenance Contracts for pre-treatment on-site systems
- General Fund
- Grants as available and applicable to various Department programs

REVENUE & EXPENDITURE SUMMARY

Planning & Development Expenses & Revenues

	ACTUALS			FY24 ADOPTED BUDGET		FY 25 ADOPTED BUDGET		
	FY2021	FY2022	FY2023		FY2024	FY2025	\$ Variance	% Change
Revenues								
Beginning Balance	-	-	-	-	-	\$550,000	\$550,000	100%
Charges For Services	\$29,419	\$6,150	-	-	-	\$5,000	\$5,000	100%
Intergovernmental - State	\$12,800	\$68,102	\$103,295	\$23,000	\$23,000	\$0	-\$23,000	-
Miscellaneous	\$16,691	\$19,593	\$16,632	\$19,000	\$19,000	\$10,000	-\$9,000	-90%
Permits & Fees	\$1,003,901	\$1,125,632	\$1,425,725	\$1,426,000	\$1,426,000	\$1,432,000	\$6,000	0%
REVENUES TOTAL	\$1,062,811	\$1,219,478	\$1,545,651		\$1,468,000	\$1,997,000	\$529,000	26%
Expenses								
Elected Officials	-	-	-	-	-	\$0	\$0	-
Non-Represented	\$301,591	\$349,946	\$297,782	\$320,302	\$320,302	\$335,697	\$15,395	5%
Represented	\$476,626	\$576,421	\$530,198	\$634,771	\$634,771	\$767,176	\$132,405	17%
Part Time	\$76,802	\$56,440	\$59,400	\$49,967	\$49,967	\$64,837	\$14,870	23%
Holiday & Special Rate Pay	-	\$75	\$345	\$360	\$360	\$360	\$0	0%
Overtime	\$1,258	\$221	\$1188	\$1,188	\$1,188	\$0	\$0	-
Retirement	\$88,023	\$104,778	\$93,297	\$107,377	\$107,377	\$134,825	\$27,448	20%
Insurance	\$213,066	\$213,991	\$201,793	\$289,632	\$289,632	\$329,017	\$39,385	12%
Other Personnel Expenses	\$92,257	\$103,868	\$84,152	\$101,805	\$101,805	\$111,346	\$9,541	9%
PS Budget Adjustments	-	-	-	-	-	\$0	\$0	-
Furniture & Equipment <\$10K	\$4,990	\$8,076	\$9,391	\$9,391	\$8,000	\$10,000	\$2,000	20%
Office Expense	\$21,998	\$21,186	\$19,214	\$19,214	\$22,600	\$37,750	\$15,150	40%
Other Contract Services	\$74,741	\$132,007	\$323,113	\$297,000	\$297,000	\$62,500	-\$234,500	-375%
Program Expenses	\$1,988	\$1,986	\$4,512	\$4,512	\$3,500	\$7,000	\$3,500	50%
Training & Professional Development	\$2,569	\$2,887	\$7,198	\$7,198	\$12,800	\$39,000	\$26,200	67%
Travel	\$6,914	\$11,432	\$10,650	\$10,650	\$19,400	\$22,000	\$2,600	12%
Capital Expenditures	-	-	-	-	-	\$35,000	\$35,000	100%
Internal Service Charges	\$40,106	\$43,432	\$34,913	\$34,913	\$40,948	\$57,376	\$16,428	29%
Contingency	-	-	-	-	\$116,630	\$589,670	\$473,040	80%
EXPENSES TOTAL	\$1,402,928	\$1,626,746	\$1,677,147		\$2,025,092	\$2,603,554	\$578,462	22%
Revenues less Expenses	-\$340,118	-\$407,269	-\$131,496		-\$557,092	-\$606,554	-	-

RECENT ACCOMPLISHMENTS

- Digitalization of department records (starting with septic records) to further the objective of establishing paperless permitting/record keeping processes.
- Increased permit and service fees department-wide to reduce dependency on the General Fund and to generate funds sufficient to provide services in a timely manner.
- Added a Planning Technician in FY 23/24 which has helped address the high volume of permitting and service demands which have impacted the Department’s ability to meet its performance objectives.

GOALS & OBJECTIVES

- Update software for onsite annual maintenance and short-term rental on-site systems for the purpose of shortening review and permit processing time, making records more readily available to service providers and property owners, and improving customer service.
- Continue to improve the efficiency of permit processing timeframes to meet the community’s needs and statutory requirements.
- Expand and improve information regarding the regulatory process on website and additional refinement of Department’s informational hand-outs.
- Continue enhancement of code enforcement activity.

DEPARTMENT METRICS

FY 2023 YTD

Data Updated Feb 17, 2023, 8:41 PM

Category	2023
Building Permits Issued	1,854
On-Site Permits Issued	185
Planning Permits Issued	76

WORKFORCE SUMMARY

DEPARTMENT	FY2024	FY2025
FTE		
PLANNING & DEVELOPMENT	12	13
FTE	12	13

SIGNIFICANT CHANGES

New Hires

Last year hired a full-time electrical inspector, allowing the department to discontinue using staff from Northwest Code Professionals to render that service. In turn, that hire also freed-up space in the budget to hire a Planner Technician to assist the two Senior Planners. In addition, for the Onsite Septic Division, we hired an EHS Trainee who began work in May. As a result, starting in September, the Department no longer needed contractual services -- on a part time basis -- to assist the full-time EHS and to help in training. In the Building Division, in addition to hiring the electrical inspector, we hired a new full-time Building Inspector and a part time electrical inspector.

CONTRACTUAL SERVICES


We continue to contract with an experienced locally-based private-sector planner, on a part time basis, to assist the two Senior Planners.

PART TIME EMPLOYEE

A consultant is spearheading the completion of the modernization of the Yaquina Bay Management Plan. This involves collaboration with the Department of Land Conservation & Development (they are providing mapping assistance).

FEE INCREASES

Since the enactment of the last Department budget, building permit fees, septic and planning tech fees and administrative fees were increased.



GIS Services

BUDGET ORG

Fund: 101 General Fund
Dept: 005 GIS Services
Category: General Government

KEY STAFF

Eli Adam, County Surveyor
Brad Balk, GIS Analyst
Chris Hughes, GIS Analyst

OVERVIEW

The Geographic Information System (GIS) Department provides land information for County staff, policy makers, and the public utilizing the Geographic Information System database. The GIS staff provides internal support to other County departments and offices.

MAJOR ACTIVITIES

- Continue keeping data processing current and relevant.
- Develop sustainable funding mechanisms and partnerships for geodata over multiple years.
- Provide online access to public information.
- Coordinate with Information Technology (IT) to support the technology, data, bandwidth, storage, and other IT aspects of a GIS System.

FUNDING SOURCES

- General Fund
- A portion of some recording fees

REVENUE & EXPENDITURE SUMMARY

GIS Services Rev & Exp

	ACTUALS			FY24 ADOPTED BUDGET	FY 25 ADOPTED BUDGET	\$ Variance	% Change
	FY2021	FY2022	FY2023	FY2024	FY2025		
Revenues							
Charges For Services	\$103,155	\$89,861	\$60,375	\$63,000	\$63,000	\$0	0%
REVENUES TOTAL	\$103,155	\$89,861	\$60,375	\$63,000	\$63,000	\$0	0%
Expenses							
Elected Officials	-	-	-	-	\$0	\$0	-
Non-Represented	\$120,841	\$144,188	\$151,748	\$160,204	\$169,988	\$9,784	6%
Represented	-	-	-	-	\$0	\$0	-
Part Time	-	-	-	\$2,555	\$0	-\$2,555	-
Holiday & Special Rate Pay	\$255	-	-	-	\$0	\$0	-
Overtime	-	-	\$476	\$2,078	\$2,172	\$94	4%
Retirement	\$14,737	\$17,096	\$17,780	\$18,702	\$19,779	\$1,077	5%
Insurance	\$16,807	\$37,724	\$38,139	\$43,321	\$43,600	\$279	1%
Other Personnel Expenses	\$13,423	\$16,304	\$14,986	\$17,521	\$15,875	-\$1,646	-10%
PS Budget Adjustments	-	-	-	-	\$0	\$0	-
Furniture & Equipment <\$10K	-	\$2,850	\$460	\$1,000	\$900	-\$100	-11%
IT Software & Equipment	\$760	\$3,320	\$4,153	\$2,500	\$2,500	\$0	0%
Office Expense	\$13,074	\$16,659	\$15,807	\$17,317	\$19,009	\$1,692	9%
Other Contract Services	\$5,910	\$3,525	\$9,500	\$8,000	\$3,000	-\$5,000	-167%
Training & Professional Development	\$1,100	\$1,310	\$1,180	\$2,600	\$1,800	-\$800	-44%
Travel	-	\$607	\$2,569	\$4,600	\$3,600	-\$1,000	-28%
Internal Service Charges	\$500	\$575	\$575	\$1,150	\$2,000	\$850	43%
Transfers Out	-	-	-	-	\$5,000	\$5,000	100%
EXPENSES TOTAL	\$187,406	\$244,158	\$257,372	\$281,548	\$289,223	\$7,675	3%
Revenues less Expenses	-\$84,251	-\$154,297	-\$196,997	-\$218,548	-\$226,223	-	-

RECENT ACCOMPLISHMENTS

- Processing data and keeping it current and relevant.
- Maintaining relationship with other County departments and offices, city governments, utilities, the Confederated Tribes of Siletz Indians, the neighboring County governments, and state and federal agencies.
- Updating software providing new functionality.

GOALS & OBJECTIVES

- Continue keeping data processing current and relevant for online access and County departments and offices.
- Develop sustainable funding mechanisms and partnerships for geodata over multiple years.

DEPARTMENT METRICS

- Provide accessible public information to approximately 3,000 (internal and external) users a month.

WORKFORCE SUMMARY

DEPARTMENT	FY2024	FY2025
FTE		
GIS SERVICES	2	2
FTE	2	2



Assessor

BUDGET ORG

Fund: 101 General Fund
Dept: 020 Assessor
Category: General Government

KEY STAFF

Joe Davidson, Elected County Assessor
Teresa Taylor, Chief Office Deputy

OVERVIEW

The Assessor’s Office provides an annual assessment roll reflecting assessed values of all taxable real and personal property in Lincoln County. The County Assessor fills a non-partisan position elected by the voters of Lincoln County. The Assessor manages three main sections within the assessment function: Cartography, Appraisal, and Operations.

MAJOR ACTIVITIES

- Maintain an appraisal program
- Update cadastral maps and property ownership records
- Track, value, title, and de-title manufactured structures
- Administer property tax exemptions, deferrals, and special assessment programs
- Administer fees for state wildfire protection
- Process budget documents for all taxing districts, calculate tax rates, and extend levies
- Provide related public service and information as mandated by Oregon statutes

FUNDING SOURCES

- Lincoln County General Fund
- Oregon Department of Revenue County Assessment Function Funding Assistance (CAFFA) Grant

REVENUE & EXPENDITURE SUMMARY

Assessor Expenses & Revenues

	ACTUALS			FY24 ADOPTED BUDGET	FY 25 ADOPTED BUDGET		
	FY2021	FY2022	FY2023	FY2024	FY2025	\$ Variance	% Change
Revenues							
Charges For Services	\$12,428	\$19,799	\$15,333	\$14,200	\$14,200	\$0	0%
Intergovernmental - State	\$501,188	\$498,719	\$384,509	\$350,000	\$450,000	\$100,000	22%
Permits & Fees	\$2,752	\$1,690	\$2,153	\$3,000	\$4,000	\$1,000	25%
REVENUES TOTAL	\$516,368	\$520,207	\$401,994	\$367,200	\$468,200	\$101,000	22%
Expenses							
Elected Officials	\$86,100	\$87,558	\$93,173	\$94,997	\$100,804	\$5,807	6%
Non-Represented	\$238,911	\$235,820	\$249,583	\$264,964	\$281,188	\$16,224	6%
Represented	\$800,613	\$816,709	\$902,495	\$1,007,158	\$1,006,266	-\$892	0%
Holiday & Special Rate Pay	-	-	\$990	\$1,320	\$1,320	\$0	0%
Overtime	-	-	-	-	\$0	\$0	-
Retirement	\$128,315	\$131,007	\$141,227	\$154,848	\$157,174	\$2,326	1%
Insurance	\$275,709	\$349,458	\$381,445	\$533,687	\$472,526	-\$61,161	-13%
Other Personnel Expenses	\$117,301	\$119,109	\$114,796	\$144,302	\$130,424	-\$13,878	-11%
PS Budget Adjustments	-	-	-	-	\$0	\$0	-
Furniture & Equipment <\$10K	\$9,617	\$5,302	\$8,957	\$9,000	\$9,000	\$0	0%
Office Expense	\$94,373	\$78,953	\$84,138	\$95,300	\$101,300	\$6,000	6%
Other Contract Services	\$3,970	\$3,899	\$25,683	\$4,100	\$3,100	-\$1,000	-32%
Training & Professional Development	\$3,971	\$7,998	\$7,089	\$9,500	\$10,000	\$500	5%
Travel	\$21	\$1,270	\$5,604	\$6,500	\$6,500	\$0	0%
Internal Service Charges	\$19,837	\$20,132	\$20,685	\$69,934	\$39,500	-\$30,434	-77%
EXPENSES TOTAL	\$1,778,738	\$1,857,216	\$2,035,862	\$2,395,610	\$2,319,102	-\$76,508	-3%
Revenues less Expenses	-\$1,262,370	-\$1,337,009	-\$1,633,868	-\$2,028,410	-\$1,850,902	-	-

RECENT ACCOMPLISHMENTS

- Digitization of appraisal records using federal ARPA grant funds – in process
- Completed internal scanning of tax lot cards; electronic ledger for new tax lot changes
- Configuration and testing of new Field Mobile data collection app for appraisers – in process

GOALS & OBJECTIVES

- Convert digital mapping software from ArcMap to ArcGIS Pro
- Implement Smart File software and transition to electronic filing of business personal property returns beginning in 2025
- Train and educate staff as required by ORS 308.010; continuously reorganize functions to improve efficiencies with minimal staff
- Continue to operate a limited appraisal program including annual sales ratio trending, reappraisal cycles, and appraisal of new construction
- Provide public service and information relating to property valuation, mapping, and the assessment roll

DEPARTMENT METRICS

LINCOLN COUNTY ASSESSOR

APPRAISAL PERFORMANCE HISTORY

Number of Accounts by Tax Year

	2021-22	2022-23	2023-24
Total New Construction	4,064	3,688	4,630
RMV Change Only	2,815	2,275	3,124
Exception Value Added	1,219	1,071	1,472
No Change	30	342	34
Total Reappraisal	*488	1,793	1,321
Total Value Appeals	23	42	23

*Reappraisal efforts scaled back for the 2021-22 tax year to allow for testing and preparation for new assessment & tax software, which was fully implemented in Q1 FY23.

WORKFORCE SUMMARY

DEPARTMENT	FY2024	FY2025
FTE		
ASSESSOR	20	20
FTE	20	20


SIGNIFICANT CHANGES

- A Cartographer 2 position was changed to a second Deed Specialist position due to increased demand and workload
- Changed a clerical position to an appraiser position and restructured geographic appraisal zones

SUPPLEMENTAL INFORMATION

[Assessor's Office | Lincoln County Oregon](#)

[2022-23 Lincoln County Statement of Taxes | Lincoln County Oregon](#)



Elections

BUDGET ORG

Fund: 101 General Fund
Dept: 031 Elections
Category: General Government

KEY STAFF

Amy Southwell, Elected County Clerk
Janet Cummiskey, Chief Deputy Clerk

OVERVIEW

Conduct all elections held within Lincoln County in accordance with state and federal laws and administrative rules. Provide adequate supplies and staffing to administer up to four countywide elections per year. Conduct elections by mail in order to increase voter participation and reduce election costs.

Starting in 2025 we will be using the new state-wide voter registration and election management system ORVIS (Oregon Registered Voters Information System) to maximize efficiency state-wide with voting.

MAJOR ACTIVITIES

- Keeping the state-wide voter registration & election management system ORVIS (Oregon Registered Voters Information System) up to date with the most accurate information available for all local, overseas, and military registered voters in Lincoln County.
- Coordinate upcoming elections (possibly 4 a year) with all local cities, districts and county. Work with County Governing Body on formations and annexations that are requested.
- Work closely with The Oregon Secretary of State's office to make sure all statutes and ORS are followed in the election process.
- Mail out all ballots and voters' pamphlets to all qualified voters locally, overseas and military.
- Coordinate observers for elections and staffing for pick up, counting and sorting ballots for Lincoln County. Send reports to Secretary of State and publish on website, as well as have paper copies for the public.

FUNDING SOURCES

- Election cost reimbursements from districts and charges for printouts for election, this averages out to be around \$60,000 per year, around 20%. (The State, County or Cities don't have to pay their share of election costs)
- 80% comes from General Fund.

REVENUE & EXPENDITURE SUMMARY

Elections Expenses & Revenues

	ACTUALS			FY24 ADOPTED BUDGET		FY 25 ADOPTED BUDGET		
	FY2021	FY2022	FY2023		FY2024	FY2025	\$ Variance	% Change
Revenues								
Charges For Services	\$74,495	\$61,798	\$53,322		\$51,500	\$72,000	\$20,500	28%
Intergovernmental - State	–	–	\$20,000		\$5,000	\$0	-\$5,000	–
REVENUES TOTAL	\$74,495	\$61,798	\$73,322		\$56,500	\$72,000	\$15,500	22%
Expenses								
Elected Officials	–	–	–		–	\$0	\$0	–
Non-Represented	\$80,424	\$85,369	\$86,892		\$76,765	\$79,468	\$2,703	3%
Represented	–	–	–		–	\$0	\$0	–
Part Time	\$47,900	\$29,141	\$46,745		\$90,388	\$82,388	-\$8,000	-10%
Holiday & Special Rate Pay	–	–	–		–	\$0	\$0	–
Overtime	\$201	–	–		\$2,046	\$2,046	\$0	0%
Retirement	\$9,387	\$10,008	\$10,094		\$8,984	\$9,281	\$297	3%
Insurance	\$22,990	\$26,508	\$19,993		\$31,459	\$11,845	-\$19,614	-166%
Other Personnel Expenses	\$12,194	\$12,442	\$12,006		\$7,505	\$7,336	-\$169	-2%
PS Budget Adjustments	–	–	–		–	\$0	\$0	–
Furniture & Equipment <\$10K	\$0	–	\$15,740		\$5,000	\$2,000	-\$3,000	-150%
Office Expense	\$77,776	\$80,436	\$82,265		\$90,875	\$90,875	\$0	0%
Other Contract Services	\$18,739	\$18,408	\$19,804		\$19,500	\$19,500	\$0	0%
Program Expenses	\$15,239	\$11,905	\$20,460		\$25,000	\$27,000	\$2,000	7%
Travel	\$2,780	\$2,337	\$4,131		\$5,500	\$5,500	\$0	0%
Internal Service Charges	\$8,450	\$4,208	\$1,255		\$2,673	\$2,325	-\$348	-15%
EXPENSES TOTAL	\$296,080	\$280,761	\$319,385		\$365,695	\$339,564	-\$26,131	-8%
Revenues less Expenses	-\$221,585	-\$218,963	-\$246,064		-\$309,195	-\$267,564	–	–

RECENT ACCOMPLISHMENTS

- Last year we received \$15,000 from the State of Oregon to update our election infrastructure, which we purchased new more secure ballot boxes for the county.
- This year we were awarded \$5,000 to update our infrastructure.
- Added more security technology to elections observing per public request.

GOALS & OBJECTIVES

- To add more security cameras and update our website with a video of the process of elections in Lincoln County.
- Work on getting more funding for election security and also for the needs of County Clerks, such as a bigger processing area for elections.
- Put a project manager in the office to help create a better environment for the public and observers.

DEPARTMENT METRICS

- Work on getting volunteers to help with the election process.
- The Secretary of State is building a new voter registration and election management system, that will help maximize efficiency for our voters' information.

WORKFORCE SUMMARY

DEPARTMENT	FY2024	FY2025
FTE		
ELECTIONS	1	1
FTE	1	1

SUPPLEMENTAL INFORMATION

[Voter Information | Lincoln County Oregon](#)



Clerk - Records & Administration

BUDGET ORG

Fund: 101 General Fund
Dept: 032 Clerk Records
Category: General Government

KEY STAFF

Amy Southwell, Elected County Clerk
Janet Cummiskey, Chief Deputy Clerk

OVERVIEW

The County Clerk's Office consistent with statutory requirements. Primary concerns will be to maintain the integrity of the recording process and the timely processing of all license and passport requests and to conduct elections according to statutes. Additionally, to perform administrative functions for all departments, entities, and employees within the jurisdiction of the County Clerk. Examine for accuracy, accept when properly completed, index, and record, and return, all documents presented to the County Clerk's Office. Strive for higher level of efficiency in the use of computerized recording system.

MAJOR ACTIVITIES

- Record and index all documents allowed by statute into deed record for historical purposes daily.
- Follow all Government rules and regulations to process passports that are to be sent to The Department of State for processing.
- Process and record all licensing requests sent to the Clerk's office in a timely manner.
- Manage, record and index all commissioner journal documents sent to the Clerk's office in a timely manner.

FUNDING SOURCES

- Funding comes from recording fees, passports, marriage licenses and other fees collected. Typical revenue is around \$350,000, which is 75%.
- The remaining amount comes from the General Fund.

REVENUE & EXPENDITURE SUMMARY

Clerk Records & Administration [032]

	ACTUALS			FY24 ADOPTED BUDGET	FY 25 ADOPTED BUDGET	\$ Variance	% Change
	FY2021	FY2022	FY2023	FY2024	FY2025		
Revenues							
Charges For Services	\$13,757	\$31,987	\$44,221	\$44,000	\$46,000	\$2,000	4%
Miscellaneous	\$0	-	-	-	-	\$0	-
Permits & Fees	\$522,304	\$464,545	\$284,389	\$355,500	\$354,200	-\$1,300	0%
REVENUES TOTAL	\$536,061	\$496,531	\$328,610	\$399,500	\$400,200	\$700	0%
Expenses							
Elected Officials	\$94,116	\$94,373	\$103,829	\$90,453	\$91,791	\$1,338	1%
Non-Represented	\$63,877	\$56,030	\$76,171	\$127,441	\$136,226	\$8,785	6%
Represented	\$126,196	\$125,723	\$102,675	\$86,736	\$104,396	\$17,660	17%
Part Time	\$5,576	\$2,320	\$3,831	\$13,000	\$9,000	-\$4,000	-44%
Holiday & Special Rate Pay	-	-	-	-	\$0	\$0	-
Overtime	\$1,196	-	\$25	\$1,000	\$500	-\$500	-100%
Retirement	\$34,651	\$34,016	\$34,442	\$36,749	\$40,345	\$3,596	9%
Insurance	\$67,410	\$77,553	\$79,202	\$128,543	\$120,125	-\$8,418	-7%
Other Personnel Expenses	\$27,795	\$26,743	\$24,599	\$29,898	\$31,812	\$1,914	6%
PS Budget Adjustments	-	-	-	-	\$0	\$0	-
Office Expense	\$23,252	\$12,861	\$28,124	\$34,700	\$28,400	-\$6,300	-22%
Other Contract Services	\$154	\$378	\$30	\$1100	\$1,100	\$0	0%
Program Expenses	\$583	\$129	\$1,839	\$3,000	\$1,500	-\$1,500	-100%
Training & Professional Development	\$350	\$1,300	\$2,145	\$3,000	\$3,200	\$200	6%
Travel	-	\$3,122	\$3,157	\$5,000	\$3,000	-\$2,000	-67%
Internal Service Charges	\$1,200	\$1,421	\$1,241	\$11,912	\$4,240	-\$7,672	-181%
EXPENSES TOTAL	\$446,355	\$435,969	\$461,311	\$572,532	\$575,635	\$3,103	1%
Revenues less Expenses	\$89,706	\$60,562	-\$132,701	-\$173,032	-\$175,435	-	-

RECENT ACCOMPLISHMENTS

- Have been outsourcing past history of microfilm of deed records to be digitized for the convenience of the public and county.

GOALS & OBJECTIVES

- Continue working on getting all past history of microfilm with deed records digitized.
- Look into charging customers for the use of the online version of deed records.
- Add even more images of past recordings on the website for the public.

WORKFORCE SUMMARY


DEPARTMENT	FY2024	FY2025
FTE		
CLERK RECORDS & ADMINISTRATION	4.6	4.8
FTE	4.6	4.8

SIGNIFICANT CHANGES

- Revenue for recording has been a little flat for the past few months but this trend seems to be changing a little bit for the better.

SUPPLEMENTAL INFORMATION

Clerk's Office | Lincoln County Oregon



Tax Collection

BUDGET ORG

Fund: 101 General Fund
Dept: 050 Tax Collector
Category: General Government

KEY STAFF

Jayne Welch, Elected County Treasurer
Amy Bendel, Chief Deputy Tax Treasurer

OVERVIEW

The Tax Collector is appointed by the Board of Commissioners and is obligated to receive and administer the County tax roll in compliance with Oregon Statutes in a continuous state of balance within the property tax department. The primary objective of the property tax department is to bill and collect property taxes, mailing approximately 47,000 annual statements on or before October 25th. Additional trimester statements are mailed in February and May, allowing flexibility to the taxpayer. The tax department is also responsible for maintaining accurate tax collections and financial records for the benefit of Lincoln County citizens, entities, and auditors. Other related responsibilities include legal mandates such as annual foreclosures processes, personal property warrant procedures, and board of property tax appeals.

MAJOR ACTIVITIES

- Assist property taxpayers with information about their property and the taxes.
- Processing tax payments received electronically, by mail, in our secure drop box and in person at the Lincoln County Courthouse.
- Process requests from outside agencies, local citizens and mortgage companies pertaining to property taxes.

FUNDING SOURCES

- Revenue sources from property tax collections as it pertains to general revenue for the general fund.

REVENUE & EXPENDITURE SUMMARY

Tax Collector Expenses & Revenues

	ACTUALS			FY24 ADOPTED BUDGET	FY 25 ADOPTED BUDGET	\$ Variance	% Change
	FY2021	FY2022	FY2023	FY2024	FY2025		
Revenues							
Charges For Services	\$1,770	\$1,817	\$1,741	\$500	\$500	\$0	0%
Miscellaneous	\$0	-	-	-	-	\$0	-
REVENUES TOTAL	\$1,770	\$1,817	\$1,741	\$500	\$500	\$0	0%
Expenses							
Elected Officials	-	-	-	-	\$0	\$0	-
Non-Represented	-	-	\$45,135	\$77,333	\$79,666	\$2,333	3%
Represented	\$173,150	\$183,039	\$150,733	\$131,419	\$137,068	\$5,649	4%
Part Time	\$7,623	\$6,365	\$8,630	\$11,673	\$0	-\$11,673	-
Holiday & Special Rate Pay	-	-	-	-	\$0	\$0	-
Overtime	-	-	-	\$960	\$0	-\$960	-
Retirement	\$19,113	\$20,258	\$21,924	\$23,503	\$24,381	\$878	4%
Insurance	\$40,637	\$44,570	\$43,726	\$36,102	\$59,471	\$23,369	39%
Other Personnel Expenses	\$17,017	\$18,787	\$17,877	\$22,853	\$20,035	-\$2,818	-14%
PS Budget Adjustments	-	-	-	-	\$0	\$0	-
Furniture & Equipment <\$10K	\$2,031	\$88	\$2,364	\$3,000	\$3,000	\$0	0%
Office Expense	\$33,646	\$36,608	\$81,692	\$93,300	\$96,450	\$3,150	3%
Other Contract Services	\$64,851	\$72,952	\$19,205	\$50,200	\$50,200	\$0	0%
Program Expenses	-	-	\$100	\$575	\$575	\$0	0%
Training & Professional Development	\$600	\$805	\$895	\$3,000	\$3,000	\$0	0%
Travel	-	-	\$1,470	\$4,000	\$4,000	\$0	0%
Internal Service Charges	\$1,600	\$1,150	\$938	\$975	\$2,975	\$2,000	67%
EXPENSES TOTAL	\$360,269	\$384,622	\$394,689	\$458,893	\$480,821	\$21,928	5%
Revenues less Expenses	-\$358,499	-\$382,805	-\$392,948	-\$458,393	-\$480,321	-	-

RECENT ACCOMPLISHMENTS

- As of June 2022, the tax department completed and implemented a new web-based property tax software system. The new software includes an enhancement portal for public access to view data such as the annual tax statement and payment receipts.

GOALS & OBJECTIVES

- Assist the public in an efficient helpful manner with questions and concerns regarding Lincoln County property taxes.
- Process property tax payments timely and in compliance with Oregon Statutes.
- Maintain accurate and effective processes and procedures for cash control accounting and handling.
- Perform all mandated procedures associated with billing and collections.

DEPARTMENT METRICS

Oregon Statutes and Administrative Rules of the Oregon Department of Revenue.

WORKFORCE SUMMARY

DEPARTMENT	FY2024	FY2025
FTE		
TAX COLLECTOR	3	3
FTE	3	3

SIGNIFICANT CHANGES

- A new web-based portal which allows the public to access their annual property tax statements, payment receipts and access to pay their property taxes electronically.

SUPPLEMENTAL INFORMATION

Property tax department contacts:

taxinfo@co.lincoln.or.us

541-265-4139

Web-based portal access: propertyweb.co.lincoln.or.us



Surveyor

BUDGET ORG

Fund: 101 General Fund
Dept: 060 Surveyor
Category: General Government

KEY STAFF

Eli Adam, County Surveyor
Eathan Nicley, Deputy County Surveyor

OVERVIEW

The Surveyor's Office provides friendly, efficient, professional land information, and interpretation for the people of Lincoln County. We ensure compliance with Oregon Revised Statutes Chapters 92, 204, 209, 368, 672, and Lincoln County Code through review and policy development.

MAJOR ACTIVITIES

- Maintain survey records research facility that offers fast, accurate, identification and location of pertinent information.
- Develop and maintain geodetic controlled base maps.
- Assist in road locations and legalizations.
- Establish policy to ensure compliance with applicable statutes.
- Review of surveys, subdivisions, partition plats, and similar with ORS 92, 209, 100, and other survey-related chapters.

FUNDING SOURCES

- Filing fees for surveys, subdivisions, partition plats, and similar.
- Inter-fund professional services.
- General Fund

REVENUE & EXPENDITURE SUMMARY

Surveyor Expenses & Revenues

	ACTUALS			FY24 ADOPTED BUDGET	FY 25 ADOPTED BUDGET	\$ Variance	% Change
	FY2021	FY2022	FY2023	FY2024	FY2025		
Revenues							
Charges For Services	\$208,884	\$135,078	\$296,002	\$160,700	\$200,700	\$40,000	20%
Permits & Fees	\$20,140	\$26,190	\$25,485	\$17,100	\$19,500	\$2,400	12%
REVENUES TOTAL	\$229,024	\$161,268	\$321,487	\$177,800	\$220,200	\$42,400	19%
Expenses							
Elected Officials	-	-	-	-	\$0	\$0	-
Non-Represented	\$374,756	\$270,373	\$286,099	\$299,443	\$314,292	\$14,849	5%
Represented	-	\$15,712	\$53,442	\$55,923	\$71,325	\$15,402	22%
Part Time	\$3,083	\$8,933	\$2,903	\$11,000	\$9,183	-\$1,817	-20%
Holiday & Special Rate Pay	\$465	\$510	\$345	\$360	\$360	\$0	0%
Overtime	\$543	-	\$764	\$10,638	\$8,214	-\$2,424	-30%
Retirement	\$43,638	\$35,027	\$39,684	\$41,410	\$44,737	\$3,327	7%
Insurance	\$90,463	\$52,388	\$62,211	\$87,027	\$87,699	\$672	1%
Other Personnel Expenses	\$38,384	\$32,943	\$32,560	\$38,146	\$35,973	-\$2,173	-6%
PS Budget Adjustments	-	-	-	-	\$0	\$0	-
Furniture & Equipment <\$10K	\$260	\$5,508	\$1,591	\$1,800	\$1,800	\$0	0%
IT Software & Equipment	\$3,029	\$1,590	-	\$700	\$700	\$0	0%
Office Expense	\$5,009	\$5,139	\$8,910	\$10,350	\$10,300	-\$50	0%
Other Contract Services	\$1,317	\$314	\$73	\$2,100	\$2,000	-\$100	-5%
Program Expenses	\$739	\$1,251	\$6,289	\$2,200	\$2,200	\$0	0%
Rent & Facilities Expense	\$11,180	\$11,980	\$11,980	\$11,500	\$11,500	\$0	0%
Training & Professional Development	\$2,791	\$2,571	\$2,562	\$2,900	\$2,800	-\$100	-4%
Travel	-	\$510	\$1,598	\$2,500	\$2,500	\$0	0%
Internal Service Charges	\$5,338	\$7,542	\$7,035	\$16,169	\$13,100	-\$3,069	-23%
EXPENSES TOTAL	\$580,994	\$452,290	\$518,044	\$594,166	\$618,683	\$24,517	4%
Revenues less Expenses	-\$351,970	-\$291,021	-\$196,558	-\$416,366	-\$398,483	-	-

RECENT ACCOMPLISHMENTS

- Coordinated with cities and county departments to review plats.
- Contributed to NGS development of the National Spatial Reference System.
- Maintained relationships with private licensed professional land surveyors.

GOALS & OBJECTIVES


- Assist in road locations and legalizations.
- Provide base map support for Assessor's Office Cartography.
- Maintain exchange of information and cooperative working relationships with other County Surveyors.
- Participation with statewide organizations for statutory changes.

DEPARTMENT METRICS

- Answered hundreds of questions about survey records.
- Reviewed and filed over 150 surveys, subdivisions, partition plats, and similar in 2022.

WORKFORCE SUMMARY

DEPARTMENT	FY2024	FY2025
FTE		
SURVEYOR	4	4
FTE	4	4



Treasurer

BUDGET ORG

Fund: 101 General Fund
Dept: 070 Treasurer
Category: General Government

KEY STAFF

Jayne Welch, Elected County Treasurer
Amy Bendel, Chief Deputy Tax Treasurer

OVERVIEW

The Treasurer is an elected position that upholds the commitment to deliver service with competence and high standards for all of Lincoln County.

- This position has full fiduciary responsibility for safekeeping local government monies and investments.
- Maintain accurate records, protect, and secure investments of public funds in accordance with Oregon Statutes and the Lincoln County investment policy.
- Receive and monitor County room tax revenues from the unincorporated area of Lincoln County.

MAJOR ACTIVITIES

- Accountable for processes and procedures in compliance of State Treasury.
- To serve other County departments with accurate cash accounting, financial records, deposits, and recordkeeping.
- To manage trust and agency funds.
- Monitor tax revenues, distribution of property taxes to taxing districts, pertaining to Lincoln County, as required by State Statutes.
- Distribute funds from State and Federally funded programs, such as Federal and State Forest programs to local districts.
- Investment of public funds in accordance with county policy and State Treasury.

FUNDING SOURCES

- Revenue sources from property tax collections, transient lodging tax from the unincorporated area of Lincoln County as it pertains to the general fund.

REVENUE & EXPENDITURE SUMMARY

Treasurer Expenses & Revenues

	ACTUALS			FY24 ADOPTED BUDGET	FY 25 ADOPTED BUDGET	\$ Variance	% Change
	FY2021	FY2022	FY2023	FY2024	FY2025		
Revenues							
Miscellaneous	\$0	-	-	-	-	\$0	-
Other Taxes & Land Sales	\$0	-	-	-	-	\$0	-
REVENUES TOTAL	\$0	-	-	-	-	\$0	-
Expenses							
Elected Officials	\$80,736	\$80,975	\$89,887	\$95,962	\$94,920	-\$1,042	-1%
Non-Represented	-	-	-	-	\$0	\$0	-
Represented	\$65,245	\$70,039	\$61,978	\$59,958	\$60,201	\$243	0%
Holiday & Special Rate Pay	-	-	-	-	\$0	\$0	-
Overtime	-	-	-	-	\$0	\$0	-
Retirement	\$18,758	\$19,534	\$19,293	\$19,851	\$19,763	-\$88	0%
Insurance	\$29,071	\$31,578	\$29,895	\$55,128	\$35,546	-\$19,582	-55%
Other Personnel Expenses	\$13,888	\$14,154	\$12,732	\$16,374	\$15,468	-\$906	-6%
PS Budget Adjustments	-	-	-	-	\$0	\$0	-
Furniture & Equipment <\$10K	\$467	-	\$2,963	\$5,000	\$5,000	\$0	0%
Office Expense	\$4,217	\$2,673	\$5,892	\$5,650	\$6,150	\$500	8%
Other Contract Services	\$22,364	\$19,830	\$24,039	\$28,000	\$28,000	\$0	0%
Program Expenses	\$475	\$475	\$475	\$600	\$600	\$0	0%
Training & Professional Development	\$920	\$200	\$350	\$1,650	\$1,650	\$0	0%
Travel	-	\$0	\$622	\$3,000	\$3,000	\$0	0%
Internal Service Charges	\$600	\$600	\$525	\$4,942	\$1,950	-\$2,992	-153%
EXPENSES TOTAL	\$236,742	\$240,059	\$248,651	\$296,115	\$272,248	-\$23,867	-9%
Revenues less Expenses	-\$236,742	-\$240,059	-\$248,651	-\$296,115	-\$272,248	-	-

RECENT ACCOMPLISHMENTS

None

GOALS & OBJECTIVES

- Safekeeping of local government monies of Lincoln County.
- Maintain close working relationships with State Treasury, Banking Treasury, local banks and investment institutions, inter-departments, and outside agencies.
- Provide customer service to all departments, entities, and auditors.

DEPARTMENT METRICS

Treasury, Oregon State Treasury, Oregon Statutes and Administrative Rules of the Oregon Department of Revenue.

WORKFORCE SUMMARY

WORKFORCE SUMMARY

DEPARTMENT	FY2024	FY2025
FTE		
TREASURER	2	2
FTE	2	2

SUPPLEMENTAL INFORMATION

Treasurer department contacts:

treasurerinfo@co.lincoln.or.us

roomtaxinfo@co.lincoln.or.us

541-265-4242



County Central Services

OVERVIEW

The County Central Services grouping of Departments includes departments that are required to support operating departments, maintain the information security of County and customer data, controls over County finances and assets, and resolution of legal issues and questions. These functions would be required of any organization or operation, and the County has centralized these activities and functions to capture economies of scale. The costs of these functions are partially reimbursed by Special Revenue funds and Special Districts funds, the balance is funded by the General Fund.

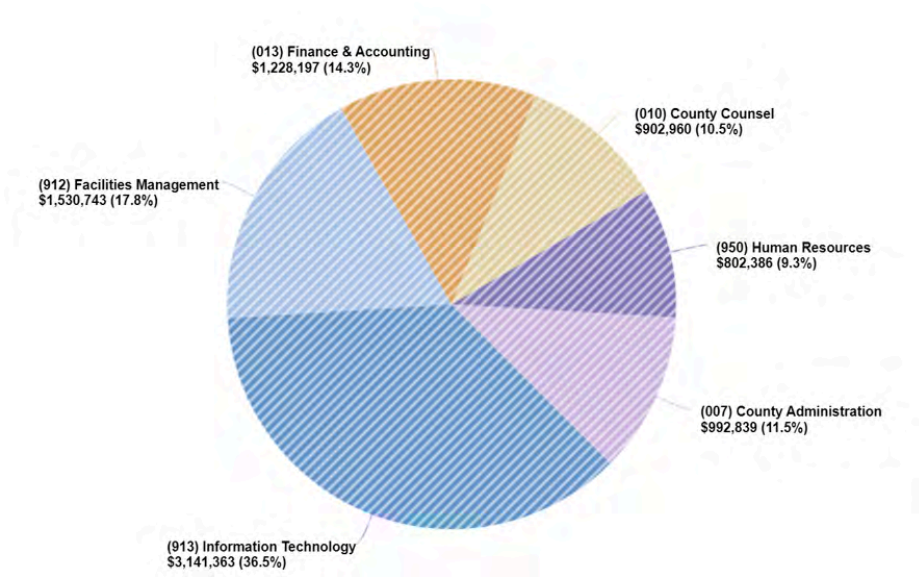
MAJOR ACTIVITIES

- County Administration
- County Counsel
- Information Technology
- Human Resources
- Facilities Maintenance
- Finance

FUNDING SOURCES

- Reimbursements from Other Funds & Programs
- General Fund

County Central Services by Department



County Central Services by Department

	2020-21 Actual	2021 - 22 Actual	2022 - 23 Actual	2023 - 24 Budget	2024 - 25 Budget
Information Technology	\$2,013,824	\$2,214,244	\$2,696,313	\$3,209,054	\$3,141,363
Facilities Management	\$1,365,564	\$1,381,459	\$1,266,175	\$1,547,091	\$1,530,743
Finance & Accounting	\$717,385	\$906,631	\$934,783	\$1,207,915	\$1,228,197
County Counsel	\$1,107,546	\$928,755	\$917,241	\$860,302	\$902,960
Human Resources	\$552,818	\$633,836	\$683,840	\$774,239	\$802,386
County Administration	\$0	\$502,227	\$844,167	\$1,088,575	\$992,839
TOTAL	\$5,757,136	\$6,567,151	\$7,342,518	\$8,687,176	\$8,598,488

LINKS TO DEPARTMENT PAGES

- [• County Administration](#)
- [• Facilities Management](#)
- [• County Counsel](#)
- [• Finance & Accounting](#)
- [• Human Resources](#)
- [• Information Technology](#)



County Administration

BUDGET ORG

Fund: 101 General Fund
Dept: 007 County Administration
Category: County Central Services

KEY STAFF

Tim Johnson, County Administrator
Geneva Campitelli, BoC Admin
Kathleen Kellay, Executive Admin
Shanelle Parks, Grant Coordinator
Kenneth Lipp, PIO

OVERVIEW

The County Administration Office provides an array of services, including financial and budgetary direction to County departments. The Office works to anticipate community needs, support the Board of County Commissioners, provide organizational guidance, manage the day-to-day operations of the County, and guide countywide work to achieve the organization's strategic objectives. The Office prepares the agenda and minutes for the Board of Commissioners meetings along with document recording and retention. The Office also takes on policy research and special projects coordination for countywide initiatives, Board of Commissioner requests, and overall department support.

MAJOR ACTIVITIES

- The Office attends and assists the Board of Commissioners in preparation, during and post meetings.
- The County Administrator supervises the development of the annual budget, oversees the functions of the Office, implements the Board of Commissioners policies and procedures, directs administrative departments, and coordinates with elected officials' department toward overall budget and organizational direction.
- Staff provide planning and documentation for the Board of Commissioners, planning and documenting meetings, handling accounts payable, contracts, reception, equipment inventories, hiring, budget development, analysis on policies and practices, distribution of press releases, and other general office duties.

Funding Sources

- General Fund
- Federal Grants
- ARPA
- State Grants

REVENUE & EXPENDITURE SUMMARY

GF County Administration Rev & Exp

	ACTUALS			FY24 ADOPTED BUDGET	FY 25 ADOPTED BUDGET	\$ Variance	% Change
	FY2021	FY2022	FY2023	FY2024	FY2025		
Revenues							
-	-	-	-	-	-	-	-
REVENUES TOTAL	0	0	0	0	0	0	0
Expenses							
Elected Officials	-	-	-	-	\$0	\$0	-
Non-Represented	-	\$268,761	\$378,741	\$471,001	\$563,006	\$92,005	16%
Represented	-	-	-	-	\$0	\$0	-
Part Time	-	\$28,046	\$10,933	\$25,100	\$23,000	-\$2,100	-9%
Holiday & Special Rate Pay	-	\$450	-	-	\$0	\$0	-
Overtime	-	\$41	-	-	\$0	\$0	-
Retirement	-	\$32,007	\$44,274	\$55,170	\$65,831	\$10,661	16%
Insurance	-	\$72,612	\$58,152	\$89,014	\$101,320	\$12,306	12%
Other Personnel Expenses	-	\$28,671	\$34,294	\$46,177	\$55,382	\$9,205	17%
PS Budget Adjustments	-	-	-	-	\$0	\$0	-
Furniture & Equipment <\$10K	-	\$601	\$8,673	\$2,500	\$2,500	\$0	0%
Office Expense	-	\$6,599	\$22,772	\$23,600	\$23,600	\$0	0%
Other Contract Services	-	\$55,242	\$255,551	\$100,000	\$73,998	-\$26,002	-35%
Program Expenses	-	\$6,911	\$15,150	\$5,000	\$2,500	-\$2,500	-100%
Training & Professional Development	-	\$125	\$11,932	\$68,321	\$73,702	\$5,381	7%
Travel	-	\$996	\$2,431	\$2,500	\$2,500	\$0	0%
Internal Service Charges	-	\$1,165	\$1,263	\$200,192	\$5,500	-\$194,692	-3,540%
EXPENSES TOTAL	-	\$502,227	\$844,167	\$1,088,575	\$992,839	-\$95,736	-10%
Revenues less Expenses	\$0	-\$502,227	-\$844,167	-\$1,088,575	-\$992,839	-	-

RECENT ACCOMPLISHMENTS

- Provided support to the Board of Commissioners
- Directed formulation of Budget
- Coordination of hiring new outside auditors and FY 23 implementation
- Continued development of the Lincoln County Commons
- Development and groundbreaking for the new Lincoln County Animal Shelter
- Support for and accounting of Transient Lodging Tax-funded tourism organizations
- Provided support to the Fair Board
- Provided grant and policy support to the Lincoln County Homeless Advisory Board
- Coordinated ARPA disbursements
- Coordinated Childcare grants
- Addressed issues associated with County Disaster Declaration associated with 2024 Winter Storm

GOALS & OBJECTIVES


The Mission is to provide legally required and locally desired essential public services in an efficient, effective and respectful manner.

WORKFORCE SUMMARY

DEPARTMENT	FY2024	FY2025
FTE		
COUNTY ADMINISTRATION	5	6
FTE	5	6

SIGNIFICANT CHANGES

- Responded to BoC direction related to funding personnel for the Winter Shelter.
- Responded to BoC direction related to the organization and transition of Medical Examiner and Medicolegal Death Investigation
- Formulation of Lincoln Countywide Broadband Advisory Team



County Counsel

BUDGET ORG

Fund: 101 General Fund
Dept: 010 County Counsel
Category: County Central Services

KEY STAFF

Kristin Yuille, County Counsel
Gina Lekas, Paralegal

OVERVIEW

County Legal Counsel provides civil legal advice, representation and administration for the County, Board of Commissioners, Elected Officials. Employees and Departments of the County. The Department represents or directs representation of the County in local, state and federal courts; is responsible for Code Enforcement in Courts, and provides County representation before local, state and federal agencies and administrative bodies. In addition to the County, the Department represents affiliated entities and county service districts including The Consortium for Solid Waste Management and the Extension, Solid Waste, Transportation, Animal and Siletz Area Law Enforcement Service Districts. The Department directs County Safety and Risk Management Services.

MAJOR ACTIVITIES

- Continued work on Board of Commissioner priorities including implementation of additional Short Term Rental business regulations.
- Continued work with County Administrator on long facilities projects and authorized project funding under the American Rescue Plan Act (ARPA)
- Restructure department to replace long term employees.
- Revise County Code to bring current with recent Ordinance enactments

FUNDING SOURCES

- General Fund
- Limited fees and other revenues

REVENUE & EXPENDITURE SUMMARY

County Counsel Expenses & Revenues

	ACTUALS			FY24 ADOPTED BUDGET	FY 25 ADOPTED BUDGET	\$ Variance	% Change
	FY2021	FY2022	FY2023	FY2024	FY2025		
Revenues							
Intergovernmental - Local	-	-	-	-	\$0	\$0	-
Intergovernmental - Other	-	\$203,825	-	-	\$0	\$0	-
REVENUES TOTAL	-	\$203,825	-	-	\$0	\$0	-
Expenses							
Elected Officials	-	-	-	-	\$0	\$0	-
Non-Represented	\$653,208	\$370,362	\$444,023	\$508,969	\$523,765	\$14,796	3%
Represented	-	-	-	-	\$0	\$0	-
Part Time	\$2,310	\$30,878	\$25,950	\$28,143	\$50,000	\$21,857	44%
Holiday & Special Rate Pay	\$1,080	\$375	\$345	\$360	\$0	-\$360	-
Overtime	-	-	-	-	\$0	\$0	-
Retirement	\$70,269	\$43,106	\$51,300	\$58,846	\$60,434	\$1,588	3%
Insurance	\$131,435	\$69,551	\$89,142	\$120,240	\$120,862	\$622	1%
Other Personnel Expenses	\$57,566	\$38,802	\$39,966	\$49,861	\$48,402	-\$1,459	-3%
PS Budget Adjustments	-	-	-	-	\$0	\$0	-
Furniture & Equipment <\$10K	\$1,837	\$12,911	\$5,865	\$1,000	\$2,500	\$1,500	60%
Office Expense	\$22,382	\$71,055	\$13,859	\$14,000	\$16,000	\$2,000	13%
Other Contract Services	\$143,388	\$252,456	\$233,975	\$50,000	\$50,000	\$0	0%
Program Expenses	\$5,051	\$17,598	\$179	\$500	\$999	\$499	50%
Training & Professional Development	\$13,336	\$17,479	\$9,453	\$15,500	\$20,498	\$4,998	24%
Travel	\$3,910	\$3,034	\$1,906	\$3,250	\$4,000	\$750	19%
Internal Service Charges	\$1,775	\$1,148	\$1,276	\$9,633	\$5,500	-\$4,133	-75%
EXPENSES TOTAL	\$1,107,546	\$928,755	\$917,241	\$860,302	\$902,960	\$42,658	5%
Revenues less Expenses	-\$1,107,546	-\$724,930	-\$917,241	-\$860,302	-\$902,960	-	-

RECENT ACCOMPLISHMENTS

- Successful completion of complex, multiple litigations in different venues around Ballot Measures on Aerial Spraying and Short Term Rental Regulations. Alternative approaches in place which may see further legal challenges.
- Completion of full staffing of department and continued work restructuring staff duties and responsibilities

GOALS & OBJECTIVES

- Implementation of new filing / case management system.
- Substantive amendments of County Code in business licensing, taxation, contracting, and enforcement.
- Comprehensive review and expansion of risk management programs and services

DEPARTMENT METRICS

- Case management and filing prior to June 30, 2024
- Code Amendments ongoing, but first proposals presented before December 31, 2023.
- Risk Management ongoing.

WORKFORCE SUMMARY

DEPARTMENT	FY2024	FY2025
FTE		
COUNTY COUNSEL	4	4
FTE	4	4



Finance & Accounting

BUDGET ORG

Fund: 101 General Fund
Dept: 013 Finance & Accounting
Category: County Central Services

KEY STAFF

Finance Director- Vacant
Assistant Finance Director- Deanna Gravelle
Accounting Analyst-Payroll - Diana Parmelee
Accounting Analyst-Budget/GL - Renee Card

OVERVIEW

The primary responsibility of Finance & Accounting is the wise use and stewardship of the public's tax dollars. Through a judicious annual budgeting process, and the diligent daily efforts of our highly trained finance and budget staff, Lincoln County maintains an open, accurate, and accountable record of all financial practices.

Budget

- Planning, implementation and monitoring of the county budget in the current and future years.
- The Budget Team performs a variety of budgetary functions including revenue projections, trend analysis, capital expenditure management, multiple year budget forecasting, and Oregon Budget Law compliance.
- Coordinating with County departments and agencies to prepare the County's annual budget and online budget book.
- Throughout the fiscal year, the department monitors budget execution, tracks expenditures, and makes necessary adjustments.

Financial Services

- Accounts Payable – managing the payment process to outside vendors as well as for employee reimbursements to ensure that each payment is supported by appropriate documentation and complies with county and other relevant policies, regulations, and standards, in addition to generating and filing 1099 tax forms.
- Purchasing Cards – reconciliation ensuring that cardholders are following the guidelines of the program as well as complying with county policies.
- General Ledger Accounting – preparing, reviewing, and approving of accounting transactions for inclusion in the county's general ledger. Journal entries are reviewed for compliance with Generally

Accepted Accounting Principles (GAAP) and Government Accounting Standard Board (GASB) pronouncements.

- Processes payroll for 26 pay periods per calendar year for approximately 500+ employees. On a quarterly basis, payroll is responsible for filing federal and state withholding reports and annually processing W-2 forms.

Financial Reporting & Compliance

- Financial System Management – working alongside the IT department to maintain the integrity of the county’s financial software systems.
- Financial Reporting and Audit – collaborate audit plans, risk assessments, and testing approaches in addition to coordinating items requested by Independent Auditors with County Departments. Assist with preparing the Annual Comprehensive Financial Report (ACFR), produced annually. Another key component of financial reporting is the Schedule of Expenditures of Federal Awards (SEFA) which is audited annually.
- Capital Assets – managing assets that are capital in nature, from procurement to capitalization, tracking and depreciation in compliance with GASB.

MAJOR ACTIVITIES

- Payroll Processing
- Vendor Payment Processing
- Budget Management & Reporting
- Financial Reporting and Audit Coordination

FUNDING SOURCES

- General Fund
- Partially funded by indirect cost reimbursements from other operating funds.

REVENUE & EXPENDITURE SUMMARY

Finance & Accounting Revenues & Expenses

	ACTUALS			FY24 ADOPTED BUDGET	FY 25 ADOPTED BUDGET		% Change
	FY2021	FY2022	FY2023	FY2024	FY2025	\$ Variance	
Revenues							
Charges For Services	-	\$62,909	\$58,558	\$80,000	\$80,000	\$0	0%
Intergovernmental - State	\$0	-	-	-	-	\$0	-
Miscellaneous	\$0	-	-	-	-	\$0	-
REVENUES TOTAL	\$0	\$62,909	\$58,558	\$80,000	\$80,000	\$0	0%
Expenses							
Elected Officials	-	-	-	-	\$0	\$0	-
Non-Represented	\$412,947	\$453,990	\$561,945	\$581,404	\$608,210	\$26,806	4%
Represented	-	\$31,722	\$34,285	\$36,104	\$38,257	\$2,153	6%
Part Time	-	-	-	-	\$0	\$0	-
Holiday & Special Rate Pay	-	-	-	-	\$0	\$0	-
Overtime	\$1,962	\$5,436	\$2,771	-	\$1,500	\$1,500	100%
Retirement	\$48,910	\$58,081	\$70,145	\$72,366	\$75,821	\$3,455	5%
Insurance	\$104,384	\$116,469	\$132,841	\$147,324	\$171,438	\$24,114	14%
Other Personnel Expenses	\$37,932	\$47,286	\$51,323	\$60,889	\$59,791	-\$1,098	-2%
PS Budget Adjustments	-	-	-	-	\$0	\$0	-
Furniture & Equipment <\$10K	\$146	\$7,221	\$2,345	\$6,000	\$2,500	-\$3,500	-140%
Office Expense	\$54,468	\$133,031	\$104,593	\$187,700	\$157,099	-\$30,601	-19%
Other Contract Services	\$37,136	\$32,777	\$10,995	\$80,000	\$74,000	-\$6,000	-8%
Program Expenses	\$14,326	\$7,065	\$1,914	\$800	\$2,500	\$1,700	68%
Rent & Facilities Expense	-	\$7,938	\$4,976	\$10,000	\$9,000	-\$1,000	-11%
Training & Professional Development	\$3,500	\$1,269	\$9,015	\$9,700	\$9,050	-\$650	-7%
Travel	\$37	\$105	\$13,574	\$6,500	\$5,000	-\$1,500	-30%
Capital Expenditures	-	-	\$960	-	-	\$0	-
Internal Service Charges	\$1,675	\$4,240	\$5,010	\$9,128	\$14,031	\$4,903	35%
EXPENSES TOTAL	\$717,422	\$906,631	\$1,006,692	\$1,207,915	\$1,228,197	\$20,282	2%
Revenues less Expenses	-\$717,422	-\$843,722	-\$948,134	-\$1,127,915	-\$1,148,197	-	-

RECENT ACCOMPLISHMENTS

- Restructured the department to improve efficiency and improve service to County departments.
- Completed annual tax and benefit reporting within required timeframes.

GOALS & OBJECTIVES

- Continue implementation of DebtBook lease and subscription software platform
- Support the County's high-performing operations with effective communication, accuracy, innovation, and sound fiscal policies.
- To improve efficiency by increasing the volume and speed of Vendor payments with implementation of AP Automation

PERFORMANCE MEASURES

Division/Team	PERFORMANCE MEASURE	2023
Accounts Payable	New Vendors Set Up	331
Accounts Payable	Invoices Processed	9815
Accounts Payable	Electronic Funds Transfers(EFT) Issued	1683
Accounts Payable	Checks Issued	2949
Accounts Payable	Payments Processed Independently	40
Accounts Payable	Average AP Amount	\$1,040,124
Accounts Payable	Total Check and EFT Amount	\$25,488,812
Payroll	Total New Hires Processed	109
Payroll	Total Terminations	109
Payroll	Payroll Checks Issued	11940
Payroll	Average Gross Per Payroll	\$ 1,258,006
Purchasing Card	Total Cardholders	254
Purchasing Card	Total Transactions	10151
Purchasing Card	Total Spend	\$2,396,286

WORKFORCE SUMMARY

DEPARTMENT	FY2024	FY2025
FTE		
FINANCE & ACCOUNTING	7.75	8.25
FTE	7.75	8.25

SIGNIFICANT CHANGES

An additional Accounting Tech was added in FY24 to meet the growing need for more sophisticated financial accounting and analysis.



Facilities Management

BUDGET ORG

Fund: 101 General Fund
Dept: 912 Facilities Maintenance Services
Category: County Central Services

KEY STAFF

Mikel Diwan, Public Works Director
Mike Copp, Facilities Maintenance Supervisor

OVERVIEW

The Facilities Maintenance division oversees the maintenance and logistical support for all county facilities, ensuring staff and citizens have a safe, clean and serviceable work environment. The division also provides project management for renovations and enhancements associated with all county facilities. The Facilities Maintenance staff are responsible for the completion of regularly scheduled work, as well as being available for 24-hour emergency response for unscheduled events.

MAJOR ACTIVITIES

- Maintain, supply and service all county facilities and related equipment.
- Provide project management and project oversight for capital projects related to county facilities.

FUNDING SOURCES

- Funding sources include the General Fund and service charges to Special Revenue Funds.

REVENUE & EXPENDITURE SUMMARY

Facilities Management Expenses & Revenues

	ACTUALS			FY24 ADOPTED BUDGET	FY 25 ADOPTED BUDGET		
	FY2021	FY2022	FY2023	FY2024	FY2025	\$ Variance	% Change
Revenues							
Interfund Transfers In	\$15,000	\$28,000	\$33,000	\$33,000	\$33,000	\$0	0%
REVENUES TOTAL	\$15,000	\$28,000	\$33,000	\$33,000	\$33,000	\$0	0%
Expenses							
Elected Officials	-	-	-	-	\$0	\$0	-
Non-Represented	\$95,265	\$96,260	\$109,365	\$101,651	\$83,927	-\$17,724	-21%
Represented	\$248,519	\$263,312	\$234,803	\$255,017	\$178,021	-\$76,996	-43%
Holiday & Special Rate Pay	\$1,944	\$1,920	\$1,713	\$1,584	\$1,800	\$216	12%
Overtime	\$17,810	\$24,480	\$36,319	\$25,000	\$20,000	-\$5,000	-25%
Retirement	\$40,957	\$43,320	\$42,534	\$39,948	\$50,530	\$10,582	21%
Insurance	\$89,491	\$87,767	\$73,072	\$93,569	\$161,932	\$68,363	42%
Other Personnel Expenses	\$48,469	\$45,790	\$34,180	\$39,170	\$42,428	\$3,258	8%
PS Budget Adjustments	-	-	-	-	\$0	\$0	-
Furniture & Equipment <\$10K	\$78,200	\$92,591	\$51,491	\$90,000	\$0	-\$90,000	-
Office Expense	\$158,381	\$173,164	\$182,328	\$204,100	\$132,600	-\$71,500	-54%
Other Contract Services	\$224,046	\$179,203	\$150,481	\$250,000	\$315,000	\$65,000	21%
Program Expenses	\$135,862	\$119,139	\$107,090	\$103,000	\$123,000	\$20,000	16%
Rent & Facilities Expense	\$101,027	\$234,345	\$226,315	\$299,000	\$335,000	\$36,000	11%
Training & Professional Development	\$1,858	\$1,851	\$316	\$5,500	\$5,500	\$0	0%
Travel	-	\$2,362	-	\$1,000	\$1,000	\$0	0%
Capital Expenditures	\$105,275	-	-	-	-	\$0	-
Internal Service Charges	\$18,459	\$15,955	\$16,169	\$38,552	\$80,005	\$41,453	52%
EXPENSES TOTAL	\$1,365,564	\$1,381,459	\$1,266,175	\$1,547,091	\$1,530,743	-\$16,348	-1%
Revenues less Expenses	-\$1,350,564	-\$1,353,459	-\$1,233,174	-\$1,514,091	-\$1,497,743	-	-

RECENT ACCOMPLISHMENTS

- Removed hazardous trees from the front of the courthouse.
- Replaced the main heat exchange coils in the county jail building.
- Prepared a comprehensive inventory of all county structures and equipment maintained by the division.

GOALS & OBJECTIVES

- Make ADA improvements to various showers and cells within the county jail.
- Prepare for fluorescent light conversion to LED lighting due to changes in state law.
- Complete a Preventative Maintenance Program for each county facility.
- Increase staffing levels to sufficiently address facility matters proactively rather than reactively.
- Establish a capital projects fund for long-term facility needs, including elevator upgrades, exterior painting of buildings, roof replacements, and HVAC replacements.

DEPARTMENT METRICS

- Historically, the division has processed an annual average of over 1,500 unscheduled work requests.
- In 2024 the number of requests surpassed 2000.
- The division performs approximately 1,000 preventative maintenance measures annually.

WORKFORCE SUMMARY

DEPARTMENT	FY2024	FY2025
FTE		
FACILITIES MANAGEMENT	5.4	5.4
FTE	5.4	5.4

SIGNIFICANT CHANGES

- The County continues to expand its facility maintenance needs, including a new animal shelter building scheduled for 2025.
- The division has absorbed a larger role in maintaining park facilities, thereby adding to its existing workload.



Information Technology

BUDGET ORG

Fund: 101 General Fund
Dept: 913 Information Technology
Category: County Central Services

KEY STAFF

Todd Richmond, IT Director

OVERVIEW

The IT Department manages all computer, phone, and network services for the county. IT staff provides all levels of support to county users, while maintaining compliance with a number of audits.

MAJOR ACTIVITIES

- IT acts as a force multiplier by providing
- Helpdesk support
 - Network support
 - Application support
 - Phone system support
 - Long term planning
 - Audit support
 - Remote access and mobile workforces support

FUNDING SOURCES

- General Fund
- Partially funded by indirect cost reimbursements from other operating funds.

REVENUE & EXPENDITURE SUMMARY

Information Technology Expenses & Revenues

	ACTUALS			FY24 ADOPTED BUDGET	FY 25 ADOPTED BUDGET		
	FY2021	FY2022	FY2023	FY2024	FY2025	\$ Variance	% Change
Revenues							
-	-	-	-	-	-	-	-
REVENUES TOTAL	0	0	0	0	0	0	0
Expenses							
Elected Officials	-	-	-	-	\$0	\$0	-
Non-Represented	\$337,337	\$398,658	\$422,860	\$452,427	\$479,951	\$27,524	6%
Represented	\$212,045	\$215,391	\$242,697	\$262,740	\$270,773	\$8,033	3%
Holiday & Special Rate Pay	\$2,100	\$1,890	\$1,545	\$1,800	\$1,440	-\$360	-25%
Overtime	-	\$84	\$980	-	\$0	\$0	-
Retirement	\$63,618	\$71,703	\$76,711	\$82,226	\$86,098	\$3,872	4%
Insurance	\$153,884	\$183,135	\$178,433	\$203,099	\$216,095	\$12,996	6%
Other Personnel Expenses	\$51,572	\$60,422	\$59,226	\$71,489	\$71,216	-\$273	0%
PS Budget Adjustments	-	-	-	-	\$0	\$0	-
Furniture & Equipment <\$10K	\$211,150	\$103,865	\$143,785	\$212,000	\$228,000	\$16,000	7%
IT Software & Equipment	\$312,808	\$397,992	\$628,466	\$768,200	\$626,500	-\$141,700	-23%
Office Expense	\$268,786	\$439,378	\$509,845	\$897,700	\$916,800	\$19,100	2%
Other Contract Services	\$396,870	\$337,764	\$427,836	\$230,000	\$231,400	\$1,400	1%
Training & Professional Development	\$1,252	\$361	\$350	\$1,200	\$2,100	\$900	43%
Travel	-	\$965	\$941	\$2,350	\$2,000	-\$350	-17%
Internal Service Charges	\$2,400	\$2,638	\$2,638	\$23,823	\$8,990	-\$14,833	-165%
EXPENSES TOTAL	\$2,013,824	\$2,214,244	\$2,696,313	\$3,209,054	\$3,141,363	-\$67,691	-2%
Revenues less Expenses	-\$2,013,824	-\$2,214,244	-\$2,696,313	-\$3,209,054	-\$3,141,363	-	-

RECENT ACCOMPLISHMENTS

- Adopted physical security equipment and are now in charge maintaining cameras and door control.
- Implemented a new self-learning email security system.
- Replaced over 100 computers.
- Replaced 20% of our server infrastructure.

GOALS & OBJECTIVES

- Maintain support level and response time of 15 minutes.
- Focus on CJIS, HIPPA, and Cyber Security Insurance compliance
- Formalize retention schedule for file and email
- Start the migration to Windows 11
- Start the migration of 100 servers to Windows Server 2019
- Maintain current patch levels Start replacement of old phones (actual handsets)

DEPARTMENT METRICS

This year we are on track to close 8500 tickets and 8000 phone calls for support, which is up from around 7000 tickets last year. We attempt to maintain a 15 minute first contact policy that gets help to users quickly and efficiently so they can get back to work. This does not include the work done on projects like upgrading our VPN and network equipment.

We currently support almost 600 users, contractors and volunteers. Our network consists of almost 1700 devices across the entire county, connected by fiber and routed back to our core switch. This requires us to support and maintain equipment in every location the county has a presence.

WORKFORCE SUMMARY

DEPARTMENT	FY2024	FY2025
FTE		
INFORMATION TECHNOLOGY	9.2	9.2
FTE	9.2	9.2

SIGNIFICANT CHANGES

Through a partnership with Health and Human Services we were able to hire a second User Support Specialist (helpdesk).



Human Resources

BUDGET ORG

Fund: 101 General Fund
Dept: 950 Human Resources
Category: County Central Services

KEY STAFF

David Collier, Human Resources Director
Jayleen Cook, Assistant Human Resources Director

OVERVIEW

The Human Resources department provides support to internal and external customers on all personnel related matters from hire to retire. As Human Resource professionals, we assist employees, supervisors, and the Board of Commissioners in interpreting County rules, policies, and procedures. The Human Resources department assists with negotiations and the administration of collective bargaining agreements.

MAJOR ACTIVITIES

- Recruitment and Retention
- Employee Relations
- Administration of benefits and classification and compensation plans
- Promoting a safe and healthy working environment
- Ensuring compliance with applicable employment law

FUNDING SOURCES

- General Fund

REVENUE & EXPENDITURE SUMMARY

Human Resources Expenses & Revenues

	ACTUALS			FY24 ADOPTED BUDGET	FY 25 ADOPTED BUDGET	\$ Variance	% Change
	FY2021	FY2022	FY2023	FY2024	FY2025		
Revenues							
Miscellaneous	\$0	-	-	-	-	\$0	-
REVENUES TOTAL	\$0	-	-	-	-	\$0	-
Expenses							
Elected Officials	-	-	-	-	\$0	\$0	-
Non-Represented	\$337,709	\$384,375	\$387,864	\$410,587	\$449,744	\$39,157	9%
Represented	-	-	-	-	\$0	\$0	-
Part Time	-	-	\$1,845	-	\$0	\$0	-
Holiday & Special Rate Pay	\$720	\$855	\$1,935	\$2,040	\$2,040	\$0	0%
Overtime	-	-	-	-	\$0	\$0	-
Retirement	\$40,579	\$46,094	\$46,098	\$48,749	\$53,056	\$4,307	8%
Insurance	\$80,609	\$89,499	\$113,351	\$130,737	\$115,543	-\$15,194	-13%
Other Personnel Expenses	\$31,761	\$36,756	\$33,693	\$40,351	\$41,728	\$1,377	3%
PS Budget Adjustments	-	-	-	-	\$0	\$0	-
Client Services	\$272	\$281	-	\$1,000	\$1,000	\$0	0%
Furniture & Equipment <\$10K	-	\$771	\$1,597	\$2,000	\$2,000	\$0	0%
Office Expense	\$27,611	\$41,635	\$47,823	\$51,650	\$57,750	\$6,100	11%
Other Contract Services	\$14,211	\$21,565	\$11,621	\$32,000	\$16,000	-\$16,000	-100%
Program Expenses	\$10,961	\$7,095	\$20,158	\$33,000	\$32,000	-\$1,000	-3%
Training & Professional Development	\$5,880	\$2,678	\$9,963	\$12,500	\$17,400	\$4,900	28%
Travel	\$1,055	\$782	\$6,379	\$8,000	\$9,000	\$1,000	11%
Internal Service Charges	\$1,450	\$1,450	\$1,513	\$1,625	\$5,125	\$3,500	68%
EXPENSES TOTAL	\$552,818	\$633,836	\$683,840	\$774,239	\$802,386	\$28,147	4%
Revenues less Expenses	-\$552,818	-\$633,836	-\$683,840	-\$774,239	-\$802,386	-	-

RECENT ACCOMPLISHMENTS

- Streamlined the Onboarding process
- Onboarded 109 employees in 2023
- Review pay equity

GOALS & OBJECTIVES

- County wide trainings
- Reduce "Time to Fill"

DEPARTMENT METRICS

- **Time to fill**-For the calendar year 2023, the average for time to fill was 96 days. This is from the day the requisition to fill the position is submitted to the day the new employee starts in that role.
- **Benefits as a percentage of salary** varies based on insurance coverage but falls between 40% (individual coverage) and 68% (family coverage) for an individual making an annual salary of \$65,000.

WORKFORCE SUMMARY

DEPARTMENT	FY2024	FY2025
FTE		
HUMAN RESOURCES	5	5
FTE	5	5



Public Safety

OVERVIEW

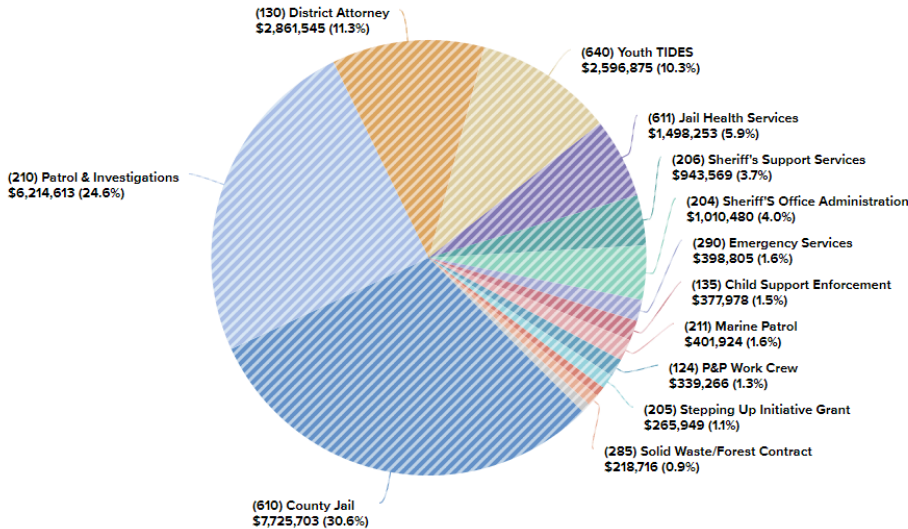
The General Government grouping of Departments includes the Sheriff, District Attorney, and Community Justice departments and programs.

MAJOR ACTIVITIES

- Sheriff Patrol
- Jail
- Emergency Services
- District Attorney
- Support Enforcement
- Victims Assistance
- Juvenile Services
- Work Crew

FUNDING SOURCES

- General Funds
- Intergovernmental
 - Federal, State, & Local
- Charges for Services
- Permits & Fees



EXPENDITURE SUMMARY

General Fund Public Safety by Department

	2020-21 Actual	2021 - 22 Actual	2022 - 23 Actual	2023 - 24 Budget	2024 - 25 Budget
County Jail	\$6,100,526	\$6,988,557	\$6,678,659	\$6,910,447	\$7,725,703
Patrol & Investigations	\$4,443,428	\$4,237,270	\$4,375,354	\$5,584,276	\$6,214,613
District Attorney	\$2,268,261	\$2,321,130	\$2,060,064	\$2,975,687	\$2,861,545
Youth TIDES	\$1,797,845	\$1,709,103	\$1,801,705	\$2,515,915	\$2,596,875
Jail Health Services	\$818,170	\$844,817	\$1,029,821	\$1,347,928	\$1,498,253
Community Corrections (P&P)	\$2,220,200	\$1,869,187	\$141,730	\$0	\$0
Sheriff's Support Services	\$661,010	\$624,727	\$721,033	\$870,061	\$943,569
Sheriff's Office Administration	\$557,963	\$609,320	\$698,450	\$819,307	\$1,010,480
Other Public Safety	\$713,449	\$900,713	\$768,501	\$0	\$0
Emergency Services	\$323,177	\$456,531	\$291,342	\$405,917	\$398,805
Child Support Enforcement	\$243,586	\$328,215	\$335,255	\$371,759	\$377,978
Marine Patrol	\$296,965	\$278,750	\$302,617	\$349,298	\$401,924
P&P Work Crew	\$389,408	\$177,763	\$191,732	\$303,817	\$339,266
Stepping Up Initiative Grant	\$254,445	\$231,604	\$223,850	\$231,032	\$265,949
VOCA Grant	\$134,875	\$133,496	\$184,697	\$201,806	\$184,096
Solid Waste/Forest Contract	\$123,645	\$76,200	\$160,535	\$163,183	\$218,716
My Sister's Place Grant	\$121,026	\$122,406	\$94,606	\$100,243	\$102,842
HB 3194 Funding/Transitional Housing	\$381,748	\$95,856	\$0	\$0	\$0
Medical Examiner	\$47,557	\$46,938	\$49,935	\$127,720	\$0
Drug Court/Specialty Courts	\$209,320	\$58,942	\$0	\$0	\$0
Victim's Assistance Program	\$17,302	\$15,379	\$48,717	\$91,793	\$77,550
Downward Departure Program	\$200,652	\$25,511	\$0	\$0	\$0
TOTAL	\$22,324,556	\$22,152,414	\$20,158,602	\$23,370,189	\$25,218,164

DISTRICT ATTORNEY

- DA's Office
- Child Support Enforcement
- Medical Examiner
- "My Sister's Place" Grant
- Victim's Assistance
- VOCA Grant

SHERIFF

- Jail
- Jail Health Services
- Patrol & Investigations
- Forest Patrol
- Marine Patrol
- Emergency Management
- Stepping Up Initiative
- Sheriff's Support Services
- Sheriff's Office Admin

COMMUNITY JUSTICE

- Youth TIDES
- Work Crew



District Attorney

BUDGET ORG

Fund: 101 General Fund
Dept: 130 District Attorney
Category: Public Safety

KEY STAFF

Lanee Danforth, District Attorney
Jenna Wallace, Chief Deputy District Attorney
Anna Semple, Administrative Chief
Ellen Branford, Executive Chief

OVERVIEW

The District Attorney's Office prosecutes all misdemeanor and felony crimes in Lincoln County. Local law enforcement agencies investigate crimes and submit their completed investigations to the District Attorney's Office. The District Attorney reviews those investigations and determines if there is sufficient evidence to file criminal charges. When criminal charges are filed, the District Attorney's Office pursues justice on behalf of crime victims and the community.

The District Attorney's Office collaborates with community partners to ensure the safety of Lincoln County citizens by participating in a variety of multidisciplinary teams focused on child abuse, elder abuse, sexual assault, domestic violence, human trafficking, crashes, and major crimes.

MAJOR ACTIVITIES

- Prosecution of misdemeanor and felony crimes
- Enforcing crime victims' rights
- Advising and assisting law enforcement agencies 24/7
- Daily court appearances
- Death investigations

FUNDING SOURCES

- General Fund
- Partially funded by cost reimbursement from discovery fees

REVENUE & EXPENDITURE SUMMARY

District Attorney Expenses & Revenues

	ACTUALS			FY24 ADOPTED BUDGET	FY 25 ADOPTED BUDGET		
	FY2021	FY2022	FY2023	FY2024	FY2025	\$ Variance	% Change
Revenues							
Charges For Services	\$80,493	\$92,908	\$90,741	\$95,000	\$90,000	-\$5,000	-6%
REVENUES TOTAL	\$80,493	\$92,908	\$90,741	\$95,000	\$90,000	-\$5,000	-6%
Expenses							
Elected Officials	\$23,964	\$23,826	\$25,363	\$25,871	\$26,747	\$876	3%
Non-Represented	\$306,906	\$299,463	\$272,689	\$296,365	\$291,377	-\$4,988	-2%
Represented	\$1,068,995	\$1,119,005	\$938,747	\$1,348,223	\$1,372,046	\$23,823	2%
Part Time	\$55,878	\$24,280	\$31,100	\$35,848	\$35,900	\$52	0%
Holiday & Special Rate Pay	\$1,730	-	\$550	\$2,530	\$1,320	-\$1,210	-92%
Overtime	\$1,268	\$660	\$4,247	\$2,400	\$2,400	\$0	0%
Retirement	\$156,549	\$162,003	\$137,970	\$185,503	\$189,844	\$4,341	2%
Insurance	\$358,903	\$369,052	\$302,994	\$578,430	\$482,966	-\$95,464	-20%
Other Personnel Expenses	\$142,106	\$141,243	\$111,842	\$166,398	\$158,322	-\$8,076	-5%
PS Budget Adjustments	-	-	-	-	\$0	\$0	-
Client Services	-	-	-	\$300	\$300	\$0	0%
Furniture & Equipment <\$10K	\$301	\$5,608	\$19,744	\$15,000	\$9,000	-\$6,000	-67%
Office Expense	\$83,152	\$67,788	\$65,635	\$78,000	\$91,000	\$13,000	14%
Other Contract Services	\$22,163	\$15,901	\$16,139	\$29,000	\$22,000	-\$7,000	-32%
Program Expenses	\$24,046	\$37,488	\$54,413	\$61,100	\$61,100	\$0	0%
Training & Professional Development	\$30,995	\$32,391	\$43,171	\$48,800	\$48,800	\$0	0%
Travel	\$1,141	\$4,682	\$16,530	\$27,550	\$27,550	\$0	0%
Internal Service Charges	\$17,812	\$17,743	\$18,930	\$74,369	\$40,873	-\$33,496	-82%
EXPENSES TOTAL	\$2,295,909	\$2,321,130	\$2,060,064	\$2,975,687	\$2,861,545	-\$114,142	-4%
Revenues less Expenses	-\$2,215,416	-\$2,228,223	-\$1,969,324	-\$2,880,687	-\$2,771,545	-	-

RECENT ACCOMPLISHMENTS

- Maintained a bilingual Grand Jury Coordinator to ensure we are providing adequate and equitable services to Spanish speaking crime victims and witnesses.
- In response to the passage of measure 110 (the law effectively decriminalizing drug possession in Oregon), we have worked collaboratively with local law enforcement agencies to investigate and prosecute drug dealers in Lincoln County, resulting in large quantities of dangerous drugs, such as fentanyl, being removed from our streets.
- One of two District Attorneys' Offices in Oregon with a Digital Forensic Analyst position (currently vacant). Utilized that position by taking a proactive approach to cases involving the sexual abuse and exploitation of children by investigating and expeditiously prosecuting predators in possession of Child Sexual Abuse Material (formerly referred to as "child pornography"). Also utilized the position to target individuals dealing drugs in the community that are resulting in fatal overdoses.

GOALS & OBJECTIVES

- Continue developing a Digital Forensics Laboratory in the Lincoln County District Attorney's Office to increase and improve the prosecution of cases involving child sexual abuse and exploitation, financial elder abuse, drug deliveries, and major crimes. The laboratory will also ensure we remain in compliance with digital discovery and evidence retention requirements.
- Collaborate with local law enforcement agencies to reimplement the Lincoln County Interagency Narcotics Team to promote the safety in the community by investigating and prosecuting drug dealers and removing dangerous drugs from Lincoln County.
- Continue to work collaboratively with community partners and the courts to ensure Lincoln County's Specialty Court Programs, including Drug and Hope Court, Mental Health and Wellness Court, and Family Support Court, remain in full effect despite recent changes in our drug laws.

DEPARTMENT METRICS

- In 2023, the District Attorney's Office filed 1,410 cases, including 336 felonies and 1,074 misdemeanors.

WORKFORCE SUMMARY

DEPARTMENT	FY2024	FY2025
FTE		
DISTRICT ATTORNEY	23.3	23.3
FTE	23.3	23.3



Child Support Services

BUDGET ORG

Fund: 101 General Fund
Dept: 135 Child Support Services
Category: Public Safety

KEY STAFF

Lanee Danforth, District Attorney
Ellen Branford, Executive Chief
Kylie Andrisa, Deputy District Attorney

OVERVIEW

Child Support Services is responsible for collecting current and past due child support payments on behalf of those to whom payments are due. When child support is not collected voluntarily and is past due, Child Support Services takes legal action by way of license suspensions, filing contempt charges subject to jail penalties, etc.

MAJOR ACTIVITIES

- Collect current and past due child support payments.
- Set up child support payment arrangements to try and reduce the amount of fines and interest fees so that money goes to the child rather than fees.
- Take legal action when child support is past due.

FUNDING SOURCES

- Federal and state funds through the Oregon Department of Justice and County funds.

REVENUE & EXPENDITURE SUMMARY

Child Support Enforcement Expenses & Revenues

	ACTUALS			FY24 ADOPTED BUDGET	FY 25 ADOPTED BUDGET	\$ Variance	% Change
	FY2021	FY2022	FY2023	FY2024	FY2025		
Revenues							
Intergovernmental - Federal	\$180,679	\$187,645	\$248,728	\$265,940	\$277,031	\$11,091	4%
REVENUES TOTAL	\$180,679	\$187,645	\$248,728	\$265,940	\$277,031	\$11,091	4%
Expenses							
Elected Officials	-	-	-	-	\$0	\$0	-
Non-Represented	-	-	-	-	\$0	\$0	-
Represented	\$148,070	\$210,027	\$217,101	\$224,805	\$233,653	\$8,848	4%
Holiday & Special Rate Pay	\$108	-	-	-	\$0	\$0	-
Overtime	-	-	-	-	\$0	\$0	-
Retirement	\$16,246	\$23,268	\$23,881	\$24,729	\$25,702	\$973	4%
Insurance	\$57,037	\$65,279	\$64,445	\$72,474	\$72,868	\$394	1%
Other Personnel Expenses	\$13,813	\$20,250	\$18,482	\$22,016	\$21,595	-\$421	-2%
PS Budget Adjustments	-	-	-	-	\$0	\$0	-
Client Services	-	\$126	-	\$400	\$400	\$0	0%
Furniture & Equipment <\$10K	\$2,060	-	-	\$1,500	\$1,600	\$100	6%
Office Expense	\$6,371	\$8,145	\$9,704	\$14,750	\$15,150	\$400	3%
Other Contract Services	-	\$295	\$200	\$700	\$800	\$100	13%
Training & Professional Development	-	-	\$211	\$300	\$400	\$100	25%
Travel	-	-	\$369	\$2,900	\$2,900	\$0	0%
Internal Service Charges	-	\$825	\$863	\$7185	\$2,910	-\$4,275	-147%
EXPENSES TOTAL	\$243,706	\$328,215	\$335,255	\$371,759	\$377,978	\$6,219	2%
Revenues less Expenses	-\$63,027	-\$140,570	-\$86,527	-\$105,819	-\$100,947	-	-

RECENT ACCOMPLISHMENTS

- Child Support Services worked diligently to recover hundreds of thousands of dollars of past due child support payments, including several \$12,000 payments and one nearly \$22,000 payment, without needing to take legal action by filing contempt charges with the Court.
- Child Support Services collected \$1,757,957.75 in owed child support between October 1, 2022, and September 30, 2023.

GOALS & OBJECTIVES

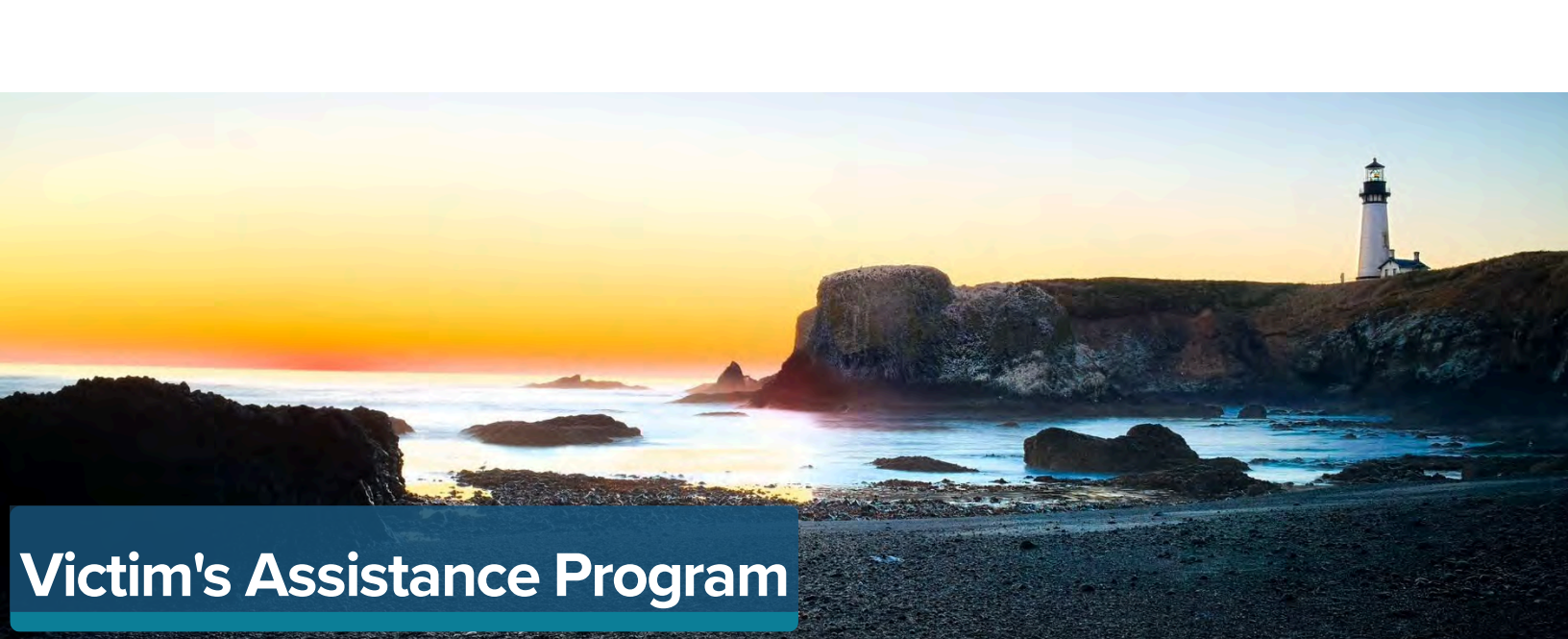
- Continue collecting current and past due support payments to ensure children are receiving the support they are entitled to under the law.
- Collaborate with DOJ to establish a payment kiosk in the courthouse so parents owing support and easily make payments locally.

DEPARTMENT METRICS

- Child Support Services division of the District Attorney's Office collected \$1, 757, 957.75 in child support from October 1, 2022, to September 30, 2023. Child Support division is currently handling 653 cases, in addition to assisting and communicating with other county offices, as cases frequently change jurisdictions.

WORKFORCE SUMMARY

DEPARTMENT	FY2024	FY2025
FTE		
CHILD SUPPORT ENFORCEMENT	2.8	2.8
FTE	2.8	2.8



Victim's Assistance Program

BUDGET ORG

Fund: 101 General Fund
Dept: 150 Victim's Assistance Program
Category: Public Safety

KEY STAFF

Lanee Danforth, District Attorney
Ellen Branford, Executive Chief

OVERVIEW

The Victims Assistance Program in the District Attorney's Office provides direct services for crime victims, including but not limited to, notification of crime victims' rights, notification of court proceedings, assistance with resources referral, assistance with crime victim compensation applications, and advocacy in court proceedings. Every crime victim has constitutional rights, just like every defendant who is charged with a crime. The District Attorney's Office aims to ensure crime victims' rights are upheld at every stage of the criminal justice process.

MAJOR ACTIVITIES

- Advise crime victims of their constitutional rights.
- Notify crime victims of all court proceedings.
- Assert and uphold crime victims' rights.
- Provide advocacy services and resource referrals to community partners.

FUNDING SOURCES

- The personnel in this department are fully grant-funded with state funds through the Oregon Department of Justice Crime Victim and Survivor Services Division.

REVENUE & EXPENDITURE SUMMARY

Victim's Assistance Program Expenses & Revenues

	ACTUALS			FY24 ADOPTED BUDGET	FY 25 ADOPTED BUDGET	\$ Variance	% Change
	FY2021	FY2022	FY2023	FY2024	FY2025		
Revenues							
Beginning Balance	\$21,951	\$30,844	\$52,911	\$46,241	\$36,353	-\$9,888	-27%
Intergovernmental - State	\$26,195	\$37,446	\$45,197	\$45,550	\$41,197	-\$4,353	-11%
REVENUES TOTAL	\$48,146	\$68,290	\$98,108	\$91,791	\$77,550	-\$14,241	-18%
Expenses							
Elected Officials	-	-	-	-	\$0	\$0	-
Non-Represented	-	-	-	-	\$0	\$0	-
Represented	-	\$3,928	\$13,215	\$13,981	\$29,647	\$15,666	53%
Part Time	\$15,749	\$7,049	\$21,800	\$35,366	\$12,786	-\$22,580	-177%
Holiday & Special Rate Pay	-	-	-	-	\$0	\$0	-
Overtime	-	-	-	-	\$0	\$0	-
Retirement	-	\$432	\$1,454	\$1,538	\$3,261	\$1,723	53%
Insurance	-	\$2,657	\$6,974	\$7,811	\$15,705	\$7,894	50%
Other Personnel Expenses	\$1,552	\$1,100	\$3,179	\$1,370	\$2,740	\$1,370	50%
PS Budget Adjustments	-	-	-	-	\$0	\$0	-
Office Expense	-	-	-\$275	\$2,000	\$0	-\$2,000	-
Program Expenses	-	-	\$1,760	-	\$0	\$0	-
Training & Professional Development	-	-	-	\$1,000	\$0	-\$1,000	-
Travel	-	-	-	\$2,500	\$0	-\$2,500	-
Internal Service Charges	-	\$213	\$609	\$162	\$513	\$351	68%
Contingency	-	-	-	\$26,065	\$12,898	-\$13,167	-102%
EXPENSES TOTAL	\$17,302	\$15,379	\$48,717	\$91,793	\$77,550	-\$14,243	-18%
Revenues less Expenses	\$30,844	\$52,911	\$49,391	-\$2	\$0	-	-

RECENT ACCOMPLISHMENTS

- From October 1, 2022, to September 30, 2023, the CFA Grant funded services for 945 victims of crime in the county. A total of 8,334 services were provided by the grant-funded victims' assistants and victims' advocates. The District Attorney's Office Victims' Assistance Program served a total of 3,370 individual victims of crime and provided 29,766 crime victim services.
- Maintained a restitution clerk whose sole focus is on ensuring crime victims are adequately compensated for economic loss as a result of the crime(s) committed against them.
- Provided support to victims from a significant backlog of sexual abuse cases that had languished in review status for over five years, some over ten years. Worked with victims who finally had an opportunity to be heard and feel justice after feeling like no one cared about what had happened to them.

GOALS & OBJECTIVES

- Hold an annual victims' rights fundraiser to generate additional revenue sources in order to continue to provide crime victims with needed services while navigating through the criminal justice system.
- Continue assisting victims from the backlog of sexual abuse cases through trial, while still providing services to new victims.
- Implement a volunteer advocate program. Partner with Pet Partners to have therapy dogs regularly accompany victims during trial prep, trial, and other traumatic hearings.
- Continue locating victims of cases that returned the office for appellate reasons, some over twenty-years old. Assist those victims processing trauma another time through re-trials and/or sentencing hearings.


DEPARTMENT METRICS

- From October 1, 2022, to September 30, 2023, the CFA Grant funded services for 945 victims of crime in the county. A total of 8,334 services were provided by the grant-funded victims' assistants and victims' advocates. Our District Attorney's Office Victims' Assistance Program served a total of 3,370 individual victims of crime and provided 29,766 crime victim services.

WORKFORCE SUMMARY

Victim's Assistance Program

DEPARTMENT	FY2024	FY2025
FTE		
VICTIM'S ASSISTANCE PROGRAM	0.25	0.5
FTE	0.25	0.5



VOCA Grant

BUDGET ORG

Fund: 101 General Fund
Dept: 155 Voca Grant
Category: Public Safety

KEY STAFF

Lanee Danforth, District Attorney
Ellen Everitt, Executive Chief

OVERVIEW

The Victims Assistance Program in the District Attorney's Office provides direct services for crime victims, including but not limited to, notification of crime victims' rights, notification of court proceedings, assistance with resources referral, assistance with crime victim compensation applications, and advocacy in court proceedings. Every crime victim has constitutional rights, just like every defendant who is charged with a crime. The District Attorney's Office aims to ensure crime victims' rights are upheld at every stage of the criminal justice process.

MAJOR ACTIVITIES

- Advise crime victims of their constitutional rights.
- Notify crime victims of all court proceedings.
- Assert and uphold crime victims' rights.
- Provide advocacy services and resource referrals to community partners.

FUNDING SOURCES

- This grant funds 1.25 FTE with federal pass through funds from the Oregon Department of Justice Crime Victim and Survivor Services Division.

REVENUE & EXPENDITURE SUMMARY

VOCA Grant Expenses & Revenues

	ACTUALS			FY24 ADOPTED BUDGET	FY 25 ADOPTED BUDGET	\$ Variance	% Change
	FY2021	FY2022	FY2023	FY2024	FY2025		
Revenues							
Beginning Balance	-	-	-	-	\$0	\$0	-
Intergovernmental - Federal	\$80,546	\$42,558	\$123,873	\$141,700	\$122,544	-\$19,156	-16%
REVENUES TOTAL	\$80,546	\$42,558	\$123,873	\$141,700	\$122,544	-\$19,156	-16%
Expenses							
Elected Officials	-	-	-	-	\$0	\$0	-
Non-Represented	\$66,696	\$70,794	\$72,734	\$74,743	\$78,116	\$3,373	4%
Represented	-	\$11,784	\$39,644	\$41,942	\$29,647	-\$12,295	-41%
Part Time	\$30,047	\$2,031	-	-	\$12,968	\$12,968	100%
Holiday & Special Rate Pay	-	-	-	-	\$0	\$0	-
Overtime	-	-	-	-	\$0	\$0	-
Retirement	\$7,963	\$9,701	\$12,879	\$13,375	\$12,394	-\$981	-8%
Insurance	\$20,423	\$29,033	\$41,838	\$47,045	\$39,421	-\$7,624	-19%
Other Personnel Expenses	\$9,378	\$8,404	\$9,809	\$11,432	\$9,962	-\$1,470	-15%
PS Budget Adjustments	-	-	-	-	\$0	\$0	-
Office Expense	-	-	-	\$700	\$0	-\$700	-
Other Contract Services	-	\$223	-	-	\$0	\$0	-
Training & Professional Development	\$369	\$1,125	\$2,104	\$2,000	\$0	-\$2,000	-
Travel	-	-	\$5,187	\$10,000	\$0	-\$10,000	-
Internal Service Charges	-	\$400	\$503	\$569	\$1,588	\$1,019	64%
EXPENSES TOTAL	\$134,875	\$133,496	\$184,697	\$201,806	\$184,096	-\$17,710	-10%
Revenues less Expenses	-\$54,329	-\$90,938	-\$60,824	-\$60,106	-\$61,552	-	-

RECENT ACCOMPLISHMENTS

- From October 1, 2022, to September 30, 2023, the CFA Grant funded services for 945 victims of crime in the county. A total of 8,334 services were provided by the grant-funded victims' assistants and victims' advocates. Our District Attorney's Office Victims' Assistance Program served a total of 3,370 individual victims of crime and provided 29,766 crime victim services.
- Maintained a restitution clerk whose sole focus is on ensuring crime victims are adequately compensated for economic loss as a result of the crime(s) committed against them.
- Provided support to victims from a significant backlog of sexual abuse cases that had languished in review status for over five years, some over ten years. Worked with victims who finally had an opportunity to be heard and feel justice after feeling like no one cared about what had happened to them.

GOALS & OBJECTIVES

- Hold an annual victims' rights fundraiser to generate additional revenue sources so we can continue to provide crime victims with needed services to navigate through the criminal justice system.
- Continue assisting victims from the backlog of sexual abuse cases through trial, while still providing services to new victims.
- Implement a volunteer advocate program. Partner with Pet Partners to have therapy dogs regularly accompany victims during trial prep, trial, and other traumatic hearings.
- Continue locating victims of cases that returned for appellate reasons, some over twenty-years old. Assist those victims processing trauma another time through re-trials and/or sentencing hearings.

DEPARTMENT METRICS

- From October 1, 2022, to September 30, 2023, the CFA Grant funded services for 945 victims of crime in the county. A total of 8,334 services were provided by the grant-funded victims' assistants and victims' advocates. Our District Attorney's Office Victims' Assistance Program served a total of 3,370 individual victims of crime and provided 29,766 crime victim services.

WORKFORCE SUMMARY

VOCA Grant

DEPARTMENT	FY2024	FY2025
FTE		
VOCA GRANT	1.75	1.5
FTE	1.75	1.5



"My Sister's Place" Grant

BUDGET ORG

Fund: 101 General Fund
Dept: 142 My Sister's Place Grant
Category: Public Safety

KEY STAFF

Lanee Danforth, Elected District Attorney
Martin Bennett, District Attorney Investigator

OVERVIEW

This rural grant funds an Investigator position in the District Attorney's Office whose sole focus is on the investigation and successful prosecution of criminal cases involving domestic violence, child abuse, sexual assault, teen / dating violence, human trafficking, and stalking. The District Attorney's Office Investigator conducts follow-up interviews with crime victims and witnesses and provides assistance to prosecutors as necessary. In addition, the District Attorney's Office Investigator funded through the rural grant participates in multidisciplinary teams including the Domestic Abuse Response Team, Child Abuse Multidisciplinary Team, and the Human Trafficking Task Force.

MAJOR ACTIVITIES

- Conducts follow up investigation in child abuse, domestic violence, sexual assault, human trafficking, and stalking cases.
- Participates in a variety of multidisciplinary team meetings to ensure best practice and facilitate communication between community partners.
- Attends child forensic interviews at the Children's Advocacy Center.

FUNDING SOURCES

- Federal grant funds passed through My Safe Place and discretionary funds from the Children's Advocacy Center of Lincoln County

REVENUE & EXPENDITURE SUMMARY

"My Sister's Place" Grant Expenses & Revenues

	ACTUALS			FY24 ADOPTED BUDGET	FY 25 ADOPTED BUDGET		
	FY2021	FY2022	FY2023	FY2024	FY2025	\$ Variance	% Change
Revenues							
Intergovernmental - Federal	\$116,019	\$93,216	\$101,397	\$99,999	\$104,299	\$4,300	4%
REVENUES TOTAL	\$116,019	\$93,216	\$101,397	\$99,999	\$104,299	\$4,300	4%
Expenses							
Elected Officials	-	-	-	-	\$0	\$0	-
Non-Represented	-	-	-	-	\$0	\$0	-
Represented	\$81,450	\$82,401	\$64,639	\$66,430	\$68,427	\$1,997	3%
Holiday & Special Rate Pay	-	-	-	-	\$0	\$0	-
Overtime	-	-	-	-	\$0	\$0	-
Retirement	\$8,960	\$9,064	\$7,110	\$7,307	\$7,527	\$220	3%
Insurance	\$19,666	\$20,202	\$15,719	\$17,826	\$17,896	\$70	0%
Other Personnel Expenses	\$10,951	\$10,464	\$6,850	\$8,436	\$7,948	-\$488	-6%
PS Budget Adjustments	-	-	-	-	\$0	\$0	-
Internal Service Charges	-	\$275	\$288	\$244	\$1,044	\$800	77%
EXPENSES TOTAL	\$121,026	\$122,406	\$94,606	\$100,243	\$102,842	\$2,599	3%
Revenues less Expenses	-\$5,007	-\$29,190	\$6,792	-\$244	\$1,457	-	-

RECENT ACCOMPLISHMENTS

- The District Attorney's Office Investigator spent a significant amount of time reviewing child and adult sexual abuse cases that were referred to the District Attorney's Office many years ago but were never prosecuted. Through his hard work and dedication, criminal charges have been filed in several of those cases, resulting in lengthy prison sentences for our most dangerous offenders.
- The District Attorney's Office Investigator implemented a system to ensure that our most serious person crime cases involving domestic and sexual violence are reviewed in a timely manner so there is no backlog. Crime victims now receive swift access to justice and the community is protected from violent offenders.
- There has been an increase of strangulation in domestic violence cases and the District Attorney's Office Investigator has implemented a lethality assessment and questionnaire used to review with crime victims to both educate them on the dangers of strangulation, ensure they receive medical attention if needed, and use the information gathered during the interview to help bolster and strengthen the prosecution of these challenging cases.

GOALS & OBJECTIVES

- Offer training to local law enforcement on specific topics such as strangulation, the cycle of domestic violence, and the sexual abuse and exploitation of children. Additionally, act as a resource for local law enforcement agencies investigating those cases.
- Continue to investigate human trafficking in Lincoln County resulting in successful prosecution.
- Locate and apprehend suspects who have absconded from the court system after being charged with domestic violence and /or child abuse crimes to ensure crime victims receive justice and the community is protected from future harm.

DEPARTMENT METRICS

- From October 1, 2022 to September 30, 2023, the grant-funded Investigator provided follow-up investigation for 74 sexual assault cases and 110 domestic violence or dating violence cases, in addition to performing domestic violence / sexual assault child witness interviews, reviewing domestic and sexual violence cases, and completing lethality assessments.

WORKFORCE SUMMARY

My Sister's Place Grant

DEPARTMENT	FY2024	FY2025
FTE		
MY SISTER'S PLACE GRANT	0.75	0.75
FTE	0.75	0.75



Sheriff's Office Administration

BUDGET ORG

Fund: 101 General Fund
Dept: 204 Sheriff's Office Administration
Category: Public Safety

KEY STAFF

Sheriff Curtis Landers (Elected Official)
Adam Shanks, Administrative Lieutenant
Jessica Palma, Executive Assistant
Brittney Hillman, Administrative Assistant

OVERVIEW

Sheriff Administration provides professional administrative support to our sheriff's office team members who consistently invest available resources toward producing effective public safety outcomes in and for our community. This department is committed to the safety and wellness of our employees and community members. It is responsible for budget development and oversight as well as policy and procedure. Sheriff Administration promotes creativity, innovation, and professionalism. We strive to consistently and responsibly invest public resources entrusted to us.

MAJOR ACTIVITIES

- Oversee Sheriff's Office Operations which include Patrol and Investigations, Marine Patrol, Forest Patrol, School Resource, Jail, Support Services, Animal Shelter, and Emergency Management
- Development and Administration of Policies, Procedures, and Directives; Grant Funding; and Sheriff's Office Safety and Wellness Programs
- Public Information, Communications, Information Dissemination
- Employee Onboarding and Acquisition and Distribution of all Job-Related Uniforms and Equipment for Team Members
- Partnerships with Local Public Safety Agencies and other Resource Agencies, Including Private Entities

FUNDING SOURCES

- General Fund

REVENUE & EXPENDITURE SUMMARY

Sheriff's Office Admini Expenses & Revenues

	ACTUALS			FY24 ADOPTED BUDGET	FY 25 ADOPTED BUDGET	\$ Variance	% Change
	FY2021	FY2022	FY2023	FY2024	FY2025		
Revenues							
Beginning Balance	-	-	-	-	\$0	\$0	-
Intergovernmental - Local	-	-	-	\$20,000	\$0	-\$20,000	-
Permits & Fees	-	\$76,350	-	-	\$0	\$0	-
REVENUES TOTAL	-	\$76,350	-	\$20,000	\$0	-\$20,000	-
Expenses							
Elected Officials	\$120,684	\$123,467	\$124,259	\$142,432	\$142,421	-\$11	0%
Non-Represented	\$164,980	\$174,970	\$236,752	\$289,027	\$291,756	\$2,729	1%
Represented	-	-	-	-	\$0	\$0	-
Part Time	-	-	-	-	\$0	\$0	-
Holiday & Special Rate Pay	\$2,520	\$2,625	\$2,890	\$3,120	\$3,120	\$0	0%
Overtime	\$240	\$170	-	-	\$0	\$0	-
Retirement	\$54,827	\$58,217	\$65,177	\$78,797	\$78,054	-\$743	-1%
Insurance	\$45,483	\$49,136	\$53,315	\$69,358	\$89,835	\$20,477	23%
Other Personnel Expenses	\$39,628	\$36,990	\$38,131	\$45,903	\$47,128	\$1,225	3%
PS Budget Adjustments	-	-	-	-	\$0	\$0	-
Furniture & Equipment <\$10K	\$2,134	\$3,556	\$4,021	\$5,000	\$5,000	\$0	0%
Office Expense	\$87,926	\$98,666	\$99,349	\$77,500	\$80,500	\$3,000	4%
Other Contract Services	\$28,633	\$47,234	\$54,092	\$85,000	\$230,647	\$145,647	63%
Program Expenses	\$4,195	\$4,580	\$5,516	\$5,500	\$3,000	-\$2,500	-83%
Training & Professional Development	\$1,625	\$1,635	\$3,807	\$5,500	\$5,500	\$0	0%
Travel	\$316	\$2,177	\$3,957	\$4,000	\$4,000	\$0	0%
Internal Service Charges	\$4,771	\$5,898	\$7,184	\$8,170	\$29,519	\$21,349	72%
EXPENSES TOTAL	\$557,963	\$609,320	\$698,450	\$819,307	\$1,010,480	\$191,173	19%
Revenues less Expenses	-\$557,963	-\$532,970	-\$698,450	-\$799,307	-\$1,010,480	-	-

RECENT ACCOMPLISHMENTS

- Completed our 4th annual Citizen Academy
- Participated in multiple resource café community events with our Latino Community for Spanish and Mam speakers
- Peer Support Team members successfully completed all necessary training to move forward with official team activations and responses for Sheriff's Office members
- Coordinated multiple hiring events to expedite the hiring and onboarding process for our certified patrol and corrections positions

GOALS & OBJECTIVES

- Begin production of Sheriff's Office Podcast Channel with newly purchased recording equipment for Public and Community Information Sharing
- Continue hiring events with emphasis on recruitment for vacant positions
- Continue focus areas on employee wellness with an emphasis on reducing risk of on the job injuries

DEPARTMENT METRICS

- Sheriff's Office workforce has an annual attrition rate of 10-20%. Onboarding, processing, and equipping 10-20 employees per year with extensive job training is an essential function that requires efficiency to maintain high service levels for our citizens In 2023 we successfully onboarded seven new employees and transferred or promoted four additional employees
- Sheriff's Administration is responsible for maintaining Annual Training Plans for all team members and ensuring annual required maintenance training, including legislative updates and use of force updates, is disseminated and best practices are followed
- Sheriff's Administration is responsible for ensuring employee wellness is a priority within the Sheriff's Office. This department coordinated the development of a Peer Support Team available to all members of the
- Sheriff's Office and ensured all team members received required training need to be recognized as an official team
- Sheriff's Administration provides regular policy and procedural updates to all staff, many of which include legislative updates and mandates for law enforcement best practices
- Sheriff's Administration coordinated their 4th annual citizen academy to better inform citizens who take an active role in learning and understanding local government and specifics related to their primary public safety provider

WORKFORCE SUMMARY

DEPARTMENT	FY2024	FY2025
FTE		
SHERIFF'S OFFICE ADMINISTRATION	4	4
FTE	4	4

SUPPLEMENTAL INFORMATION

[Organizational Chart](#)
[2023 Annual Report](#)



Stepping Up Initiative Grant

BUDGET ORG

Fund: 101 General Fund
Dept: 205 Stepping Up Initiative Grant
Category: Public Safety

KEY STAFF

Sheriff Curtis Landers (Elected Official)
Lieutenant Jamie Russell, Jail Commander
Amy Yates, Pretrial Justice/Adults in Custody Counselor
Lieutenant Adam Shanks, (Grant Administration)

OVERVIEW

This department was generated for federal grant revenue which supports services and workforce wages assigned to the pretrial services and Adults in Custody counselor teams. This department funds one (1) FTE counselor position primarily focused on Screening, Brief Intervention, and Referral to Treatment (SBIRT) services of Adults in Custody This program represents an innovative, evidence-based approach to addressing substance use with Adults in Custody in the Lincoln County Jail. The department also funds ancillary needs and services for, as well as tracking/monitoring of, pretrial clients released from custody and awaiting trial.

MAJOR ACTIVITIES

SBIRT Counselor Services:

- Meet with Adults in Custody on an individual basis and in groups to provide mental health and substance abuse therapy
- Screen and assess all Adults in Custody booked into the Lincoln County Jail for drug and alcohol risk
- Make referrals for Adults in Custody who test positive with severe risk outcome on screening tool to outpatient community treatment providers

Pretrial Services:

- Pretrial Services Team comprised of (2) FTEs screens and assesses all Adults in Custody for eligibility of pretrial release and makes recommendations for release to courts during arraignment hearings
- Case manage approximately 550 clients on pretrial release
- Work with pretrial clients to overcome housing/transportation/communication/other barriers to ensure positive outcomes through and compliance with court processes until case adjudication

FUNDING SOURCES

- Comprehensive Opioid, Stimulant, and Substance Abuse Program (COSSAP) of the Bureau of Justice Assistance (Federal Grant Revenue)

REVENUE & EXPENDITURE SUMMARY

Stepping Up Initiative Grant Expenses & Revenues

	ACTUALS			FY24 ADOPTED BUDGET	FY 25 ADOPTED BUDGET	\$ Variance	% Change
	FY2021	FY2022	FY2023	FY2024	FY2025		
Revenues							
Intergovernmental - Federal	\$233,929	\$203,315	\$151,786	\$228,186	\$265,949	\$37,763	14%
REVENUES TOTAL	\$233,929	\$203,315	\$151,786	\$228,186	\$265,949	\$37,763	14%
Expenses							
Elected Officials	-	-	-	-	\$0	\$0	-
Non-Represented	-	-	-	-	\$0	\$0	-
Represented	\$74,084	\$78,326	\$81,320	\$88,013	\$97,105	\$9,092	9%
Holiday & Special Rate Pay	\$600	\$625	\$575	\$600	\$600	\$0	0%
Overtime	\$1,637	\$479	\$217	-	\$0	\$0	-
Retirement	\$8,395	\$8,792	\$9,032	\$9,749	\$10,748	\$999	9%
Insurance	\$17,582	\$18,960	\$18,794	\$21,428	\$21,518	\$90	0%
Other Personnel Expenses	\$10,528	\$10,424	\$9,349	\$10,917	\$11,343	\$426	4%
PS Budget Adjustments	-	-	-	-	\$0	\$0	-
Office Expense	-	\$8	-	-	\$3,510	\$3,510	100%
Other Contract Services	\$76,679	\$71,047	\$66,730	\$70,000	\$80,000	\$10,000	13%
Program Expenses	\$98,552	\$35,915	\$37,546	\$30,000	\$40,000	\$10,000	25%
Training & Professional Development	-	\$5,545	-	-	\$0	\$0	-
Travel	-	\$1,183	-	-	\$0	\$0	-
Internal Service Charges	\$300	\$300	\$288	\$325	\$1,125	\$800	71%
EXPENSES TOTAL	\$288,357	\$231,604	\$223,850	\$231,032	\$265,949	\$34,917	13%
Revenues less Expenses	-\$54,428	-\$28,289	-\$72,064	-\$2,846	\$0	-	-

RECENT ACCOMPLISHMENTS

- Provide brief intervention for nearly 95% of eligible people brought into custody who screen positive with moderate risk on the SBIRT screening tool each grant year as evidenced by clinical records.
- Provide brief treatment for nearly 80% of eligible people who screen positive with a moderate to high-risk screening outcome on the Drug Abuse Screening Test (DAST) and the Alcohol Screening Test (AUDIT) tool each grant year as evidence by clinical records.
- Refer an estimated 75% of people who screen positive with a Severe risk outcome on SBIRT screening tool to an outpatient community treatment provider each grant year as evidenced by clinical records. Outputs/deliverables: number of people screened, number of eligible people provided brief intervention, number of eligible people provided brief treatment, number of eligible people referred to a community treatment provider.
- Maintained a 15% fail to appear rate in the second half of FY23 for court appearances
- Reduced force/early release of Adults in Custody from 111 in 2022 to 21 in 2023.

GOALS & OBJECTIVES

- Reduce barrier of the counselors to screen some adults in custody who are under the influence of alcohol/drugs and must detox prior to screening who are released prior to detox and completion of screening. Procedures are underway to capture these subjects
- Increase referral rate of in-custody clients to outpatient treatment partners/providers in the community once they are released
- Secure future funding federal grant funding for continued services for in-custody clients

DEPARTMENT METRICS

SBIRT Services:

- Prior to the implementation of SBIRT Counselor Services in August of 2022, no Adults in Custody were provided SBRT interventions when booked into the Lincoln County Jail. With this grand funding and the addition of one counselor, the County is providing brief interventions to all Adults in Custody booked into the jail facility.
- With SBIRT interventions in place, the County has been able to identify and make referrals to two primary community providers for eligible Adults in Custody who screen positive with a moderate to high-risk screening outcome for alcohol and/or drug abuse

Pretrial Services:

- With this funding source, the County is able to effectively impact our jail population by reducing the number of force/early releases from custody through assessment/monitoring and delivery of essential services and resources for pretrial clients awaiting trial.
- With this funding source, the County has maintained court fail to appear rates at 15% through effective assessment/monitoring and delivery of essential services resources for pretrial clients awaiting trial.

WORKFORCE SUMMARY

DEPARTMENT	FY2024	FY2025
FTE		
STEPPING UP INITIATIVE GRANT	1	1
FTE	1	1

SUPPLEMENTAL INFORMATION

2023 Annual Report



Sheriff's Support Services

BUDGET ORG

Fund: 101 General Fund
Dept: 206 Sheriff's Support Services
Category: Public Safety

KEY STAFF

Sheriff Curtis Landers (Elected Official)
Lisa Combs, Support Services Director

OVERVIEW

The Support Services Division of the Sheriff's Office provides services to the public in the areas of civil process service and enforcement of court orders, concealed handgun licensing, public records requests, short term rental licensing, fingerprinting, and sex offender registration. The division processes and disseminates police records to other public agencies for the purposes of criminal justice administration, including prosecution and adjudication. We are responsible for safeguarding evidence, found property, relinquished property, and property held as safekeeping.

MAJOR ACTIVITIES

- Concealed Handgun Licensing Program
- Civil Process Service and Court Orders
- Police Record Processing and Public Records
- Property and Evidence Management
- Short Term Rental Licensing Program

FUNDING SOURCES

- General Fund
- Concealed Handgun Licensing Fees
- Civil Fees
- Short Term Rental Licensing Fees
- Other Miscellaneous Fees (public records requests, fingerprinting, etc.)

REVENUE & EXPENDITURE SUMMARY

Sheriff's Support Services Expenses & Revenues

	ACTUALS			FY24 ADOPTED BUDGET	FY 25 ADOPTED BUDGET	\$ Variance	% Change
	FY2021	FY2022	FY2023	FY2024	FY2025		
Revenues							
Charges For Services	-	-	-	\$24,000	\$18,000	-\$6,000	-33%
Intergovernmental - Local	-	-	-	\$36,000	\$27,000	-\$9,000	-33%
Miscellaneous	\$1,338	\$1,080	\$61	-	\$0	\$0	-
Permits & Fees	\$107,416	\$121,577	\$224,035	\$195,700	\$295,700	\$100,000	34%
REVENUES TOTAL	\$108,754	\$122,657	\$224,096	\$255,700	\$340,700	\$85,000	25%
Expenses							
Elected Officials	-	-	-	-	\$0	\$0	-
Non-Represented	\$86,856	\$91,765	\$91,290	\$103,219	\$114,938	\$11,719	10%
Represented	\$304,499	\$263,097	\$322,043	\$351,300	\$384,670	\$33,370	9%
Part Time	\$541	\$2,160	-	-	\$0	\$0	-
Holiday & Special Rate Pay	\$3,900	\$6,137	\$6,801	\$4,200	\$4,200	\$0	0%
Overtime	\$3,839	\$4,205	\$842	-	\$0	\$0	-
Retirement	\$44,441	\$41,010	\$46,802	\$51,013	\$55,959	\$4,946	9%
Insurance	\$112,079	\$118,395	\$126,284	\$143,044	\$143,269	\$225	0%
Other Personnel Expenses	\$53,313	\$46,906	\$47,370	\$56,477	\$58,477	\$2,000	3%
PS Budget Adjustments	-	-	-	-	\$0	\$0	-
Furniture & Equipment <\$10K	\$772	\$1,368	\$3,254	\$3,500	\$3,000	-\$500	-17%
Office Expense	\$28,984	\$32,194	\$34,551	\$32,150	\$34,590	\$2,440	7%
Other Contract Services	\$12,104	\$7,383	\$33,418	\$98,100	\$118,691	\$20,591	17%
Program Expenses	\$6,513	\$5,641	\$3,906	\$5,500	\$5,200	-\$300	-6%
Training & Professional Development	\$1,070	\$934	\$1,280	\$1,600	\$1,600	\$0	0%
Travel	\$0	\$1,686	\$1,190	\$3,000	\$2,500	-\$500	-20%
Capital Expenditures	-	-	-	-	\$10,000	\$10,000	100%
Internal Service Charges	\$2,100	\$1,846	\$2,000	\$16,958	\$6,475	-\$10,483	-162%
EXPENSES TOTAL	\$661,010	\$624,727	\$721,033	\$870,061	\$943,569	\$73,508	8%
Revenues less Expenses	-\$552,256	-\$502,070	-\$496,937	-\$614,361	-\$602,869	-	-

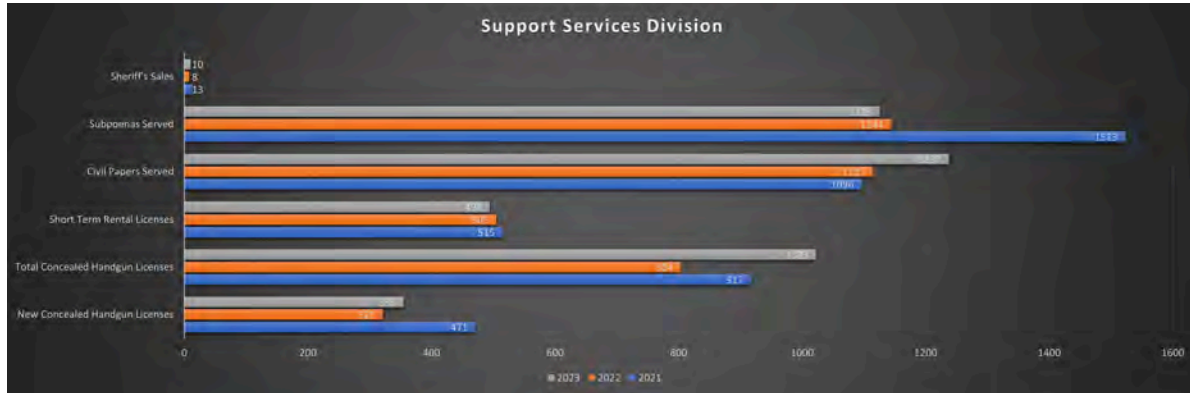
RECENT ACCOMPLISHMENTS

- Hosted crime scene investigations and management course to bring more training opportunities to local police agencies.
- Reduced wait times for concealed handgun licensing appointments from three months to immediate availability.

GOALS & OBJECTIVES

- Implement new records management system (Mark43) to improve operational efficiencies and investigative effectiveness.
- Be prepared to implement requirements of Ballot Measure 114 regarding permits-to-purchase a firearm.
- Research concealed handgun licensing software to streamline processes for both citizens and support services division.

DEPARTMENT METRICS



WORKFORCE SUMMARY

DEPARTMENT	FY2024	FY2025
FTE		
SHERIFF'S SUPPORT SERVICES	7	7
FTE	7	7

SUPPLEMENTAL INFORMATION

Support Services Division
2023 Annual Report



Patrol & Investigations

BUDGET ORG

Fund: 101 General Fund
Dept: 210 Patrol & Investigations
Category: Public Safety

KEY STAFF

Sheriff Curtis Landers (Elected Official)
Lieutenant Karl Vertner, Patrol Commander

OVERVIEW

It is the mission of the Lincoln County Sheriff's Office Patrol Division to enhance the public safety, reduce the fear and impact of crime, and improve the quality of life for the community and visitors. This is achieved by providing accredited police public safety services in the form of law enforcement patrol services, criminal investigations, and community partnerships.

MAJOR ACTIVITIES

- Criminal Investigations
- Traffic Enforcement
- Civil Process Service
- Search and Rescue

FUNDING SOURCES

- General Fund
- Contracts with Municipalities or Special Taxing Districts

REVENUE & EXPENDITURE SUMMARY

Patrol & Investigations Expenses & Revenues

	ACTUALS			FY24 ADOPTED BUDGET		FY 25 ADOPTED BUDGET		
	FY2021	FY2022	FY2023	FY2024	FY2025	\$ Variance	% Change	
Revenues								
Charges For Services	\$341,214	\$318,764	\$334,982	\$334,831	\$374,118	\$39,287	11%	
Fines	\$63,677	\$69,464	\$60,511	\$40,000	\$40,000	\$0	0%	
Intergovernmental - Federal	\$11,623	\$10,805	\$6,568	\$5,000	\$7,500	\$2,500	33%	
Intergovernmental - Local	\$306,437	\$337,183	\$525,418	\$559,246	\$593,427	\$34,181	6%	
Intergovernmental - Other	-	\$32,833	-	-	\$0	\$0	-	
Intergovernmental - State	\$2,656	\$14,645	-	-	\$0	\$0	-	
Miscellaneous	\$400	-	-	-	\$0	\$0	-	
Permits & Fees	\$1,938	\$1,875	\$2,188	\$1,000	\$1,000	\$0	0%	
REVENUES TOTAL	\$727,943	\$785,568	\$929,666	\$940,077	\$1,016,045	\$75,968	7%	
Expenses								
Elected Officials	-	-	-	-	\$0	\$0	-	
Non-Represented	\$587,577	\$492,552	\$470,759	\$686,108	\$697,157	\$11,049	2%	
Represented	\$1,426,501	\$1,350,275	\$1,457,226	\$1,709,229	\$1,887,760	\$178,531	9%	
Part Time	\$25,863	\$40,814	\$11,910	\$23,847	\$25,098	\$1,251	5%	
Holiday & Special Rate Pay	\$111,297	\$121,241	\$127,606	\$17,400	\$138,720	\$121,320	87%	
Overtime	\$311,958	\$290,193	\$221,756	\$150,983	\$306,787	\$155,804	51%	
Retirement	\$461,983	\$491,917	\$447,787	\$557,844	\$582,014	\$24,170	4%	
Insurance	\$496,666	\$452,669	\$494,633	\$646,921	\$675,409	\$28,488	4%	
Other Personnel Expenses	\$334,819	\$295,351	\$258,686	\$286,594	\$302,129	\$15,535	5%	
PS Budget Adjustments	-	-	-	-	\$0	\$0	-	
Client Services	-	-	-	\$1,000	\$1,000	\$0	0%	
Furniture & Equipment <\$10K	\$168,237	\$128,725	\$200,750	\$145,500	\$165,500	\$20,000	12%	
Office Expense	\$10,846	\$18,293	\$36,053	\$36,900	\$58,944	\$22,044	37%	
Other Contract Services	\$47,956	\$66,557	\$47,690	\$656,971	\$557,158	-\$99,813	-18%	
Program Expenses	\$89,388	\$72,234	\$81,933	\$68,700	\$61,100	-\$7,600	-12%	
Rent & Facilities Expense	\$4,049	-	-	\$1,250	\$1,250	\$0	0%	
Training & Professional Development	\$7,649	\$9,375	\$20,446	\$16,500	\$16,500	\$0	0%	
Travel	\$6,882	\$5,006	\$14,061	\$24,000	\$24,000	\$0	0%	
Capital Expenditures	\$8,663	-	-	-	\$0	\$0	-	
Internal Service Charges	\$356,767	\$402,712	\$484,057	\$554,529	\$714,087	\$159,558	22%	
EXPENSES TOTAL	\$4,457,102	\$4,237,915	\$4,375,354	\$5,584,276	\$6,214,613	\$630,337	10%	
Revenues less Expenses	-\$3,729,158	-\$3,452,347	-\$3,445,688	-\$4,644,199	-\$5,198,568	-	-	

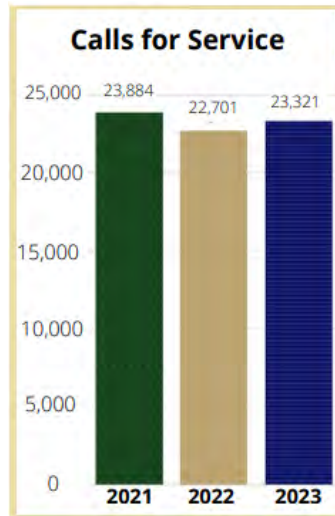
RECENT ACCOMPLISHMENTS

- Completed remodel of patrol room
- Re-Accredited through Oregon Accreditation Alliance

GOALS & OBJECTIVES

- Work collaboratively with community partners, citizen and local governments to make Lincoln County a safe and desirable place to live.
- Stay on the forefront of law enforcement policy and procedures through providing and receiving training.
- Promote third Detective
- Promote fifth Patrol Sergeant

DEPARTMENT METRICS



WORKFORCE SUMMARY


DEPARTMENT	FY2024	FY2025
FTE		
PATROL & INVESTIGATIONS	29	29
FTE	29	29

SIGNIFICANT CHANGES

- Acquired Axon Fleet 3 for patrol vehicle camera system.
- Still observing "Reduced Services" to low-level, non-emergency calls for service outside of contracted areas.

SUPPLEMENTAL INFORMATION

[Patrol Division](#)
[2023 Annual Report](#)



Marine Patrol

BUDGET ORG

Fund: 101 General Fund
Dept: 211 Marine Patrol
Category: Public Safety

KEY STAFF

Sheriff Curtis Landers (Elected Official)
Lieutenant Karl Vertner, Patrol Commander
Sergeant Rick Ballentine, Program Manager

OVERVIEW

The Lincoln County Sheriff's Office Marine Patrol provides services to the recreational waters in Lincoln County by enforcing boating laws, Fish and Game laws, and traffic laws performed by our road patrol deputies. Our Marine Program provides water safety classes to youth in partnership with the Lincoln County School District. The Marine Program is primarily funded by funds from the Oregon State Marine Board.

MAJOR ACTIVITIES

- Motorized and Non-Motorized boating safety
- Abandoned/Derelict Vessels
- Water Safety/Educational Presentations

FUNDING SOURCES

- Oregon State Marine Board
- General Fund

REVENUE & EXPENDITURE SUMMARY

Marine Patrol Expenses & Revenues

	ACTUALS			FY24 ADOPTED BUDGET	FY 25 ADOPTED BUDGET	\$ Variance	% Change
	FY2021	FY2022	FY2023	FY2024	FY2025		
Revenues							
Intergovernmental - Federal	\$229,345	\$182,237	\$229,975	\$242,749	\$242,732	-\$17	0%
REVENUES TOTAL	\$229,345	\$182,237	\$229,975	\$242,749	\$242,732	-\$17	0%
Expenses							
Elected Officials	-	-	-	-	\$0	\$0	-
Non-Represented	-	-	-	-	\$0	\$0	-
Represented	\$119,701	\$136,708	\$143,193	\$159,217	\$174,522	\$15,305	9%
Part Time	\$7,022	\$5,591	\$3,040	\$24,148	\$24,276	\$128	1%
Holiday & Special Rate Pay	\$7,211	\$8,361	\$6,679	-	\$10,350	\$10,350	100%
Overtime	\$11,284	\$3,733	\$7,702	\$8,696	\$11,981	\$3,285	27%
Retirement	\$24,130	\$23,645	\$34,370	\$37,846	\$41,769	\$3,923	9%
Insurance	\$45,767	\$49,542	\$48,691	\$55,391	\$55,531	\$140	0%
Other Personnel Expenses	\$22,435	\$21,036	\$18,841	\$19,600	\$20,398	\$798	4%
PS Budget Adjustments	-	-	-	-	\$0	\$0	-
Furniture & Equipment <\$10K	\$26,433	\$595	\$5,266	\$4,500	\$4,500	\$0	0%
Office Expense	\$510	\$478	\$527	\$475	\$500	\$25	5%
Other Contract Services	\$37	\$354	\$1,318	\$1,000	\$1,000	\$0	0%
Program Expenses	\$2,285	\$1,041	\$3,787	\$2,750	\$3,000	\$250	8%
Training & Professional Development	-	-	-	\$750	\$750	\$0	0%
Travel	\$627	\$501	\$1,277	\$3,000	\$2,999	-\$1	0%
Internal Service Charges	\$29,524	\$27,164	\$27,926	\$31,925	\$50,348	\$18,423	37%
EXPENSES TOTAL	\$296,965	\$278,750	\$302,617	\$349,298	\$401,924	\$52,626	13%
Revenues less Expenses	-\$67,620	-\$96,512	-\$72,643	-\$106,549	-\$159,192	-	-

RECENT ACCOMPLISHMENTS

- Removed 13 abandoned/derelict vessels from Yaquina Bay
- Instructed water safety programs in school programs in Lincoln County
- Organized and completed boating saturation patrols in Lincoln County with the assistance of Clackamas, Klamath, Linn, Tillamook Counties.

GOALS & OBJECTIVES

- Continue water and boat safety education for users of waterways in Lincoln County
- Continue partnership with United States Coast Guard for dual response and collaborative training
- Reduce environmental impact of abandoned/derelict vessels on waters and land in Lincoln County

DEPARTMENT METRICS

- 776 Water patrol hours
- 1291 Shore patrol hours
- 2149 Boat safety inspections
- 945 Non-motorized boat safety inspections

WORKFORCE SUMMARY

DEPARTMENT	FY2024	FY2025
FTE		
MARINE PATROL	2	2
FTE	2	2

SUPPLEMENTAL INFORMATION

2023 Annual Report



Solid Waste/Forest Enforcement Contract

BUDGET ORG

Fund: 101 General Fund
Dept: 285 Solid Waste / Forest Contract
Category: Public Safety

KEY STAFF

Sheriff Curtis Landers (Elected Official)
Lieutenant Karl Vertner, Patrol Commander
Paul Seitz, Solid Waste Manager

OVERVIEW

The Lincoln County Sheriff's Office Forest Patrol Program focuses on crimes related to Trespass, Theft, Vandalism, and Littering upon public and private lands within Lincoln County in addition to criminal and traffic laws as performed by patrol deputies. This program is funded by two partnerships: Lincoln County Solid Waste and Association of Concerned Landowners (Private Timberland Owners).

MAJOR ACTIVITIES

- Law Enforcement related to public and private timberlands in Lincoln County
- Search and Rescue
- Abandoned Motorhome/Travel Trailers/boat abatement throughout public and private lands

FUNDING SOURCES

- Contracts with Lincoln County Solid Waste
- Association Of Concerned Landowners (Private Timberland Owners)
- General Fund

REVENUE & EXPENDITURE SUMMARY

Solid Waste/Forest Contract Expenses & Revenues

	ACTUALS			FY24 ADOPTED BUDGET		FY 25 ADOPTED BUDGET		
	FY2021	FY2022	FY2023	FY2024	FY2025	\$ Variance	% Change	
Revenues								
Charges For Services	\$123,292	\$75,996	\$159,811	\$159,711	\$218,716	\$59,005	27%	
REVENUES TOTAL	\$123,292	\$75,996	\$159,811	\$159,711	\$218,716	\$59,005	27%	
Expenses								
Elected Officials	–	–	–	–	\$0	\$0	–	
Non-Represented	–	–	–	–	\$0	\$0	–	
Represented	\$68,172	\$41,521	\$77,191	\$96,321	\$103,349	\$7,028	7%	
Holiday & Special Rate Pay	\$5,128	\$3,991	\$4,038	–	\$4,800	\$4,800	100%	
Overtime	\$5,891	\$2,037	\$11,811	\$5,346	\$14,226	\$8,880	62%	
Retirement	\$15,650	\$10,523	\$25,847	\$22,896	\$30,457	\$7,561	25%	
Insurance	\$17,553	\$11,744	\$18,770	\$23,720	\$23,996	\$276	1%	
Other Personnel Expenses	\$10,951	\$6,222	\$10,360	\$11,875	\$12,071	\$196	2%	
PS Budget Adjustments	–	–	–	–	\$0	\$0	–	
Program Expenses	–	–	\$671	\$700	\$4,822	\$4,122	85%	
Travel	–	–	\$920	\$1,000	\$1,000	\$0	0%	
Internal Service Charges	\$300	\$162	\$10,926	\$1,325	\$23,995	\$22,670	94%	
EXPENSES TOTAL	\$123,645	\$76,200	\$160,535	\$163,183	\$218,716	\$55,533	25%	
Revenues less Expenses	-\$353	-\$204	-\$723	-\$3,472	\$0	–	–	

RECENT ACCOMPLISHMENTS

- Renewed Contract with Association of Concerned Landowners for dedicated funding
- New contract with United States Forest Service and Lincoln County Solid Waste for removal of vehicles from USFS Lands within Lincoln County
- Special County Wide funding agreement for removal of abandoned motorhomes, travel trailers and boats
- 32 abated solid waste investigations to include motorhomes, travel trailers, boats, and vehicles

GOALS & OBJECTIVES

- Enforce strict policy on abandoned motorhomes, travel trailer, and boat dumping in Lincoln County
- Attend monthly partnership meetings
- Work collectively and collaboratively with USFS to clean public lands free of large solid waste in Lincoln County

WORKFORCE SUMMARY

DEPARTMENT	FY2024	FY2025
FTE		
SOLID WASTE/FOREST CONTRACT	1	1
FTE	1	1

DEPARTMENT METRICS

- 290,648 acres of private timber land spread among 16 landowners

SUPPLEMENTAL INFORMATION

2023 Annual Report



Emergency Services

BUDGET ORG

Fund: 101 General Fund
Dept: 290 Emergency Services
Category: Public Safety

KEY STAFF

Sheriff Curtis Landers (Elected Official)
Adam Shanks, Administrative Lieutenant
Samantha Buckley, Emergency Manager

OVERVIEW

The Emergency Management Division (EM) prepares for, responds to, recovers from, and mitigates disasters, natural and manmade, for Lincoln County. This division supports the Sheriff's Office mission by providing staff support to the Sheriff and also to the Board of Commissioners during an emergency. EM works in partnership with Oregon Emergency Management for purposes of emergency response planning, identifying resources for emergencies, and coordinating responses to emergency events. EM also works in partnership with federal, state, regional, and local public safety responders, public health, hospitals, schools, public works, cities, and others to develop and train response plans and educate our citizens on emergency preparedness and response. Emergency Management Division is responsible for the Emergency Radio Communications System for Lincoln County emergency response agencies.

MAJOR ACTIVITIES

- Planning - Develop and maintain emergency operations center and supporting plans
- Training - Support National Incident Management System requirements
- Exercises - Develop and coordinate exercises to challenge plans
- Emergency Notification and Radio Systems - Maintain and promote
- Outreach - Develop and implement all hazards community events
- Partnerships - Sustain cooperator contact and resource rosters

FUNDING SOURCES

- General Fund
- Federal Emergency Management Program Grant (EMPG)

REVENUE & EXPENDITURE SUMMARY

Emergency Services Expenses & Revenues

	ACTUALS			FY24 ADOPTED BUDGET	FY 25 ADOPTED BUDGET	\$ Variance	% Change
	FY2021	FY2022	FY2023	FY2024	FY2025		
Revenues							
Intergovernmental - Federal	\$81,649	\$125,734	\$285,482	\$129,913	\$74,913	-\$55,000	-73%
Intergovernmental - Other	–	\$10,000	\$10,000	\$8,000	\$37,039	\$29,039	78%
REVENUES TOTAL	\$81,649	\$135,734	\$295,482	\$137,913	\$111,952	-\$25,961	-23%
Expenses							
Elected Officials	–	–	–	–	\$0	\$0	–
Non-Represented	\$87,882	\$96,331	\$96,186	\$101,657	\$95,964	-\$5,693	-6%
Represented	\$59,553	\$61,992	\$55,700	\$77,339	\$88,739	\$11,400	13%
Part Time	\$947	\$0	\$3,196	–	\$0	\$0	–
Holiday & Special Rate Pay	\$1,510	\$1,575	\$2,756	\$1,560	\$1,560	\$0	0%
Overtime	\$3,698	\$6,184	\$2,160	–	\$0	\$0	–
Retirement	\$17,331	\$18,942	\$17,776	\$20,406	\$21,029	\$623	3%
Insurance	\$31,648	\$34,708	\$33,304	\$39,950	\$43,776	\$3,826	9%
Other Personnel Expenses	\$21,370	\$19,698	\$14,108	\$17,302	\$19,424	\$2,122	11%
PS Budget Adjustments	–	–	–	–	\$0	\$0	–
Furniture & Equipment <\$10K	\$1,405	–	\$9,494	\$2,002	\$2,000	-\$2	0%
Office Expense	\$11,246	\$12,617	\$13,844	\$10,700	\$12,200	\$1,500	12%
Other Contract Services	\$24,659	\$6,037	\$20,471	\$7,000	\$9,999	\$2,999	30%
Program Expenses	\$57,311	\$170,625	\$6,410	\$72,800	\$85,839	\$13,039	15%
Training & Professional Development	\$400	\$502	\$2,095	\$2,400	\$2,000	-\$400	-20%
Travel	–	\$735	\$6,137	\$4,000	\$4,000	\$0	0%
Capital Expenditures	–	\$14,889	–	–	\$0	\$0	–
Internal Service Charges	\$4,217	\$11,695	\$7,707	\$12,801	\$12,275	-\$526	-4%
EXPENSES TOTAL	\$323,177	\$456,531	\$291,342	\$369,917	\$398,805	\$28,888	7%
Revenues less Expenses	-\$241,528	-\$320,797	\$4,140	-\$232,004	-\$286,853	–	–

RECENT ACCOMPLISHMENTS

- Completed the placement of Lincoln County Evacuation Assemble Point resources and hosted a 2-Day Drill.
- Hosted two wildfire tabletop activities for response and supporting cooperators, totaling 90 participants.
- Held 9 wildfire presentations throughout various communities in Lincoln County.

GOALS & OBJECTIVES

- Plans - Lincoln County Evacuation Plan Creation
- Public Safety Radios - Complete update to public safety radio
- Resources - Inventory warehouses and trailers and update digital inventory system

DEPARTMENT METRICS

- Completed nine presentations throughout Lincoln County to help community members better understand all hazard preparedness
- Assisted with succession planning and transfer of Public Health Emergency Preparedness duties to HHS, ultimately increasing the emergency management capacity for Lincoln County
- Managed a robust volunteer program committed to providing additional emergency management capacity throughout Lincoln County

WORKFORCE SUMMARY

DEPARTMENT	FY2024	FY2025
FTE		
EMERGENCY SERVICES	2	2
FTE	2	2

SIGNIFICANT CHANGES

In January 2024, the Public Health Preparedness Program (PHEP) duties were transferred to Lincoln County Public Health who now employes 1 FTE. This decreased the revenue for this department by \$45,000.

SUPPLEMENTAL INFORMATION

[2023 Annual Report](#)
[Emergency Management](#)



County Jail

BUDGET ORG

Fund: 101 General Fund
Dept: 610 County Jail
Category: Public Safety

KEY STAFF

Sheriff Curtis Landers (Elected Official)
Lieutenant Jamie Russell, Jail Commander

OVERVIEW

The Lincoln County Jail is committed to serving our community by providing a safe, secure and healthy environment where everyone is treated with dignity, empathy and respect. Our commitment is to do so with honor and integrity, while at all times conducting ourselves with the highest ethical standards to maintain public confidence. The Lincoln County Jail operates in compliance with all mandated standards as well as the Oregon Jail Standards. The Lincoln County Jail works closely with Lincoln County Behavioral Health, Lincoln County Public Health, City/County and State Law Enforcement agencies and coordinates with other counties/states regarding transportation of adults in custody.

MAJOR ACTIVITIES

- Jail intake/housing process
- Pretrial Release program
- Ensure overall safety of the facility, staff and adults in custody

FUNDING SOURCES

- General Fund
- State Funds - reimbursement costs

REVENUE & EXPENDITURE SUMMARY

County Jail Revenues & Expenses

	ACTUALS			FY24 ADOPTED BUDGET	FY 25 ADOPTED BUDGET		
	FY2021	FY2022	FY2023	FY2024	FY2025	\$ Variance	% Change
Revenues							
Intergovernmental - Federal	\$4,200	\$9,480	\$12,950	\$11,000	\$3,300	-\$7,700	-233%
Intergovernmental - Other	\$24,337	\$34,497	\$35,199	\$22,000	\$25,000	\$3,000	12%
Intergovernmental - State	\$439,899	\$559,140	\$607,274	\$576,212	\$586,212	\$10,000	2%
Miscellaneous	\$688	\$2,526	\$12,788	\$4,000	\$17,000	\$13,000	76%
REVENUES TOTAL	\$469,123	\$605,643	\$668,210	\$613,212	\$631,512	\$18,300	3%
Expenses							
Elected Officials	-	-	-	-	\$0	\$0	-
Non-Represented	\$463,313	\$505,927	\$465,564	\$558,943	\$556,811	-\$2,132	0%
Represented	\$2,385,950	\$2,614,361	\$2,450,856	\$2,922,846	\$3,101,619	\$178,773	6%
Part Time	\$18,994	\$8,061	\$15,747	-	\$41,950	\$41,950	100%
Holiday & Special Rate Pay	\$142,168	\$185,891	\$175,987	\$27,840	\$183,120	\$155,280	85%
Overtime	\$304,111	\$528,534	\$526,348	\$59,195	\$230,939	\$171,744	74%
Retirement	\$652,179	\$789,965	\$734,829	\$804,463	\$811,556	\$7,093	1%
Insurance	\$782,711	\$915,184	\$869,324	\$1,116,441	\$1,119,529	\$3,088	0%
Other Personnel Expenses	\$452,560	\$490,792	\$406,886	\$424,228	\$428,153	\$3,925	1%
PS Budget Adjustments	-	-	-	-	\$0	\$0	-
Furniture & Equipment <\$10K	\$19,412	\$56,218	\$40,368	\$35,000	\$30,000	-\$5,000	-17%
Office Expense	\$245,138	\$226,704	\$263,424	\$255,800	\$255,800	\$0	0%
Other Contract Services	\$105,176	\$116,345	\$125,197	\$118,800	\$90,000	-\$28,800	-32%
Program Expenses	\$379,677	\$450,467	\$497,159	\$458,126	\$452,126	-\$6,000	-1%
Rent & Facilities Expense	\$20,611	\$32,066	\$29,315	\$25,000	\$30,000	\$5,000	17%
Training & Professional Development	\$2,356	\$13,202	\$18,059	\$21,000	\$21,200	\$200	1%
Travel	\$1,719	\$15,469	\$17,995	\$22,000	\$22,000	\$0	0%
Capital Expenditures	\$85,386	-	\$0	-	-	\$0	-
Internal Service Charges	\$39,067	\$39,371	\$41,602	\$60,765	\$350,900	\$290,135	83%
EXPENSES TOTAL	\$6,100,526	\$6,988,557	\$6,678,659	\$6,910,447	\$7,725,703	\$815,256	11%
Revenues less Expenses	-\$5,631,402	-\$6,382,914	-\$6,010,448	-\$6,297,235	-\$7,094,191	-	-

RECENT ACCOMPLISHMENTS

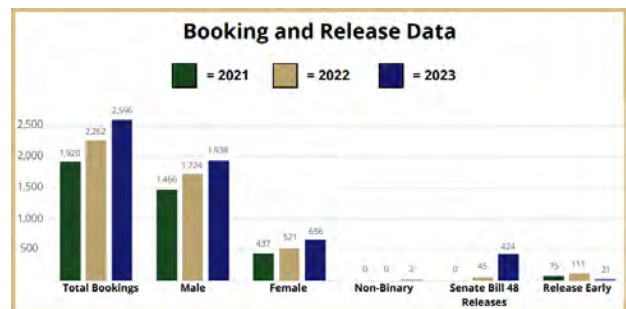
- Addition of pretrial vehicle
- Reinstated the Adult in Custody Culinary program
- Partnered with Health and Human Services to provide meals (2,250) for the county warming shelter

GOALS & OBJECTIVES

- Implementation of staff reorganization
- Coordination/Implementation of courthouse screening contract

DEPARTMENT METRICS

- Total bookings: 2,596- Male: 1,938, Female: 656, Non-binary: 2
- SB 48 Releases: 424
- Early Releases: 21
- Total AIC program hours: 1,532
- Total GED's awarded: 4



WORKFORCE SUMMARY

DEPARTMENT	FY2024	FY2025
FTE		
COUNTY JAIL	44	44
FTE	44	44

SUPPLEMENTAL INFORMATION

2023 Annual Report

County Jail



Jail Health Services

BUDGET ORG

Fund: 101 General Fund
Dept: 611 Jail Health Services
Category: Public Safety

KEY STAFF

Curtis Landers, Sheriff (Elected Official)
Jamie Russell, Lieutenant/Jail Commander

OVERVIEW

The Lincoln County Jail is committed to serving our community by providing a safe, secure and healthy environment where everyone is treated with dignity, empathy and respect. Our commitment is to do so with honor and integrity, while at all times conducting ourselves with the highest ethical standards to maintain public confidence. The Lincoln County Jail operates in compliance with all mandated standards as well as the Oregon Jail Standards. The Lincoln County Jail medical team works closely with Lincoln County Behavioral Health, Lincoln County Public Health, City/County and State Law Enforcement agencies and coordinates with other counties/states regarding transportation of adults in custody.

MAJOR ACTIVITIES

- Provide necessary/mandatory medical services to our Adults in Custody
- Provide necessary/mandatory behavioral health services to our Adults in Custody
- Medication Assisted Treatment Program (MAT)

FUNDING SOURCES

- General Fund
- LACTF Funding

REVENUE & EXPENDITURE SUMMARY

Jail Health Services Expenses & Revenues

	ACTUALS			FY24 ADOPTED BUDGET	FY 25 ADOPTED BUDGET	\$ Variance	% Change
	FY2021	FY2022	FY2023	FY2024	FY2025		
Revenues							
Interfund Transfers In	-	-	-	-	\$637,470	\$637,470	100%
REVENUES TOTAL	-	-	-	-	\$637,470	\$637,470	100%
Expenses							
Elected Officials	-	-	-	-	\$0	\$0	-
Non-Represented	-	-	-	-	\$0	\$0	-
Represented	\$296,375	\$307,412	\$236,448	\$417,253	\$433,451	\$16,198	4%
Part Time	\$929	\$6,649	\$18,823	-	\$0	\$0	-
Holiday & Special Rate Pay	\$6,608	\$7,714	\$5,056	\$3,600	\$3,600	\$0	0%
Overtime	\$4,287	\$1,728	\$2,532	-	\$0	\$0	-
Retirement	\$33,800	\$35,019	\$26,844	\$46,306	\$48,076	\$1,770	4%
Insurance	\$89,680	\$99,459	\$74,253	\$178,579	\$179,027	\$448	0%
Other Personnel Expenses	\$41,693	\$41,346	\$29,421	\$51,836	\$50,745	-\$1,091	-2%
PS Budget Adjustments	-	-	-	-	\$0	\$0	-
Client Services	\$258,813	\$257,796	\$423,635	\$529,000	\$579,000	\$50,000	9%
Furniture & Equipment <\$10K	\$250	\$2,862	\$655	\$3,000	\$3,000	\$0	0%
Office Expense	\$392	\$809	\$590	\$850	\$1,700	\$850	50%
Other Contract Services	\$31,116	\$62,123	\$181,641	\$84,704	\$84,704	\$0	0%
Program Expenses	\$23,340	\$19,253	\$20,806	\$19,500	\$32,000	\$12,500	39%
Training & Professional Development	\$2,043	\$984	\$3,301	\$3,200	\$3,000	-\$200	-7%
Travel	-	\$0	\$4,678	\$8,000	\$8,000	\$0	0%
Capital Expenditures	\$27,393	-	-	-	-	\$0	-
Internal Service Charges	\$1,450	\$1,663	\$1,138	\$2,100	\$71,950	\$69,850	97%
EXPENSES TOTAL	\$818,170	\$844,817	\$1,029,821	\$1,347,928	\$1,498,253	\$150,325	10%
Revenues less Expenses	-\$818,170	-\$844,817	-\$1,029,821	-\$1,347,928	-\$860,783	-	-

RECENT ACCOMPLISHMENTS

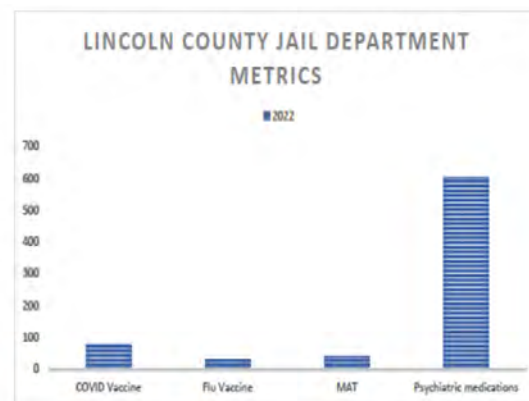
- Identification of jail transition liaison with Lincoln County Behavioral Health
- Expanded Medication Assisted Treatment (MAT) program

GOALS & OBJECTIVES

- Successful coordination/implementation of contract medical services

DEPARTMENT METRICS

- Administered 21 COVID Vaccines
- Administered 4 Flu Vaccines
- 659 adults in custody received psychiatric medications
- 91 adults in custody received MAT services
- Nurses completed approximately 3550 medical assessments (averaged 10 per day per nurse)



WORKFORCE SUMMARY

DEPARTMENT	FY2024	FY2025
FTE		
JAIL HEALTH SERVICES	6	6
FTE	6	6

SUPPLEMENTAL INFORMATION

2023 Annual Report



Work Crew

BUDGET ORG

Fund: 101 General Fund
Dept: 124 P&P Work Crew
Category: Public Safety

KEY STAFF

Tony Campa, Community Justice Director

OVERVIEW

The Lincoln County Community Justice Work Crew is a vital part of the agency providing both paid and gratis work within the County. It's an important tool used to hold justice involved individuals accountable for their actions and providing an alternative to incarceration for violations of supervision. Workers come to the crew via sentencing by the courts, sanctions issued by PPOs, Community service fulfillment via court order, or housing requirements at TIDES. The work crew has completed jobs for municipalities in Lincoln County, Lincoln County School District, Water Waste treatment plants, Parks, ODOT, Lincoln County Transit, Lincoln County Juvenile Department, TIDES, Lincoln County Maintenance, Lincoln County Community Justice, and several non-profit organizations. The Parole and Probation officers use the supervised work crew as a low-cost alternative to incarceration-this lessens the demand for jail beds and teaches basic employable skills to participants.

MAJOR ACTIVITIES

- To provide a structure where justice involved individuals contribute their skills and labor with various non-profit and government agencies throughout Lincoln County instead of serving time in jail.
- Work Crew contributes thousands of hours each year of voluntary labor to non-profit and government agencies in the community. Projects include vegetation control, park and trail maintenance, litter removal and other projects needed in our community.

FUNDING SOURCES

- General Fund
- Partially funded by revenue charged to nonprofit and government agencies throughout Lincoln County.

REVENUE & EXPENDITURE SUMMARY

Work Crew Expenses & Revenues

	ACTUALS			FY24 ADOPTED BUDGET	FY 25 ADOPTED BUDGET	\$ Variance	% Change
	FY2021	FY2022	FY2023	FY2024	FY2025		
Revenues							
Charges For Services	\$60,775	\$56,975	\$54,625	\$90,000	\$90,000	\$0	0%
REVENUES TOTAL	\$60,775	\$56,975	\$54,625	\$90,000	\$90,000	\$0	0%
Expenses							
Elected Officials	-	-	-	-	\$0	\$0	-
Non-Represented	\$63,869	\$100,683	\$100,430	\$136,440	\$132,523	-\$3,917	-3%
Represented	-	-	-	-	\$35,914	\$35,914	100%
Holiday & Special Rate Pay	-	-	-	-	\$0	\$0	-
Overtime	-	-	\$232	-	\$0	\$0	-
Retirement	\$7,566	\$15,796	\$11,770	\$16,358	\$19,967	\$3,609	18%
Insurance	\$19,308	\$41,106	\$27,757	\$74,147	\$66,890	-\$7,257	-11%
Other Personnel Expenses	\$8,692	-\$399	\$11,206	\$17,321	\$19,559	\$2,238	11%
PS Budget Adjustments	-	-	-	-	\$0	\$0	-
Furniture & Equipment <\$10K	-	-	-	-	\$0	\$0	-
IT Software & Equipment	\$3,600	\$3,740	\$1,792	\$6,000	\$6,200	\$200	3%
Office Expense	\$107	-	\$521	\$1,600	\$1,400	-\$200	-14%
Other Contract Services	\$213,193	\$240	-	-	\$0	\$0	-
Program Expenses	\$60,769	\$4,204	\$6,859	\$31,000	\$30,000	-\$1,000	-3%
Training & Professional Development	-	-	-	\$500	\$0	-\$500	-
Travel	-	-	-	\$2,000	\$0	-\$2,000	-
Capital Expenditures	-	-	\$10,950	-	-	\$0	-
Internal Service Charges	\$12,964	\$12,393	\$20,214	\$18,451	\$26,813	\$8,362	31%
EXPENSES TOTAL	\$390,067	\$177,763	\$191,732	\$303,817	\$339,266	\$35,449	10%
Revenues less Expenses	-\$329,292	-\$120,788	-\$137,107	-\$213,817	-\$249,266	-	-

RECENT ACCOMPLISHMENTS

The work crew provides storm and debris removal, brush clearing, homeless camp clean-up, garbage pick-up along City, County, and State roads, landscaping, beautification projects, painting, transitional housing maintenance projects, dump runs and moving furniture for various Departments within the county. They also aided with our county's newly established homeless facility. Most of the projects the Work Crew undertakes vastly improve the beauty, safety, and livability of our community.

GOALS & OBJECTIVES

- Complete beautification projects within Lincoln County.

WORKFORCE SUMMARY

DEPARTMENT	FY2024	FY2025
FTE		
P&P WORK CREW	2.5	2.5
FTE	2.5	2.5



Youth TIDES

BUDGET ORG

Fund: 101 General Fund
Dept: 640 Youth TIDES
Category: Public Safety

KEY STAFF

Tony Campa, Community Justice Director

OVERVIEW

Youth Tides works to provide equitable access to services within our county- this can include race, ethnicity, gender, sexual orientation, or treatment need.

The Youth Tides Shelter is a licensed facility for homeless, runaway, and at-risk youth. It offers youth a safe supportive atmosphere to work on returning to home (when appropriate), the opportunity for skill building/independent living, provides enrichment opportunities, and linkage to community services and resources.

Youth Tides also handles the administration of Juvenile Court services in pursuant to the Juvenile Code (ORS Chapter 419) and the policies and procedures established by the Circuit Court. Within those guidelines the department investigates, screens, and supervises those children and their families within Lincoln County from birth through age 24, who have been referred to the Court. The Juvenile Probation Officers work to empower at-risk youth to reduce engagement in high-risk behaviors using evidence-based programs. Staff work to provide youth and their families opportunities to improve academically, practice new skills, connect with needed treatment, resources to reduce recidivism, and prevent escalation into criminal justice system.

MAJOR ACTIVITIES

- Community Safety
- Evidence Based Case Plans/Assessments
- Prevention
- Safe Housing/Shelter Services for youth

FUNDING SOURCES

- General Funds
- Oregon Youth Authority
- Oregon Department of Human Services

REVENUE & EXPENDITURE SUMMARY

Youth TIDES Revenues & Expenses

	ACTUALS			FY24 ADOPTED BUDGET	FY 25 ADOPTED BUDGET		
	FY2021	FY2022	FY2023	FY2024	FY2025	\$ Variance	% Change
Revenues							
Beginning Balance	-	-	-	\$41,475	\$0	-\$41,475	-
Charges For Services	\$6,080	-	\$88,635	\$200	\$0	-\$200	-
Intergovernmental	-	-	-	-	\$0	\$0	-
Intergovernmental - Federal	\$152,069	\$295,722	\$131,064	\$159,955	\$404,371	\$244,416	60%
Intergovernmental - Local	-	-	\$5,000	-	\$0	\$0	-
Intergovernmental - Other	\$8,891	\$12,553	\$12,860	\$12,000	\$14,300	\$2,300	16%
Miscellaneous	-	-	-	-	\$0	\$0	-
REVENUES TOTAL	\$167,040	\$308,275	\$237,559	\$213,630	\$418,671	\$205,041	49%
Expenses							
Elected Officials	-	-	-	-	\$0	\$0	-
Non-Represented	\$237,145	\$202,627	\$165,764	\$284,346	\$294,837	\$10,491	4%
Represented	\$733,449	\$700,842	\$801,433	\$1,041,843	\$995,845	-\$45,998	-5%
Part Time	\$46,272	\$46,602	\$30,163	\$46,350	\$55,000	\$8,650	16%
Holiday & Special Rate Pay	\$759	\$24,040	\$311	\$432	\$468	\$36	8%
Overtime	\$5,325	\$2,233	\$1,909	\$6,558	\$6,545	-\$13	0%
Retirement	\$108,856	\$103,922	\$108,062	\$147,854	\$144,006	-\$3,848	-3%
Insurance	\$242,667	\$213,305	\$236,895	\$318,354	\$401,163	\$82,809	21%
Other Personnel Expenses	\$140,130	\$127,449	\$114,576	\$168,357	\$149,903	-\$18,454	-12%
PS Budget Adjustments	-	-	-	-	\$0	\$0	-
Client Services	\$603	\$86	\$19	\$3,600	\$1,000	-\$2,600	-260%
Furniture & Equipment <\$10K	\$17,124	\$14,319	\$8,969	\$23,000	\$23,000	\$0	0%
Office Expense	\$29,723	\$29,569	\$27,199	\$36,203	\$40,800	\$4,597	11%
Other Contract Services	\$90,501	\$121,841	\$125,299	\$203,994	\$200,394	-\$3,600	-2%
Program Expenses	\$106,446	\$73,787	\$92,557	\$179,770	\$172,400	-\$7,370	-4%
Training & Professional Development	\$14,314	\$22,856	\$5,114	\$19,000	\$36,916	\$17,916	49%
Travel	\$840	\$579	\$16,109	\$4,500	\$7,000	\$2,500	36%
Capital Expenditures	-	-	\$33,173	-	\$0	\$0	-
Internal Service Charges	\$26,417	\$25,045	\$34,154	\$31,754	\$67,598	\$35,844	53%
EXPENSES TOTAL	\$1,800,572	\$1,709,103	\$1,801,705	\$2,515,915	\$2,596,875	\$80,960	3%
Revenues less Expenses	-\$1,633,532	-\$1,400,828	-\$1,564,145	-\$2,302,285	-\$2,178,204	-	-

RECENT ACCOMPLISHMENTS

- Developed ILP (independent Living Program) for youth
- Completed an LGBTQ Audit
- Developed strategies to reduce recidivism and resource acquisition
- Community outreach, for example, Lights of Hope, Trunk or Treat, National Night Out
- Provided education classes that promote students to abstain from substance use
- Community Services with youth provided at Hatfield Science Center

GOALS & OBJECTIVES

- Remodel for Transitional Living Housing
- Continue Youth Outreach
- Continue providing excellent service to our youth, their families, and our community

DEPARTMENT METRICS

Youth Tides has 71 Juvenile Justice cases currently active. Of those cases:

- 21.7% have resulted in Diversion Supervision
- 9.95% entered into Formal Accountability Agreements □ 9.42% were OYA commitments
- 18.32% Probation
- 1.05% Probation and Commit
- 2.62% Probation and OYA Community placement
- 2.09% referred to outside agency
- 14.66% were rejected by DA/Juvenile Dept for admission
- 14.14% of cases were reviewed and closed

WORKFORCE SUMMARY

DEPARTMENT	FY2024	FY2025
FTE		
JUVENILE DETENTION & SHELTER	21.8	20.3
FTE	21.8	20.3



Community Services

OVERVIEW

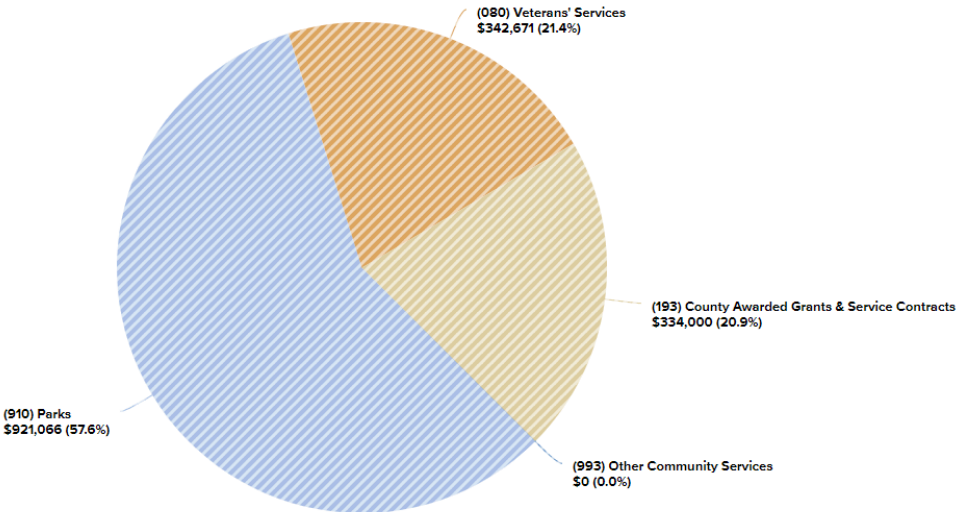
The Community Services grouping of departments includes Parks, Veteran's Services, and County Awarded Grants and Contracts. These programs operate to benefit the Lincoln County community at large.

MAJOR ACTIVITIES

- Veteran's Services
- Parks Administration
- County Awarded Grands & Contracts

FUNDING SOURCES

- General Fund
- Intergovernmental - State
- Fees & Charges



EXPENDITURE SUMMARY

Community Services by Department

	2020-21 Actual	2021 - 22 Actual	2022 - 23 Actual	2023 - 24 Budget	2024 - 25 Budget
Other Community Services	\$1,809,249	\$2,332,671	\$1,597,043	\$0	\$0
Parks	\$558,344	\$582,586	\$522,961	\$587,907	\$921,066
Veterans' Services	\$328,658	\$246,415	\$320,637	\$316,975	\$342,671
County Awarded Grants & Service Contracts	\$0	\$0	\$0	\$334,000	\$334,000
TOTAL	\$2,696,250	\$3,161,671	\$2,440,640	\$1,238,882	\$1,597,737



Veteran's Services

BUDGET ORG

Fund: 101 General Fund
Dept: 080 Veterans' Services
Category: Community Services

KEY STAFF

Tim Johnson, County Administrator
Keith Barnes, Veteran Services Officer

OVERVIEW

The services provided to qualifying Veterans of the Armed Forces in Lincoln County include, but are not limited to, assisting Veterans and/or their dependents (including qualified, surviving spouses) with the following:

- Service-connected disability claims/compensation
- Non service-connected disability claims/pension
- Surviving Spouse benefits
- Burial, Marker and Flag applications
- Dependent children benefits
- Education benefits
- Vocational Rehabilitation applications
- Locating military service/medical records
- Aid in upgrading the Veteran's disability rating
- VA Medical Enrollment applications
- Prescription refill assistance

The Veteran Services Officer will advocate for Veterans and their family members to the Department of Veteran Affairs to obtain the benefits they have earned through their service and sacrifice.

MAJOR ACTIVITIES

In addition to day-to-day operations of the Veterans Resource Center, the office was able to collaborate with the Pacific Maritime Heritage Museum with a Veteran Quilt display. This display took place from November through January and provided information for hundreds of visitors. The office sponsored all veterans and their spouses' free admission to the display. The office also organized the individuals who lent the quilts. The focus of the display was not just honoring veterans for their service but also their support to the local community.

FUNDING SOURCES

- Funded by the County's General Fund and state funds.
- Special events such as Veterans Day celebrations
- Supported through sponsorships and small grants.

REVENUE & EXPENDITURE SUMMARY

Veteran's Services Expenses & Revenues

	ACTUALS			FY24 ADOPTED BUDGET	FY 25 ADOPTED BUDGET	\$ Variance	% Change
	FY2021	FY2022	FY2023	FY2024	FY2025		
Revenues							
Beginning Balance	-	-	\$95,790	-	\$0	\$0	-
Intergovernmental - State	\$99,954	\$116,870	\$92,261	\$110,000	\$119,900	\$9,900	8%
REVENUES TOTAL	\$99,954	\$116,870	\$188,051	\$110,000	\$119,900	\$9,900	8%
Expenses							
Elected Officials	-	-	-	-	\$0	\$0	-
Non-Represented	\$130,551	\$97,199	\$122,185	\$129,133	\$137,038	\$7,905	6%
Represented	\$51,023	\$29,427	\$54,907	\$56,427	\$57,460	\$1,033	2%
Part Time	-	\$9,501	-	-	\$0	\$0	-
Holiday & Special Rate Pay	-	-	-	-	\$0	\$0	-
Overtime	-	-	-	-	\$0	\$0	-
Retirement	\$20,986	\$14,961	\$20,515	\$21,492	\$22,475	\$983	4%
Insurance	\$64,650	\$26,591	\$30,597	\$34,872	\$45,395	\$10,523	23%
Other Personnel Expenses	\$17,156	\$13,723	\$15,693	\$18,176	\$17,978	-\$198	-1%
PS Budget Adjustments	-	-	-	-	\$0	\$0	-
Furniture & Equipment <\$10K	\$872	\$630	\$120	\$750	\$1,000	\$250	25%
Office Expense	\$7,466	\$6,574	\$14,364	\$6,700	\$7,350	\$650	9%
Other Contract Services	\$5,271	\$6,574	\$9,657	-	\$5,000	\$5,000	100%
Program Expenses	\$983	\$10,908	\$16,276	\$12,000	\$10,000	-\$2,000	-20%
Rent & Facilities Expense	\$28,800	\$28,800	\$29,600	\$28,800	\$28,800	\$0	0%
Training & Professional Development	-	\$150	\$1,173	\$950	\$700	-\$250	-36%
Travel	-	\$413	\$4,688	\$6,600	\$6,600	\$0	0%
Internal Service Charges	\$900	\$963	\$863	\$1,075	\$2,875	\$1,800	63%
EXPENSES TOTAL	\$328,658	\$246,415	\$320,637	\$316,975	\$342,671	\$25,696	7%
Revenues less Expenses	-\$228,704	-\$129,544	-\$132,585	-\$206,975	-\$222,771	-	-

RECENT ACCOMPLISHMENTS

The Veteran Services office has continued to provide veterans of Lincoln county with superior services. During FY 23/24 office has brought in more than \$193,000 in new monthly benefits for veterans along with \$563,072 in retroactive pay. This equals over \$2,500,000 in income coming into the county directly to Veterans. By the conclusion of FY 23/24 this will be greater than a 10:1 ration of funds coming into the county compared to current budget.

GOALS & OBJECTIVES

- The Veterans Services office will continue to strive to exceed expectations in providing services to veterans:
- Continue Veteran outreach
- Continue working with and serving community partners
- Build relationships with Veterans and outside agencies to continue providing services to veterans

DEPARTMENT METRICS

of Veterans served
Monthly Benefits
Retroactive Pay
Overall Income

WORKFORCE SUMMARY

DEPARTMENT	FY2024	FY2025
FTE		
VETERANS' SERVICES	3	3
FTE	3	3

SIGNIFICANT CHANGES

During the course of the year, the Office produced a new logo to improve branding of the services of the county's Veteran Service Office.



County Awarded Grants & Service Contracts

BUDGET ORG

Fund: 101 General Fund
 Dept: 193 County Grants & Service Contracts
 Category: Community Services

KEY STAFF

Tim Johnson, County Administrator

OVERVIEW

The County may award community service organizations and service providers contracts or grants to provide services that benefit the community. These awards may be variable from year to year and are issued at the Board of Commissioners discretion.

MAJOR ACTIVITIES

- Community Grants
- Predator Control Services

FUNDING SOURCES

- General Fund


REVENUE & EXPENDITURE SUMMARY

County Awarded Grants & Service Contracts Revenue & Expenses

	ACTUALS			FY24 ADOPTED BUDGET	FY 25 ADOPTED BUDGET		
	FY2021	FY2022	FY2023	FY2024	FY2025	\$ Variance	% Change
Revenues							
-	-	-	-	-	-	-	-
REVENUES TOTAL	0	0	0	0	0	0	0
Expenses							
Special Payments	-	-	-	\$334,000	\$334,000	\$0	0%
EXPENSES TOTAL	-	-	-	\$334,000	\$334,000	\$0	0%
Revenues less Expenses	\$0	\$0	\$0	-\$334,000	-\$334,000	-	-

SIGNIFICANT CHANGES

This department was established in the FY24 budget. Previously, these activities were contained in the now closed departments 991 and 993.



County Parks

BUDGET ORG

Fund: 101 General Fund
Dept: 910 Parks
Category: Community Services

KEY STAFF

Mikel Diwan, Public Works Director
Kelly Perry, Parks Operations Supervisor

OVERVIEW

The County Parks system currently maintains 14 parks within Lincoln County. Three of the County Parks provide camping opportunities with the remainder being made up of day use facilities. All but one of the parks within the Parks system provide direct access to water related activities. There are also several parks that provide the opportunity for a nature hike. The Parks staff is responsible for the natural resource management within the park boundaries and also the maintenance of all of the park facilities.

MAJOR ACTIVITIES

- Responsible for Natural Resource Management.
- Cleaning and maintenance of parks facilities.
- Building and maintenance of park systems.
- Providing visitors with a safe park environment.

FUNDING SOURCES

- General Fund.
- State RV License Fees.
- User Fees.
- State Marine Board Marine Access Pathway Funds.

REVENUE & EXPENDITURE SUMMARY

Parks Expenses & Revenues

	ACTUALS			FY24 ADOPTED BUDGET	FY 25 ADOPTED BUDGET	\$ Variance	% Change
	FY2021	FY2022	FY2023	FY2024	FY2025		
Revenues							
Charges For Services	\$143,928	\$161,951	\$157,445	\$150,988	\$185,600	\$34,612	19%
Intergovernmental - State	\$134,840	\$115,692	\$137,282	\$115,100	\$130,100	\$15,000	12%
Miscellaneous	\$0	-	-	-	\$300,000	\$300,000	100%
Other Taxes & Land Sales	-	-	-	-	\$0	\$0	-
Permits & Fees	\$1,998	\$4,883	\$5,053	-	\$0	\$0	-
REVENUES TOTAL	\$280,766	\$282,526	\$299,780	\$266,088	\$615,700	\$349,612	57%
Expenses							
Elected Officials	-	-	-	-	\$0	\$0	-
Non-Represented	\$78,353	\$101,518	\$73,076	\$77,286	\$82,012	\$4,726	6%
Represented	\$144,369	\$153,028	\$134,797	\$118,661	\$125,697	\$7,036	6%
Part Time	\$17,401	\$17,590	\$27,859	\$70,000	\$80,000	\$10,000	13%
Holiday & Special Rate Pay	\$1,080	\$975	\$1,020	\$720	\$720	\$0	0%
Overtime	\$1,928	\$3,563	\$970	\$2,500	\$2,500	\$0	0%
Retirement	\$25,353	\$29,127	\$23,602	\$22,173	\$23,467	\$1,294	6%
Insurance	\$88,815	\$90,066	\$64,060	\$66,493	\$66,860	\$367	1%
Other Personnel Expenses	\$34,474	\$34,617	\$27,092	\$24,727	\$25,185	\$458	2%
PS Budget Adjustments	-	-	-	-	\$0	\$0	-
Client Services	\$339	\$638	\$1,772	\$1,500	\$1,500	\$0	0%
Furniture & Equipment <\$10K	\$8,910	\$7,603	\$6,355	\$6,500	\$6,500	\$0	0%
Office Expense	\$33,330	\$33,278	\$47,628	\$37,197	\$45,250	\$8,053	18%
Other Contract Services	\$38,642	\$43,919	\$27,087	\$44,500	\$66,500	\$22,000	33%
Program Expenses	\$4,926	\$2,621	\$9,974	\$7,100	\$7,100	\$0	0%
Rent & Facilities Expense	\$11,094	\$6,371	\$10,502	\$19,400	\$18,500	-\$900	-5%
Training & Professional Development	-	-	-	\$1,000	\$1,000	\$0	0%
Travel	-	-	-	\$1,000	\$1,000	\$0	0%
Capital Expenditures	\$14,767	\$7,310	\$10,964	\$16,500	\$312,500	\$296,000	95%
Internal Service Charges	\$54,565	\$50,362	\$56,203	\$50,650	\$54,775	\$4,125	8%
EXPENSES TOTAL	\$558,344	\$582,586	\$522,961	\$567,907	\$921,066	\$353,159	38%
Revenues less Expenses	-\$277,577	-\$300,060	-\$223,181	-\$301,819	-\$305,366	-	-

RECENT ACCOMPLISHMENTS

- Measure 21-220 successfully passed with a 68% YES vote.
- Implemented an online camping reservation system for Moonshine Park.
- Created a native plant nursery to grow native plants for upcoming restoration work.
- Continued to restore and repair aging park infrastructure.

GOALS & OBJECTIVES

- Continue to improve current operational efficiencies.
- Sustainably manage the natural areas within the parks system.
- Diversify park amenities for all user groups.
- Continue the development of Brown Park Campground.

DEPARTMENT METRICS


- Maintain the natural resources of 333 acres of parks.
- Additional performance measures for camping occupancy will be available in the future via the online reservation system.

WORKFORCE SUMMARY

DEPARTMENT	FY2024	FY2025
FTE		
PARKS	3	3
FTE	3	3

SIGNIFICANT CHANGES

Hired a Horticultural Specialist to manage the plant nursery.



Health & Human Services

OVERVIEW

The Health and Human services cluster of funds and programs represent a significant portion of Lincoln County's operational activities. Health & Human Services are comprised of 4 operating funds and over 25 distinct departments with a variety of programs and activities intended to foster the health and well being of Lincoln County's residents.

MAJOR ACTIVITIES

- Public Health
 - Regulatory Functions
 - Education and Health Promotion
 - Prevention & Mitigation Programs
 - Vital Statistics
- Behavioral Health
 - Child, Family, & Adult Services
 - Crisis Services
 - Behavioral Health Activities
- Lincoln County Community Health Center
 - Primary Care Center
 - School Based Health Centers
 - Office Based Addiction Treatment
 - Veteran's Administration Medical Services
- Developmental Disability Services

FUNDING SOURCES

- Revenue
 - Charges for Services
 - Grants & awards received from the Federal & State Government
 - Other Grants & awards
- Transfers from other Funds
- Beginning Balances and Reserves

FUNDING SOURCES SUMMARY

HHS Revenue Summary

	2020-21 Actual	2021 - 22 Actual	2022 - 23 Actual	2023 - 24 Budget	2024 - 25 Budget
Revenue					
Charges For Services	\$9,030,887	\$9,994,188	\$11,609,325	\$13,922,463	\$14,809,846
Intergovernmental - Federal	\$5,663,251	\$8,999,880	\$6,747,953	\$6,131,529	\$6,442,657
Intergovernmental - State	\$2,755,718	\$3,864,274	\$7,661,648	\$7,480,148	\$11,528,492
Intergovernmental - Local	\$680,028	\$567,990	\$1,080,755	\$276,611	\$185,111
Miscellaneous	\$157,939	\$233,161	\$601,142	\$233,900	\$587,012
Intergovernmental - Other	\$285,579	\$70,119	-\$51,444	\$68,500	\$66,500
REVENUE TOTAL	\$18,573,402	\$23,729,612	\$27,649,379	\$28,113,151	\$33,619,618
Beginning Fund Balance	\$7,421,613	\$7,636,915	\$12,165,379	\$13,908,039	\$12,871,749
Transfers In	\$60,000	\$179,821	\$1,388,944	\$1,058,372	\$1,443,514
TOTAL	\$26,055,015	\$31,546,348	\$41,203,702	\$43,079,562	\$47,934,881

EXPENDITURE SUMMARY

HHS Expense Summary by Fund

	2020-21 Actual	2021 - 22 Actual	2022 - 23 Actual	2023 - 24 Budget	2024 - 25 Budget
Behavioral Health Fund	\$6,569,438	\$6,289,012	\$9,054,703	\$22,091,749	\$25,254,589
Public Health Fund	\$7,372,080	\$8,116,446	\$7,914,639	\$10,190,352	\$11,421,975
Lincoln Community Health	\$4,082,766	\$4,460,747	\$5,026,520	\$7,243,116	\$8,089,601
Developmental Disability Fund	\$0	\$0	\$1,851,026	\$3,554,346	\$3,168,716
TOTAL	\$18,024,284	\$18,866,204	\$23,846,888	\$43,079,563	\$47,934,881

Public Health

Lincoln County
Community Health
Center

Behavioral Health

Developmental
Disability Services



Solid Waste Disposal

BUDGET ORG

Fund: 208 Public Health Fund
Dept: 375 Solid Waste Disposal
Category: Health & Human Services

KEY STAFF

Jayne Romero, Health and Human Services Director
Florence Pourtal, Public Health Division Director
Kaline Chavarria, Environmental Health Program Manager

OVERVIEW

Provide solid waste administration and follow up services for Lincoln County as required.

MAJOR ACTIVITIES

- Our team handles the solid waste complaints in Lincoln County and works closely with municipal and county planning departments and code enforcement officers.

FUNDING SOURCES

- Franchise Fees

REVENUE & EXPENDITURE SUMMARY

Solid Waste Disposal Expenses & Revenues

	ACTUALS			FY24 ADOPTED BUDGET	FY 25 ADOPTED BUDGET		
	FY2021	FY2022	FY2023	FY2024	FY2025	\$ Variance	% Change
Revenues							
Beginning Balance	\$83,559	\$111,998	\$124,471	\$140,847	\$190,185	\$49,338	26%
Charges For Services	\$112,855	\$102,895	\$167,207	\$105,000	\$105,000	\$0	0%
REVENUES TOTAL	\$196,414	\$214,892	\$291,678	\$245,847	\$295,185	\$49,338	17%
Expenses							
Elected Officials	-	-	-	-	\$0	\$0	-
Non-Represented	\$46,050	\$46,662	\$41,154	\$42,249	\$50,546	\$8,297	16%
Represented	\$5,176	\$5,371	\$5,531	\$5,643	\$21,700	\$16,057	74%
Part Time	-	-	-	-	\$30,000	\$30,000	100%
Holiday & Special Rate Pay	-	-	-	-	\$576	\$576	100%
Overtime	\$133	\$8	\$12	-	\$0	\$0	-
Retirement	\$5,892	\$6,100	\$5,396	\$5,538	\$8,307	\$2,769	33%
Insurance	\$13,694	\$17,126	\$12,551	\$14,985	\$28,919	\$13,934	48%
Other Personnel Expenses	\$5,120	\$5,451	\$4,475	\$5,178	\$6,772	\$1,594	24%
Office Expense	\$109	-	-	\$50	\$5,300	\$5,250	99%
Program Expenses	-	-	-	\$250	\$0	-\$250	-
Travel	-	-	\$299	\$100	\$100	\$0	0%
Internal Service Charges	\$8,242	\$7,570	\$5,814	\$7,538	\$13,800	\$6,262	45%
Contingency	-	-	-	\$134,140	\$17,608	-\$116,532	-662%
EXPENSES TOTAL	\$84,416	\$88,288	\$75,232	\$215,671	\$183,628	-\$32,043	-17%
Revenues less Expenses	\$111,998	\$126,605	\$216,446	\$30,176	\$111,557	-	-

RECENT ACCOMPLISHMENTS

- During the 2022-2023 fiscal year a new solid waste and enforcement group commenced. The group includes members from County environmental health, planning, onsite septic, the solid waste district manager, building official and code enforcement. The goal of this group is to provide a cohesive strategic plan to complaints and enforcement. Group meets weekly to address priority non-compliers.
- Assisting County Counsel with updates to Enforcement Chapter 10 of County Code.

GOALS & OBJECTIVES

- To outline a road map by which a complaint is addressed by the appropriate division and is followed up in a timely manner.
- Assist with updating the enforcement protocol in Lincoln County with this process.

DEPARTMENT METRICS

- Program carries out the activities of Lincoln County Code Chapter 2 Environment and Health.

WORKFORCE SUMMARY

DEPARTMENT	FY2024	FY2025
FTE		
SOLID WASTE DISPOSAL	0.6	0.95
FTE	0.6	0.95

SIGNIFICANT CHANGES

- Moved offices back to 255 SW Coast Highway, Newport Oregon 97365.



Public Health Modernization & Accreditation

BUDGET ORG

Fund: 208 Public Health Fund
Dept: 401 PH Modernization and Accreditation
Category: Health & Human Services

KEY STAFF

Jayne Romero, Health and Human Services Director
Florence Pournal, Public Health Division Director

OVERVIEW

This section carries the revenues received for Public Health Modernization in Lincoln County. Public Health Modernization focuses on ensuring that everyone in Lincoln County - and across the state - has access to fundamental Public Health programs and capabilities. So far, the department has received enough funding to focus on Communicable Diseases prevention and Environmental Health, which represent 2 out of 4 foundational public health programs.

MAJOR ACTIVITIES

- Major activities will depend on the level on funding and investment received from the legislature for the upcoming biennium. At the last biennium level of funding, the County will be able to sustain and further develop the work engaged with (see recent accomplishments below) for the past few years.

FUNDING SOURCES

- Oregon Health Authority
Federal Modernization revenue

REVENUE & EXPENDITURE SUMMARY

PH Modernization and Accreditation Expenses & Revenues

	ACTUALS			FY24 ADOPTED BUDGET	FY 25 ADOPTED BUDGET	\$ Variance	% Change
	FY2021	FY2022	FY2023	FY2024	FY2025		
Revenues							
Beginning Balance	\$7,442	\$482	-	-	\$29,000	\$29,000	100%
Intergovernmental - Federal	-	\$0	\$65,361	\$317,335	\$123,000	-\$194,335	-158%
Intergovernmental - State	-	-	\$515,853	\$403,697	\$1,000,704	\$597,007	60%
Interfund Transfers In	-	-	-	-	\$0	\$0	-
REVENUES TOTAL	\$7,442	\$482	\$581,214	\$721,032	\$1,152,704	\$431,672	37%
Expenses							
Elected Officials	-	-	-	-	\$0	\$0	-
Non-Represented	\$3,809	\$868	\$68,368	\$104,365	\$291,379	\$187,014	64%
Represented	-	-	\$171,385	\$282,945	\$200,901	-\$82,044	-41%
Holiday & Special Rate Pay	-	-	-	-	\$0	\$0	-
Overtime	-	-	-	-	\$0	\$0	-
Retirement	\$446	\$100	\$26,784	\$43,225	\$56,149	\$12,924	23%
Insurance	\$480	\$51	\$41,982	\$108,261	\$210,877	\$102,616	49%
Other Personnel Expenses	\$387	\$90	\$21,694	\$38,440	\$46,330	\$7,890	17%
Client Services	-	-	\$300	\$240	\$0	-\$240	-
Furniture & Equipment <\$10K	-	-	\$4,809	\$5,900	\$5,400	-\$500	-9%
IT Software & Equipment	-	-	-	\$1,700	\$23,000	\$21,300	93%
Office Expense	\$15	\$26	\$3,102	\$11,435	\$23,760	\$12,325	52%
Other Contract Services	-	-	\$369,986	\$108,510	\$70,000	-\$38,510	-55%
Program Expenses	-	-	\$3,307	\$10,242	\$78,285	\$68,043	87%
Rent & Facilities Expense	\$68	\$137	\$250	-	\$0	\$0	-
Training & Professional Development	\$1,300	\$1,000	\$9,409	\$5,600	\$5,600	\$0	0%
Travel	-	-	\$3,675	\$3,000	\$26,000	\$23,000	88%
Internal Service Charges	\$454	\$482	\$26,642	\$59,394	\$95,233	\$35,839	38%
Contingency	-	-	-	-	\$50,737	\$50,737	100%
EXPENSES TOTAL	\$6,960	\$2,754	\$751,693	\$783,257	\$1,183,651	\$400,394	34%
Revenues less Expenses	\$482	-\$2,272	-\$170,479	-\$62,225	-\$30,947	-	-

RECENT ACCOMPLISHMENTS

- Major activities to date: Workforce augmentation through the hiring of the following positions for the first time ever in Lincoln County - epidemiologist and data analyst, equity coordinator, community partnerships and outreach, communication specialist and policy analyst.
- Expanded FTE towards emergency preparedness and organizational leadership; conducted a Climate and Health Assessment and adopted a climate and adaptation plan with our Benton County's partners.
- Began implementation of some aspects of that plan.
- Finalized the first regional community health improvement plan; working on a climate and adaptation plan with Benton county's partners;
- Purchased a performance management system that allows better monitoring of public health program performance and related metrics;
- Applied for public health re-accreditation and are actively working on gathering all the necessary documentation by the September 2024 submission date
- Developed a communications calendar to promote the services the public health division offers to the population.

GOALS & OBJECTIVES

- These goals and objectives are the ones currently being worked on: Work towards National Public Health re-accreditation; review and update the ESF8 Emergency Operations Plan; finalize the Climate and Health Adaptation plan and start implementing it; implement an equity focused strategic plan; collect, analyze and report data for data-driven decision-making; further develop and sustain the internal performance management system; and develop and implement the health improvement plan in partnership with community and regional counterparts.

DEPARTMENT METRICS

Number of staff recruited and retained to ensure Public Health foundational capabilities are met; Lincoln County public health division is re-accredited by the Public Health Accreditation board in 2025; services are now more equitable, and the community is engaged through planning and implementation of programs and interventions.

WORKFORCE SUMMARY

DEPARTMENT	FY2024	FY2025
FTE		
PH MODERNIZATION AND ACCREDITATION	5.45	6.7
FTE	5.45	6.7

SIGNIFICANT CHANGES

Sustained the increase to the workforce and added a PH specific communication position, allowing the department to continue to offer Lincoln County a robust and highly qualified Public Health workforce. There is also now a data analyst/epidemiologist, an equity coordinator, a re-accreditation coordinator, a policy analyst, a communication coordinator, and a staff member focused on community partnerships.



Communicable Disease

BUDGET ORG

Fund: 208 Public Health Fund
Dept: 405 Communicable Disease
Category: Health & Human Services

KEY STAFF

Jayne Romero, Health and Human Services Director
Florence Pourtal, Public Health Division Director
Callie Lamendola-Gilliam, Disease Prevention and Harm Reduction Program Manager

OVERVIEW

To control the incidence of communicable diseases in compliance with ORS 431, 433 and 434, by means of epidemiological investigations and controlling spread of outbreaks. Practice includes investigating communicable diseases and sexually transmitted infections, referring clients and their sexual partners for screening, diagnosing and treating sexually transmitted diseases and tuberculosis. Conduct outbreak investigations, identification of the source of outbreak, and provide control measures to reduce the spread. Engaging with community in preventive education, consultation, information and referral.

MAJOR ACTIVITIES

- Investigate and control the transmission of communicable diseases in Lincoln County.
- Work with agency public information officers to provide accurate and timely information to the public via multiple media outlets regarding communicable disease risk and necessary protective measures.
- Work to prevent and control outbreaks. Provide directly observed therapy for active tuberculosis cases.
- Provide screening services for Hep C, Syphilis and HIV.

FUNDING SOURCE

- Oregon Health Authority
- Insurance / Fees / Private Pay

REVENUE & EXPENDITURE SUMMARY

Communicable Disease Expenses & Revenues

	ACTUALS			FY24 ADOPTED BUDGET	FY 25 ADOPTED BUDGET	\$ Variance	% Change
	FY2021	FY2022	FY2023	FY2024	FY2025		
Revenues							
Beginning Balance	\$563,263	\$336,237	\$197,134	\$258,090	\$236,357	-\$21,733	-9%
Charges For Services	\$1,349	\$321	\$74	-	\$90,500	\$90,500	100%
Intergovernmental - Federal	\$544,605	\$9,037	\$57,068	-	\$13,596	\$13,596	100%
Intergovernmental - State	\$61,850	\$60,970	\$60,895	\$143,060	\$65,513	-\$77,547	-118%
Miscellaneous	-	-	-	-	\$0	\$0	-
Interfund Transfers In	\$0	\$23,448	-	-	\$0	\$0	-
REVENUES TOTAL	\$1,171,066	\$430,013	\$315,171	\$401,150	\$405,966	\$4,816	1%
Expenses							
Elected Officials	-	-	-	-	\$0	\$0	-
Non-Represented	\$76,846	\$39,690	\$11,429	\$6,340	\$18,426	\$12,086	66%
Represented	\$155,906	\$45,921	\$57,030	\$61,912	\$112,865	\$50,953	45%
Part Time	\$147,903	\$2,460	-	-	\$0	\$0	-
Holiday & Special Rate Pay	-	-	-	-	\$0	\$0	-
Overtime	\$2,275	-	-	-	\$0	\$0	-
Retirement	\$26,408	\$9,719	\$7,634	\$7,534	\$14,550	\$7,016	48%
Insurance	\$38,864	\$18,432	\$25,208	\$13,595	\$43,016	\$29,421	68%
Other Personnel Expenses	\$38,256	\$8,998	\$6,187	\$6,780	\$12,606	\$5,826	46%
Client Services	\$2,850	\$60	-	-	\$0	\$0	-
Furniture & Equipment <\$10K	\$26,653	\$1,855	\$2,525	-	\$2,500	\$2,500	100%
IT Software & Equipment	-	-	\$416	\$2,700	\$1,840	-\$860	-47%
Office Expense	\$9,001	\$3,931	\$4,104	\$3,620	\$15,190	\$11,570	76%
Other Contract Services	\$31,220	\$9,325	\$9,317	\$7,200	\$19,400	\$12,200	63%
Program Expenses	\$1,191	\$23,483	\$2,900	\$14,171	\$92,550	\$78,379	85%
Rent & Facilities Expense	\$273	\$546	-	-	\$0	\$0	-
Training & Professional Development	\$2,422	\$100	\$1,014	\$1,200	\$1,650	\$450	27%
Travel	-	-	-	\$5,000	\$2,500	-\$2,500	-100%
Internal Service Charges	\$56,188	\$65,633	\$15,410	\$10,317	\$17,391	\$7,074	41%
Contingency	-	-	-	\$260,779	\$19,202	-\$241,577	-1,258%
EXPENSES TOTAL	\$616,256	\$230,154	\$143,174	\$401,148	\$373,686	-\$27,462	-7%
Revenues less Expenses	\$554,810	\$199,859	\$171,997	\$2	\$32,280	-	-

RECENT ACCOMPLISHMENTS

- After Disease Intervention Specialist funding was pulled back, we successfully reassigned the work to an Epidemiologist for case investigation, contact tracing, outbreak response and messaging to community and healthcare providers.
- Developed a quarterly newsletter to medical providers to provide medical providers updates on Communicable Disease trends, best practices and other useful resources.
- Developed Sexually Transmitted Infection (STI) "brochures" to have at Lincoln County School District and offer at public engagement events. These brochures provide information on signs and symptoms of STI, testing and treatment, and ways to prevent infection, and a contact number for more information.

GOALS & OBJECTIVES

- Reduce the spread of infectious disease in Lincoln County.

DEPARTMENT METRICS

- Proportion of cases in which interview is conducted; proportion of cases with first case interview attempt within 4 days of the LPHA report; and proportion of contacts with post-exposure prophylaxis recommended within 14 days of case report for hepatitis A and acute or chronic hepatitis B and within 4 days for high-risk pertussis and meningococcal disease.

WORKFORCE SUMMARY

DEPARTMENT	FY2024	FY2025
FTE		
COMMUNICABLE DISEASE	1.25	1.35
FTE	1.25	1.35

SIGNIFICANT CHANGES

- After funding for Disease Intervention Specialist (DIS) position ended, work was reassigned the work to an Epidemiologist.

SUPPLEMENTAL INFORMATION

For FY 2024-25, the Immunization Action Plan program will be merged with this division.



Public Health - Prevention

BUDGET ORG

Fund: 208 Public Health Fund
Dept: 407 Public Health - Prevention
Category: Health & Human Services

KEY STAFF

Jayne Romero, Health and Human Services Director
Florence Pourtal, Public Health Division Director
Sara Herd, Health Promotion Program Manager

OVERVIEW

IHN CCO supports our three Community Mental Health Programs (Linn, Benton, and Lincoln) to provide trainings to community partners focused on suicide prevention. Building on an established culture of collaboration, it is the goal of the CMHP's to increase the number of individuals who can provide trainings and thus the number of individuals served. This will benefit the community by increasing the comfort levels of the providers in talking to those they serve about their mental health concerns and provide an early response to individuals who have suicidal thoughts.

MAJOR ACTIVITIES

- Coordinate and support local stakeholders and community members to attend trainings related to Mental Health Promotion and Suicide Prevention:
- Mental Health First Aid (MHFA) Training. Minimum 4 MHFA training, one per quarter
 - Question. Persuade. Refer. (QPR) Training. Minimum 4 QPR training, one per quarter
 - Other identified evidence-based trainings as needed. IE. Connect partners with additional training, i.e. ASIST
 - Increase capacity to provide Trauma Informed Care Foundations trainings in Lincoln County.
 - Communicate and disseminate MHPP regional materials for onecaringperson.com and ACEs, provide MHPP proclamations to Lincoln County board of commissioners, and attend health fairs and tabling events for outreach and engagement.

FUNDING SOURCES

- Mental Health Prevention and Promotion grant

REVENUE & EXPENDITURE SUMMARY

Public Health - Prevention Expenses & Revenues

	ACTUALS			FY24 ADOPTED BUDGET	FY 25 ADOPTED BUDGET	\$ Variance	% Change
	FY2021	FY2022	FY2023	FY2024	FY2025		
Revenues							
Beginning Balance	\$51,944	\$266,694	\$253,361	\$92,587	\$82,688	-\$9,899	-12%
Intergovernmental - Other	\$225,000	-	-\$157,583	-	\$0	\$0	-
Intergovernmental - State	\$37,178	\$18,589	\$37,178	\$37,178	\$39,166	\$1,988	5%
Interfund Transfers In	-	\$60,000	\$0	-	\$0	\$0	-
REVENUES TOTAL	\$314,122	\$345,283	\$132,957	\$129,765	\$121,854	-\$7,911	-6%
Expenses							
Elected Officials	-	-	-	-	\$0	\$0	-
Non-Represented	\$11,279	\$3,586	\$0	-	\$11,747	\$11,747	100%
Represented	\$14,781	\$15,800	\$3,326	\$3,425	\$15,425	\$12,000	78%
Holiday & Special Rate Pay	-	-	-	-	\$0	\$0	-
Overtime	-	-	-	-	\$0	\$0	-
Retirement	\$2,940	\$2,171	\$366	\$377	\$3,070	\$2,693	88%
Insurance	\$7,875	\$7,549	\$1,396	\$1,570	\$12,602	\$11,032	88%
Other Personnel Expenses	\$2,608	\$1,953	\$292	\$341	\$2,558	\$2,217	87%
Client Services	\$120	-	-	-	\$0	\$0	-
Furniture & Equipment <\$10K	-	-	-	-	\$2,500	\$2,500	100%
Office Expense	\$243	\$1,173	\$389	\$2,600	\$2,100	-\$500	-24%
Other Contract Services	\$1,514	\$39,507	\$601	\$10,000	\$0	-\$10,000	-
Program Expenses	-	\$15,276	\$1,680	\$18,000	\$3,000	-\$15,000	-500%
Rent & Facilities Expense	\$1,958	\$956	-	-	\$0	\$0	-
Training & Professional Development	\$536	-	\$85	\$5,100	\$500	-\$4,600	-920%
Travel	-	-	-	\$1,000	\$500	-\$500	-100%
Internal Service Charges	\$3,574	\$3,951	\$2,700	\$586	\$5,374	\$4,788	89%
Contingency	-	-	-	\$86,768	\$0	-\$86,768	-
EXPENSES TOTAL	\$47,428	\$91,922	\$10,834	\$129,767	\$59,376	-\$70,391	-119%
Revenues less Expenses	\$266,694	\$253,361	\$122,123	-\$2	\$62,478	-	-

RECENT ACCOMPLISHMENTS

- During the 2023-24 work period, Lincoln County Mental Health Prevention and Promotion (MHPP) led coordination and collaboration with Trauma Informed Oregon to offer instructor training for Trauma Informed Care trainings for the region hosted in Lincoln County at no cost to participants.
- Allocate MHPP funding to support the training and help participants overcome barriers to participation allowing them to become an instructor.
- Partnered with Lincoln County Veteran Service Director to present a Suicide Prevention Month proclamation with the Lincoln County Board of Commissioners.
- Disseminated MHPP program materials about ACE's and One Caring Person infographics, along with 988 materials and Youthline materials at 11 tabling events throughout Lincoln County as part of our outreach and engagement efforts.

GOALS & OBJECTIVES

- Health Impact: Improvement of quality of life; increase in ability to ask someone about suicide; and increase in readiness to support individuals at risk for suicide.
- Social Impact: Increase in number of mutually supported programs in the community and reduction in stigmatization and better understanding and acceptance of persons experiencing mental health conditions.

DEPARTMENT METRICS

- Tracking the number of provided trainings.
- Pre & post surveys for trainings.
- Tracking the number of agencies attending trainings.
- Tracking the number of policy briefs distributed.

WORKFORCE SUMMARY

DEPARTMENT	FY2024	FY2025
FTE		
PUBLIC HEALTH - PREVENTION	0.05	0.4
FTE	0.05	0.4

SIGNIFICANT CHANGES

There will be a staff change during 2024 to replace a Health Education Specialist, who is the new Health Promotion Program Manager.



HHS Administration

BUDGET ORG

Fund: 208 Public Health Fund
Dept: 410 HHS Administration
Category: Health & Human Services

KEY STAFF

Jayne Romero, Health and Human Services Director
Valerie Davis, Deputy Director of Quality and Risk Management
Tamara Ewing, Assistant Finance Director
Teresa Taylor-Sanchez, Medical Billing Supervisor
Monique Limon, Operations Manager

OVERVIEW

Provide administrative support and oversight to the service divisions that comprise Health and Human Services (HHS), which include the Lincoln Community Health Center, the Public Health division, the Behavioral Health division, and the Developmental Disabilities division.

MAJOR ACTIVITIES

- Oversight and operational support for all HHS divisions
- Billing for health care services provided within the divisions of HHS
- Financial activities including budgeting, grant reporting, accounts payable, and budget forecasting
- Quality and risk management
- Personnel management
- Contract management
- Tracking, project management, and public communications

FUNDING SOURCES

- Costs for the Administration unit are allocated to each budget program in Health and Human Services based on the number of staff (FTE's) in each program.

REVENUE & EXPENDITURE SUMMARY

HHS Administration Expenses & Revenues

	ACTUALS			FY24 ADOPTED BUDGET	FY 25 ADOPTED BUDGET	\$ Variance	% Change
	FY2021	FY2022	FY2023	FY2024	FY2025		
Revenues							
Beginning Balance	-	\$0	-	-	\$0	\$0	-
Charges For Services	\$1,985,354	\$2,167,490	\$2,067,560	\$3,139,025	\$3,728,284	\$589,259	16%
Intergovernmental - Federal	-	-	-	-	\$0	\$0	-
Miscellaneous	\$17,988	\$28,273	\$91,444	\$40,000	\$40,000	\$0	0%
Interfund Transfers In	\$0	\$0	\$0	-	\$252,090	\$252,090	100%
REVENUES TOTAL	\$2,003,342	\$2,195,763	\$2,159,004	\$3,179,025	\$4,020,374	\$841,349	21%
Expenses							
Elected Officials	-	-	-	-	\$0	\$0	-
Non-Represented	\$771,960	\$848,070	\$870,231	\$1,213,781	\$1,518,935	\$305,154	20%
Represented	\$338,407	\$377,421	\$422,502	\$462,730	\$519,156	\$56,426	11%
Part Time	\$112	-	\$4,985	-	\$52,000	\$52,000	100%
Holiday & Special Rate Pay	\$1,221	\$1,570	\$2,142	\$2,856	\$2,640	-\$216	-8%
Overtime	\$3,259	\$234	\$83	-	\$0	\$0	-
Retirement	\$128,657	\$142,530	\$148,552	\$192,830	\$234,860	\$42,030	18%
Insurance	\$325,079	\$334,455	\$323,940	\$632,014	\$841,350	\$209,336	25%
Other Personnel Expenses	\$108,260	\$123,784	\$115,158	\$166,852	\$191,831	\$24,979	13%
PS Budget Adjustments	-	-	-	-	\$0	\$0	-
Client Services	\$240	\$240	\$335	\$500	\$200	-\$300	-150%
Furniture & Equipment <\$10K	\$34,385	\$12,455	\$21,599	\$25,000	\$10,000	-\$15,000	-150%
IT Software & Equipment	\$510	\$2,325	\$3,147	\$14,250	\$5,000	-\$9,250	-185%
Office Expense	\$76,445	\$65,022	\$41,512	\$65,200	\$151,200	\$86,000	57%
Other Contract Services	\$62,329	\$98,237	\$88,579	\$54,000	\$73,533	\$19,533	27%
Program Expenses	\$6,082	\$16,538	\$21,850	\$9,500	\$43,600	\$34,100	78%
Rent & Facilities Expense	\$107,432	\$105,890	\$21,639	\$30,000	\$0	-\$30,000	-
Training & Professional Development	\$10,944	\$25,252	\$12,483	\$27,000	\$12,000	-\$15,000	-125%
Travel	\$893	-	\$0	\$5,000	\$2,000	-\$3,000	-150%
Internal Service Charges	\$30,389	\$42,192	\$61,282	\$67,105	\$81,305	\$14,200	17%
Transfers Out	-	-	-	-	\$0	\$0	-
Contingency	-	-	-	\$210,406	\$280,764	\$70,358	25%
Unappropriated	-	-	-	-	\$0	\$0	-
EXPENSES TOTAL	\$2,006,604	\$2,196,216	\$2,160,021	\$3,179,024	\$4,020,374	\$841,350	21%
Revenues less Expenses	-\$3,261	-\$453	-\$1,017	\$1	\$0	-	-

RECENT ACCOMPLISHMENTS

- Creation of Emergency Response Coordinator positions to ensure all service divisions are prepared to respond to potential disasters or emergencies.
- Creation of an Operations Manager position whose primary role is to give focused attention to HHS contract management, given the volume, and to reduce the burden on the County Legal Department
- Development and operation of emergency winter shelters in both Newport and Lincoln City
- Launched new 3-year strategic plan for HHS incorporating feedback from the DEI Assessment, Staff Surveys, and process correction needs identified by division directors.
- Initiated the implementation of a new inventory platform
- Mission, Vision, Core Values and Guiding Principles restated
- Marketing efforts launched for staff recruitment
- Wages restructured for licensed health care professionals

GOALS & OBJECTIVES

- Complete and update all HHS -wide and division specific policies and procedures and communicate to staff.
- establish reasonable and attainable productivity standards for all HHS staff.
- Equity, Diversity and Inclusion - planning via HRiA is focused on an Organizational Culture, Staff Voice, Community engagement and access to care, which dove-tails with a number of the staff satisfaction items.
- Employee orientation / onboarding - ensure that staff understand the organization of HHS, their role within the department, the expectations associated with their position and feel supported by leadership.
- Continued focus on marketing plan to recruit health care and other needed positions.
- Project- based budgeting and reporting for better utilization and tracking of grant funding.
- Staff Satisfaction Survey Improvement Plan to be developed to reflected areas highlighted by 2022 staff satisfaction survey.

DEPARTMENT METRICS

- HHS divisions include various achievement metrics that are reflected overall in the division specific pages.

WORKFORCE SUMMARY

DEPARTMENT	FY2024	FY2025
FTE		
HHS - ADMINISTRATIVE SERVICES	23.4	27.4
FTE	23.4	27.4

SIGNIFICANT CHANGES


- Administrative staff positions reconfigured for better staff utilization across the divisions
- Addition of a pharmacy at the Lee Street location
- Temporary relocation of administrative staff
- Implementation of DMS platform for organizing policies and procedures and staff training

SUPPLEMENTAL INFORMATION

HHS departments have a variety of complex funding streams, including over 140 unique funding streams that come into each of the four service divisions: Primary Care, Mental/Behavioral Health, Public Health, and Developmental Disabilities. The overall revenue of the Department is approximately \$32 Million per year from the following sources:

- Oregon Health Authority
- Department of Human Services
- Federal Government for Health Resources and Services Administration (HRSA)
- Inter Community Health Network - Coordinated Care Organization (IHN-CCO)
- 3rd party insurance payers such as Medicaid Open Card, Medicare, and traditional insurers
- Grants and various other smaller buckets of funding

HHS also receive \$625,000 from the County General Fund that is used as the required County match for the delivery of Maternal Child Family Health Medicaid reimbursable services. Most, but not all, of the funds that come into the Department and the various divisions, have "restrictions" on how the funds can be used. Meaning they can only be used to fund the operation of specifically defined programs and/or services.



Maternal/Child Home Visiting

BUDGET ORG

Fund: 208 Public Health Fund
Dept: 411 Maternal/Child Home Visiting
Category: Health & Human Services

KEY STAFF

Jayne Romero, Health and Human Services Director
Florence Pourtal, Public Health Director
Breeze Powell, MCH Program Manager

OVERVIEW

This program includes the Babies First!, CaCoon, Family Connects, and Oregon Mothers Care programs. These programs allow us to serve families and improve birth outcomes for pregnant women and their babies, improve perinatal mental health outcomes, provide preventive screening and health services to infants and children and educate parents to improve potential for normal growth and development. We also support children with special healthcare needs and chronic conditions until the age of 21, and their families, and offer universal postpartum visits to all birthing women in our county.

MAJOR ACTIVITIES

- Registered Nurses and Community Health Workers provide medical and social case management for pregnant people to prevent adverse pregnancy outcomes.
- Provide anticipatory education to prevent or reduce pregnancy risks and support clients in obtaining and following through with adequate medical care during pregnancy.
- Screen clients for Social Determinants of Health. Provide and facilitate referrals to community partners for additional indicated services i.e., housing, financial assistance, education, substance abuse, domestic violence, childcare, oral health, nutrition and other stressors that could impact positive birth outcomes.
- Once the child is born, we provide preventive screening and health services to improve potential for healthy growth and development.
- Program models implemented include Oregon Mothers Care, Babies First!, CaCoon the Family Connects Oregon model.

FUNDING SOURCES

- Maternity Case Management (MCM) Plus
- Oregon Health Authority
- CaCoon funding
- Targeted Case Management

REVENUE & EXPENDITURE SUMMARY

Maternal/Child Home Visiting Expenses & Revenues

	ACTUALS			FY24 ADOPTED BUDGET	FY 25 ADOPTED BUDGET	\$ Variance	% Change
	FY2021	FY2022	FY2023	FY2024	FY2025		
Revenues							
Beginning Balance	\$140,834	\$329,846	\$306,657	\$290,252	\$229,375	-\$60,877	-27%
Charges For Services	\$538,727	\$410,641	\$425,227	\$545,000	\$536,119	-\$8,881	-2%
Intergovernmental - Federal	\$32,342	\$44,927	\$74,806	\$60,182	\$54,482	-\$5,700	-10%
Intergovernmental - State	\$51,188	\$80,198	\$180,632	\$79,507	\$259,838	\$180,331	69%
Miscellaneous	\$200	\$100	\$100	-	\$0	\$0	-
REVENUES TOTAL	\$763,291	\$865,713	\$987,422	\$974,941	\$1,079,814	\$104,873	10%
Expenses							
Elected Officials	-	-	-	-	\$0	\$0	-
Non-Represented	\$27,269	\$73,474	\$73,991	\$69,448	\$96,938	\$27,490	28%
Represented	\$204,062	\$204,160	\$275,665	\$308,648	\$388,544	\$79,896	21%
Part Time	-	\$5,849	\$3,333	\$33,478	\$0	-\$33,478	-
Holiday & Special Rate Pay	\$420	\$443	\$1,271	-	\$1,920	\$1,920	100%
Overtime	-	\$611	-	-	\$0	\$0	-
Retirement	\$25,750	\$31,291	\$39,169	\$42,023	\$54,154	\$12,131	22%
Insurance	\$31,721	\$40,118	\$46,330	\$115,623	\$177,384	\$61,761	35%
Other Personnel Expenses	\$26,722	\$31,539	\$36,009	\$42,193	\$49,198	\$7,005	14%
Client Services	\$102	\$120	\$120	-	\$0	\$0	-
Furniture & Equipment <\$10K	-	\$3,690	\$877	\$1,200	\$2,500	\$1,300	52%
IT Software & Equipment	-	-	-	-	\$1,000	\$1,000	100%
Office Expense	\$16,008	\$12,344	\$15,322	\$20,000	\$16,900	-\$3,100	-18%
Other Contract Services	\$6,647	\$6,047	\$5,779	\$5,400	\$8,500	\$3,100	36%
Program Expenses	\$81	\$6,455	\$9,721	\$11,100	\$25,800	\$14,700	57%
Rent & Facilities Expense	\$13,903	\$11,841	\$18,309	\$22,880	\$12,000	-\$10,880	-91%
Training & Professional Development	\$885	\$1,013	\$2,203	\$2,820	\$3,880	\$1,060	27%
Travel	-	\$432	\$718	\$3,000	\$6,000	\$3,000	50%
Capital Expenditures	-	-	-	-	\$0	\$0	-
Internal Service Charges	\$64,088	\$74,193	\$95,371	\$126,252	\$167,334	\$41,082	25%
Contingency	-	-	-	\$170,876	\$13,261	-\$157,615	-1189%
EXPENSES TOTAL	\$417,656	\$503,620	\$624,187	\$974,941	\$1,025,313	\$50,372	5%
Revenues less Expenses	\$345,634	\$362,093	\$363,235	\$0	\$54,501	-	-

RECENT ACCOMPLISHMENTS

- An increase in referrals and enrollment into all programs within this section.
- Increased the quality of data reporting for internal and community facing dashboards.
- Through the community advisory board and other outreach efforts we have increased community knowledge of the programs and partner engagement.
- Developed and implemented an equity based referral policy for our section.
- Brought the community lead work for the Family Connects Program in house and have expanded the community advisory board and launched a special projects committee that is leading the first Lincoln County Community Advisory Board family festival.
- Maintained the capacity to see all postpartum clients that opt in via the Family Connects program, despite being short staffed for most of the year.

GOALS & OBJECTIVES

- Goals for the upcoming fiscal year include:
 - Continue increasing referrals and enrollment into all programs within this section; strengthen partnerships with the local hospitals to grow Family Connects program; and offer more specialized training to the CaCoon nurses to expand scope and broaden the ability to meet the needs of the families served.

DEPARTMENT METRICS

- For the fiscal year July 1 2022 - June 30 2023, total visits for the year were 1,088.
- Case manager provided interpretation for 243 of home visits, in addition to the 271 case management visits provided to clients.
- Contracted out to provide interpretation in Mam during 140 visits.
- Enrolled 129 new clients into the Babies First and CaCoon programs during this year.

WORKFORCE SUMMARY

DEPARTMENT	FY2024	FY2025
FTE		
MATERNAL/CHILD HEALTH HOME VISITING	5.4	5.6
FTE	5.4	5.6

SIGNIFICANT CHANGES

- Lost one of the Family Connects nurses in April 2023 and remained understaffed until January 2024, which impacted the team and added to a growing waitlist for Babies First and CaCoon programs. We are now finally making some progress on; hopefully this year there will be a significant increase in visits and clients served.
- Continue to receive funding from OHA to implement the Family Connects model and offset the administrative burden of reaching model fidelity and continuing to troubleshoot commercial billing issues for this program.



Nurse Family Partnership

BUDGET ORG

Fund: 208 Public Health Fund
Dept: 412 Nurse Family Partnership
Category: Health & Human Services

KEY STAFF

Jayne Romero, Health and Human Services Director
Florence Pourtal, Public Health Division Director
Breeze Powell, MCH Program Manager

OVERVIEW

Nurse Family Partnership (NFP) is an evidence-based community health program that helps to enrich the lives of vulnerable parents pregnant with a first child, continuing up to the child's second birthday.

MAJOR ACTIVITIES

- Nurses working under the guidelines of this evidence- based program establish trusting relationships with clients to help families engage in preventative health practices, including thorough prenatal care from healthcare providers, improving diets, and reducing use of tobacco, alcohol and illegal substances.
- Improve child health and development by helping parents provide responsible and competent care; and improve the economic self-sufficiency by having a vision for their own future, including planning for future pregnancies, continuing education and finding work.

FUNDING SOURCES

- MIECHV NFP Grants
- Maternity Case Management (MCM) Plus
- Targeted Case Management

REVENUE & EXPENDITURE SUMMARY

Nurse Family Partnership Revenue & Expenses

	ACTUALS			FY24 ADOPTED BUDGET	FY 25 ADOPTED BUDGET	\$ Variance	% Change
	FY2021	FY2022	FY2023	FY2024	FY2025		
Revenues							
Beginning Balance	\$150,976	\$243,159	\$219,600	\$157,675	\$140,593	-\$17,082	-12%
Charges For Services	\$544,146	\$378,876	\$350,794	\$325,000	\$412,943	\$87,943	21%
Intergovernmental - Federal	\$116,069	\$181,587	\$204,061	\$365,000	\$333,100	-\$31,900	-10%
Intergovernmental - State	\$13,020	\$9,765	\$11,625	\$5,000	\$10,000	\$5,000	50%
Miscellaneous	-	-	-	-	\$0	\$0	-
Interfund Transfers In	-	-	-	-	\$0	\$0	-
REVENUES TOTAL	\$824,210	\$813,387	\$786,080	\$852,675	\$896,636	\$43,961	5%
Expenses							
Elected Officials	-	-	-	-	\$0	\$0	-
Non-Represented	\$45,448	\$107,862	\$79,932	\$71,442	\$70,968	-\$474	-1%
Represented	\$253,509	\$184,008	\$201,611	\$210,518	\$231,492	\$20,974	9%
Part Time	-	\$4,931	\$1,111	\$11,159	\$0	-\$11,159	-
Holiday & Special Rate Pay	\$420	\$362	\$424	-	\$0	\$0	-
Overtime	-	\$1,143	-	-	\$0	\$0	-
Retirement	\$33,256	\$33,074	\$31,539	\$31,447	\$33,595	\$2,148	6%
Insurance	\$70,530	\$62,506	\$74,037	\$97,682	\$110,780	\$13,098	12%
Other Personnel Expenses	\$34,076	\$32,122	\$27,533	\$31,576	\$31,334	-\$242	-1%
Client Services	-	\$120	-	-	\$100	\$100	100%
Furniture & Equipment <\$10K	\$1,917	\$1,565	\$519	\$1,000	\$2,500	\$1,500	60%
IT Software & Equipment	-	-	-	-	\$1,000	\$1,000	100%
Office Expense	\$18,250	\$11,761	\$11,651	\$14,050	\$14,600	\$550	4%
Other Contract Services	\$5,647	\$5,223	\$44,731	\$6,000	\$56,100	\$50,100	89%
Program Expenses	\$3,794	\$14,214	\$1,388	\$3,500	\$3,100	-\$400	-13%
Rent & Facilities Expense	\$13,903	\$17,068	\$15,992	\$20,800	\$0	-\$20,800	-
Training & Professional Development	\$19,888	\$37,098	\$28,869	\$25,325	\$25,790	\$465	2%
Travel	-	-	\$3,316	\$4,000	\$4,000	\$0	0%
Internal Service Charges	\$80,413	\$80,731	\$72,808	\$91,673	\$105,199	\$13,526	13%
Contingency	-	-	-	\$172,534	\$10,933	-\$161,601	-1,478%
EXPENSES TOTAL	\$581,051	\$593,787	\$595,460	\$792,706	\$701,491	-\$91,215	-13%
Revenues less Expenses	\$243,159	\$219,600	\$190,620	\$59,969	\$195,145	-	-

RECENT ACCOMPLISHMENTS

- In February 2023 this NFP program was awarded an Incentive Fund grant from the National Service Office to support program expansion into Linn County.
- Over the past year this expansion has been very successful and the Linn County nurse met caseload requirements before the target date. The team has reached the goal of being at 85% of caseload.
- NFP team worked very hard to improve data collection and quality and is now scoring at the national level or higher in every area.
- Current fidelity score is 81.52 compared to the state average of 69.89 and the national score of 73.08. This score measures 19 elements to meet model fidelity.

GOALS & OBJECTIVES

- Continuing to increase outreach efforts and bring more referrals to the program.
- Maintain at least 85% of caseload goal
- Maintain strong community partnerships through engagement in the Community Advisory Board
- Maintain a fidelity score of 80% or higher.

DEPARTMENT METRICS

- From July 1, 2022 - June 30, 2023, program served 50 families, for a total of 82 clients. 39 of which were newly enrolled pregnant clients, which had 8 families graduated from the program at the 2-year mark. This team completed 1,019 visits for families over the year. Received 146 referrals and enrolled 51 eligible clients to the program.

WORKFORCE SUMMARY

DEPARTMENT	FY2024	FY2025
FTE		
NURSE FAMILY PARTNERSHIP	4	3.5
FTE	4	3.5

SIGNIFICANT CHANGES

- Embarked on the NFP expansion pilot to Linn County. The lead NFP nurse has continued to work closely with Nurture Oregon, a program that supports families during the perinatal period that are struggling with substance misuse and/or in recovery.
- Program manager took over as nurse supervisor of this program and completed all training between Nov. 2022 and July 2023.
- The support specialist of 10 years retired and the position was filled October 2023.
- The referral conversion rates and data quality have improved significantly under the new program support specialist, which directly allows the program to maintain MIECHV funding.



WIC Program

BUDGET ORG

Fund: 208 Public Health Fund
Dept: 413 WIC Program
Category: Health & Human Services

KEY STAFF

Jayne Romero, Health and Human Services Director
Florence Pourtal, Public Health Division Director
Breeze Powell, MCH Program Manager

OVERVIEW

Provide comprehensive nutrition education, health screenings, and food benefits to low-income women, infants and children at nutritional risk. Make needed referrals to community partners.

MAJOR ACTIVITIES

- Serve an authorized caseload of 1,132 women, infants, and children who meet eligibility criteria and have a nutritional or health risk for the fiscal year 22-23.
- Each eligible client is required to have four appointments per year and receives risk assessment, health guidance, and nutrition education, as well as food benefits for healthy foods to be redeemed at local grocery stores.
- We also have a Registered Dietician that can support families with high risk factors.

FUNDING SOURCES

- Oregon Health Authority
- WIC Special Grants

REVENUE & EXPENDITURE SUMMARY

WIC Program Expenses & Revenues

	ACTUALS			FY24 ADOPTED BUDGET	FY 25 ADOPTED BUDGET	\$ Variance	% Change
	FY2021	FY2022	FY2023	FY2024	FY2025		
Revenues							
Beginning Balance	\$77,550	-	-	-	-\$175,599	-\$175,599	100%
Intergovernmental - Federal	\$244,249	\$250,921	\$254,177	\$253,614	\$267,515	\$13,901	5%
Miscellaneous	-	-	-	-	\$0	\$0	-
Interfund Transfers In	\$0	\$96,373	-	-	\$0	\$0	-
REVENUES TOTAL	\$321,799	\$347,293	\$254,177	\$253,614	\$91,916	-\$161,698	-176%
Expenses							
Elected Officials	-	-	-	-	\$0	\$0	-
Non-Represented	\$59,339	\$63,621	\$67,092	\$82,911	\$103,976	\$21,065	20%
Represented	\$136,405	\$157,085	\$165,200	\$170,094	\$251,859	\$81,765	32%
Part Time	-	-	-	-	\$0	\$0	-
Holiday & Special Rate Pay	\$2,520	\$2,625	\$4,495	\$5,760	\$7,680	\$1,920	25%
Overtime	-	\$87	-	-	\$0	\$0	-
Retirement	\$22,415	\$25,444	\$26,564	\$29,112	\$40,743	\$11,631	29%
Insurance	\$55,719	\$64,021	\$64,931	\$131,424	\$166,604	\$35,180	21%
Other Personnel Expenses	\$19,716	\$22,535	\$20,900	\$25,688	\$34,161	\$8,473	25%
Client Services	\$120	-	-	-	\$0	\$0	-
Furniture & Equipment <\$10K	\$4,886	\$935	-	-	\$500	\$500	100%
IT Software & Equipment	-	-	-	-	\$400	\$400	100%
Office Expense	\$8,901	\$8,509	\$8,837	\$8,300	\$9,200	\$900	10%
Other Contract Services	\$9,057	\$8,181	\$9,553	\$8,500	\$10,000	\$1,500	15%
Program Expenses	\$790	\$69	\$2,644	\$500	\$150	-\$350	-233%
Rent & Facilities Expense	\$4,800	\$4,800	\$4,834	-	\$5,000	\$5,000	100%
Training & Professional Development	\$110	\$594	-\$470	\$3,600	\$2,500	-\$1,100	-44%
Travel	\$16	\$31	\$92	\$700	\$700	\$0	0%
Internal Service Charges	\$29,842	\$35,350	\$31,158	\$45,785	\$71,639	\$25,854	36%
Contingency	-	-	-	\$17,206	\$13,528	-\$3,678	-27%
EXPENSES TOTAL	\$354,636	\$393,887	\$405,828	\$529,580	\$718,640	\$189,060	26%
Revenues less Expenses	-\$32,837	-\$46,593	-\$151,651	-\$275,966	-\$626,724	-	-

RECENT ACCOMPLISHMENTS

- As of January 2023 , WIC program reached a 100% participating caseload of 1,023 participants served.
- WIC participant breast feeding initiation is at 99%.
- WIC just hired a remote breast-feeding peer counselor as part of a collaboration with Linn County, a pilot peer counseling expansion program to better support breastfeeding parents.
- WIC serves our Lincoln County WIC participants using a texting number authorized by PH director, making a big difference is reducing barriers for clients.
- Received a one-time grant for outreach and engagement of Spanish and Mam speaking families eligible for the WIC program. This grant started May 2023 and ends October 2024.

GOALS & OBJECTIVES

- Continue reaching out to our Latino/a and Indigenous populations.
- Implement the breastfeeding peer counseling expansion pilot program and tracking data/results.
- Maintain and/or increase current caseload and participation rates.
- Maintain staffing longevity and staff workplace satisfaction.
- Have at least one staff member complete the qualified or certified medical interpreter training to work directly with our registered dietician.

DEPARTMENT METRICS

- In January 2023 we had a total of 479 appointments, 40 new enrollees, and 35 graduating clients.
- Served a total of 1,023 participants in January 2023.
- 856 WIC families served in 2021 and 63% of those are working families.
- The 2021 WIC report states that WIC participants spent \$606,902 at local stores in the county. This number expected to be higher with the state's 2022 report. Currently have 15 local stores accepting WIC and 5 participating farmers accepting WIC.
- WIC participants have paid \$7,188 to local farmers using the WIC Farm Direct Nutrition Program checks as of the 2021 state report.

WORKFORCE SUMMARY

DEPARTMENT	FY2024	FY2025
FTE		
WOMEN, INFANTS & CHILDREN PROGRAM	4.2	5.4
FTE	4.2	5.4

SIGNIFICANT CHANGES

- Pilot breastfeeding peer support program to begin.
- Satellite clinics re-opened in Waldport and Siletz.
- Increasing in-person participant appointments in clinic.
- WIC resumed going to the Farmer's Market to distribute Farm Direct Checks.



Tobacco Education/Prevention

BUDGET ORG

Fund: 208 Public Health Fund
Dept: 414 Tobacco Education/Prevention
Category: Health & Human Services

KEY STAFF

Jayne Romero, Health and Human Services Director
Florence Pourtal, Public Health Division Director
Sara Herd, Health Promotion Program Manager

OVERVIEW

Lincoln County’s Tobacco Prevention and Education Program (TPEP) strives to make Lincoln County reduce the community burden of chronic disease and deaths caused by commercial tobacco use by preventing the use initiation of tobacco and nicotine products; promoting cessation and helping those who quite stay quit; eliminating exposure to secondhand smoke; and addressing equity related issues from commercial tobacco and nicotine products.

MAJOR ACTIVITIES

- Partnering with Lincoln County School District to develop a youth vaping prevention program that can be delivered to youth, staff, and/or parents to be implemented in the fall of 2024-25 school year.
- Educated policy leaders asking that the County and each incorporated City restrict Tobacco Retail Density by passing an ordinance restricting retailers who are licensed to sell commercial tobacco products from within 1,000 feet of another licensed retailer or from within 1,000 feet of a public school.
- Explore policy solutions to expand the Indoor Clean Air Act to further reduce the exposure to secondhand smoke. They will be identifying problem areas, engage stakeholders, educate policy leaders and the community about policy solutions, and gauge political will and readiness for change.
- Respond to any complaints of violations to the Indoor Clean Air Act, including sending out notification letters regarding the complaint and investigating through a site visit and creating a remediation plan for any violations. Lincoln County TPEP will respond to each complaint within the legally required timeframes of the Indoor Clean Air Act.
- Support statewide initiatives to ban the sale of flavored tobacco and nicotine products, including garnering resolution support from the Lincoln County Board of Commissioners and the Lincoln County School District Board of Education.
- Achieve these major activities, including but not limited to, through multiple partnerships with local community based organizations, InterCommunity Health CCO, Samaritan Health Services, Lincoln County School District; outreach, engagement, and education to community tabling events; presentations to specific audiences, like the Lincoln County Board of Commissioners, City Council meetings, to the Public Health Advisor Committee; and through additional communication efforts such as earned media and social media campaigns.

FUNDING SOURCES

- Oregon Health Authority

REVENUE & EXPENDITURE SUMMARY

Tobacco Education/Prevention Expenses & Revenues

	ACTUALS			FY24 ADOPTED BUDGET	FY 25 ADOPTED BUDGET	\$ Variance	% Change
	FY2021	FY2022	FY2023	FY2024	FY2025		
Revenues							
Beginning Balance	\$12,778	\$19,712	\$12,515	\$113,007	\$68,589	-\$44,418	-65%
Intergovernmental - State	\$128,263	\$100,935	\$251,078	\$191,385	\$309,400	\$118,015	38%
REVENUES TOTAL	\$141,041	\$120,648	\$263,593	\$304,392	\$377,989	\$73,597	19%
Expenses							
Elected Officials	-	-	-	-	\$0	\$0	-
Non-Represented	\$24,389	\$8,908	\$20,414	\$21,598	\$31,324	\$9,726	31%
Represented	\$44,343	\$47,399	\$83,105	\$65,076	\$107,369	\$42,293	39%
Holiday & Special Rate Pay	-	-	-	-	\$1,344	\$1,344	100%
Overtime	-	-	-	-	\$0	\$0	-
Retirement	\$7,716	\$6,294	\$11,516	\$9,669	\$15,620	\$5,951	38%
Insurance	\$22,435	\$22,291	\$33,002	\$32,776	\$52,273	\$19,497	37%
Other Personnel Expenses	\$6,879	\$5,716	\$9,250	\$8,618	\$13,170	\$4,552	35%
Client Services	-	-	-	-	\$0	\$0	-
Furniture & Equipment <\$10K	\$37	\$1,712	\$12,214	\$4,000	\$0	-\$4,000	-
IT Software & Equipment	-	-	-	-	\$3,000	\$3,000	100%
Office Expense	\$2,727	\$2,050	\$16,029	\$6,420	\$6,890	\$470	7%
Other Contract Services	\$473	\$612	\$1,634	\$1,000	\$10,000	\$9,000	90%
Program Expenses	\$67	-	\$20,679	\$5,813	\$1,750	-\$4,063	-232%
Rent & Facilities Expense	\$2,593	\$2,487	\$3,964	\$2,600	\$0	-\$2,600	-
Training & Professional Development	\$109	\$299	\$695	\$2,800	\$1,000	-\$1,800	-180%
Travel	-	-	\$1,350	\$9,060	\$6,365	-\$2,695	-42%
Internal Service Charges	\$9,561	\$10,364	\$8,970	\$14,136	\$26,098	\$11,962	46%
Contingency	-	-	-	\$120,825	\$9,263	-\$111,562	-1,204%
EXPENSES TOTAL	\$121,329	\$108,132	\$222,823	\$304,391	\$285,466	-\$18,925	-7%
Revenues less Expenses	\$19,712	\$12,515	\$40,770	\$1	\$92,523	-	-

RECENT ACCOMPLISHMENTS

- Partnering with the Cancer Action Network to provide policy leader education and garnering support for a Statewide Tobacco Flavor Ban and turning into a great conversation about the possibilities of implementing local flavor bans. It also highlighted the urgent need to address youth vaping.
- Four of the seven incorporated cities passed resolutions urging the State of Oregon to continue their work on a statewide flavor ban on tobacco and nicotine products, including Depoe Bay, Siletz, Newport, and Waldport.
- Provided a workshop about on tobacco and vaping use and media advertising at the PAADA Youth Leadership Conference, attended by approximately 150 Lincoln County School District high school students. Youth attendees from each school then developed a leadership project.
- Newport High School students chose to address vaping nicotine in bathrooms as their project focus.

GOALS & OBJECTIVES

- Eliminate exposure to secondhand smoke; highlight and promote smoke free properties; and investigate local Indoor Clean Air Act complaints.
- Promote quitting among adults and youth; implement closed loop referral processes; and share Smoke-free Oregon Social Media Campaigns.
- Prevent initiation among youth and young adults and support Lincoln County School District Vaping campaign.
- Advance health equity by identifying and eliminating commercial tobacco product-related inequities and disparities and Identify and gain a better understanding of the local population who disproportionately experiencing greatest tobacco-related health disparities.

DEPARTMENT METRICS

- Number of activities completed towards advancing evidence-based and/or community-driven program or policy strategies; number of community-based organizations engaged to build capacity for equitable and community-driven tobacco prevention efforts; and completing Indoor Clean Air Act complaint responses within the State required timelines.

WORKFORCE SUMMARY

DEPARTMENT	FY2024	FY2025
FTE		
TOBACCO EDUCATION/PREVENTION GRANT	1.2	2.1
FTE	1.2	2.1

SIGNIFICANT CHANGES

- Ballot Measure 108 funding will be braided into the tiered TPEP model for the 2023 to 2025 biennium, moving our tobacco prevention and education forward to address those equity issues and support community-based organizations.



COVID Response

BUDGET ORG

Fund: 208 Public Health Fund
Dept: 415 COVID Response
Category: Health & Human Services

KEY STAFF

Jayne Romero, Health and Human Services Director
Florence Pournal, Public Health Division Director

OVERVIEW

Coordinated efforts to reduce the rate of infection, transmission and outbreaks associated with COVID-19.

MAJOR ACTIVITIES

- Mandate for COVID-19 to be reported to Public Health ended early in 2023.
- Role shifted to focusing on outbreak response in facilities of high consequence and continuing to make vaccines easily accessible to community members.

FUNDING SOURCES

- Fund balance remaining from initial COVID funding

REVENUE & EXPENDITURE SUMMARY

Covid Response Expenses & Revenues

	ACTUALS			FY24 ADOPTED BUDGET	FY 25 ADOPTED BUDGET	\$ Variance	% Change
	FY2021	FY2022	FY2023	FY2024	FY2025		
Revenues							
Beginning Balance	-	-	\$1,142,894	\$729,353	\$411,211	-\$318,142	-77%
Intergovernmental	-	-	-	-	\$0	\$0	-
Intergovernmental - Federal	-	-	\$120,553	-	\$0	\$0	-
Miscellaneous	-	-	\$221	-	\$0	\$0	-
Interfund Transfers In	-	-	-	-	\$0	\$0	-
REVENUES TOTAL	-	-	\$1,263,668	\$729,353	\$411,211	-\$318,142	-77%
Expenses							
Elected Officials	-	-	-	-	\$0	\$0	-
Non-Represented	-	-	\$32,845	\$42,640	\$127,967	\$85,327	67%
Represented	-	-	\$119,616	\$201,657	\$119,707	-\$81,950	-68%
Part Time	-	-	-	-	\$0	\$0	-
Holiday & Special Rate Pay	-	-	\$500	-	\$672	\$672	100%
Overtime	-	-	-	-	\$0	\$0	-
Retirement	-	-	\$17,009	\$27,088	\$27,940	\$852	3%
Insurance	-	-	\$38,422	\$101,691	\$96,366	-\$5,325	-6%
Other Personnel Expenses	-	-	\$13,755	\$24,124	\$23,325	-\$799	-3%
Client Services	-	-	\$60	\$500	\$0	-\$500	-
Furniture & Equipment <\$10K	-	-	\$4,128	\$3,000	\$0	-\$3,000	-
IT Software & Equipment	-	-	-	-	\$0	\$0	-
Office Expense	-	\$0	\$6,933	\$28,000	\$0	-\$28,000	-
Other Contract Services	-	\$0	\$9,687	\$54,800	\$0	-\$54,800	-
Program Expenses	-	-	\$1,048	\$2,000	\$0	-\$2,000	-
Rent & Facilities Expense	-	-	\$6,510	\$8,000	\$0	-\$8,000	-
Training & Professional Development	-	-	\$2,571	\$9,500	\$0	-\$9,500	-
Travel	-	-	\$2,880	\$5,000	\$0	-\$5,000	-
Internal Service Charges	-	-	\$31,400	\$41,064	\$46,768	\$5,704	12%
Contingency	-	-	-	\$110,333	\$21,858	-\$88,475	-405%
EXPENSES TOTAL	-	\$0	\$287,364	\$659,397	\$464,603	-\$194,794	-42%
Revenues less Expenses	\$0	\$0	\$976,304	\$69,956	-\$53,392	-	-

RECENT ACCOMPLISHMENTS

- Hosted 44 community vaccine clinics ensuring low barrier access to COVID and Flu vaccines.

GOALS & OBJECTIVES

- Reduce the spread of COVID-19 and increase vaccine accessibility for all.

DEPARTMENT METRICS

- Number of COVID-19 related outbreaks investigated and mitigated by the Public Health division; number of vaccination events conducted throughout the county; number of vaccines administered to Lincoln County residents.

WORKFORCE SUMMARY


DEPARTMENT	FY2024	FY2025
FTE		
COVID RESPONSE	4.3	3.15
FTE	4.3	3.15

SIGNIFICANT CHANGES

- No longer mandated to investigate all reported cases of COVID-19.

SUPPLEMENTAL INFORMATION

See COVID dashboard for more data



Parents as Teachers Program

BUDGET ORG

Fund: 208 Public Health Fund
Dept: 417 Parents as Teachers Program
Category: Health & Human Services

KEY STAFF

Jayne Romero, Health and Human Services Director
Florence Pourtal, Public Health Division Director
Breeze Powell, MCH Program Manager

OVERVIEW

Lincoln County Parents as Teachers (PAT) is an evidence- based home visiting program that strives to deliver a model of care to strengthen families, increase understanding of human development, support healthy growth and development, and promote self-sufficiency and socialization skills using culturally appropriate methods for the population. This also includes group sessions for families and other community members, providing social support networks for families so children are better prepared for kindergarten. The model strives to prevent child abuse by supporting parents to understand what healthy parent-child interaction is.

MAJOR ACTIVITIES

- Provide evidence-based parenting education to families to promote early learning and school readiness for children aged 0-5, meeting families where they are- in the office, the home, the community or wherever the family feels safe.
- Provide developmental screening for children, parent child interaction activities and education, case management and support for families to connect to community resources and provide monthly groups that families can engage in to promote healthy social behaviors.

FUNDING SOURCES

- Family First Prevention Act
- Oregon Department of Human Services
- Targeted Case Management

REVENUE & EXPENDITURE SUMMARY

Parents As Teachers Program Revenue & Expenses

	ACTUALS			FY24 ADOPTED BUDGET	FY 25 ADOPTED BUDGET	\$ Variance	% Change
	FY2021	FY2022	FY2023	FY2024	FY2025		
Revenues							
Beginning Balance	\$181,625	\$327,145	\$404,376	\$277,216	\$138,051	-\$139,165	-101%
Charges For Services	\$488,902	\$431,357	\$330,538	-	\$0	\$0	-
Intergovernmental - Federal	-	-	-	-	\$700,000	\$700,000	100%
Intergovernmental - Other	-	-	-	-	\$0	\$0	-
Intergovernmental - State	-	-	-	\$425,000	\$0	-\$425,000	-
Interfund Transfers In	-	-	-	-	\$35,000	\$35,000	100%
REVENUES TOTAL	\$670,527	\$758,503	\$734,914	\$702,216	\$873,051	\$170,835	20%
Expenses							
Elected Officials	-	-	-	-	\$0	\$0	-
Non-Represented	\$54,245	\$65,519	\$95,673	\$79,945	\$85,239	\$5,294	6%
Represented	\$101,302	\$102,656	\$100,187	\$110,333	\$131,356	\$21,023	16%
Part Time	-	\$1,950	\$1,111	\$11,159	\$0	-\$11,159	-
Holiday & Special Rate Pay	\$1,680	\$1,645	\$2,705	-	\$1,920	\$1,920	100%
Overtime	-	\$204	-	-	\$0	\$0	-
Retirement	\$17,887	\$19,486	\$22,689	\$21,579	\$24,685	\$3,106	13%
Insurance	\$70,356	\$66,032	\$70,198	\$104,645	\$116,173	\$11,528	10%
Other Personnel Expenses	\$19,701	\$19,548	\$19,948	\$21,570	\$23,317	\$1,747	7%
Client Services	-	-	\$120	-	\$3,000	\$3,000	100%
Furniture & Equipment <\$10K	\$854	\$235	\$645	\$1,000	\$10,500	\$9,500	90%
IT Software & Equipment	-	-	-	-	\$1,000	\$1,000	100%
Office Expense	\$13,714	\$8,492	\$11,295	\$10,715	\$17,100	\$6,385	37%
Other Contract Services	\$1,998	\$1,746	\$2,849	\$2,600	\$2,600	\$0	0%
Program Expenses	\$125	\$1,599	\$954	\$1,000	\$4,300	\$3,300	77%
Rent & Facilities Expense	\$10,903	\$13,861	\$12,020	\$15,600	\$2,600	-\$13,000	-500%
Training & Professional Development	\$3,713	\$807	\$4,715	\$10,900	\$5,600	-\$5,300	-95%
Travel	-	-	\$349	\$9,600	\$9,600	\$0	0%
Internal Service Charges	\$46,905	\$50,348	\$48,103	\$74,109	\$85,669	\$11,560	13%
Contingency	-	-	-	\$11,463	\$177,872	\$166,409	94%
EXPENSES TOTAL	\$343,382	\$354,127	\$393,564	\$486,218	\$702,531	\$216,313	31%
Revenues less Expenses	\$327,145	\$404,376	\$341,350	\$215,998	\$170,520	-	-

RECENT ACCOMPLISHMENTS

- Hired new Home Visitor and Supervisor, MCFH Program Manager negotiated and secured grant funding for the model to start Jan 1, 2024.
- PAT is now officially affiliated and recognized as a national PAT site.

GOALS & OBJECTIVES

- Maintain a caseload of at least 20 families served at all times
- Strengthen referral partnership with local CPS department
- Shift to independent model and discontinue billing for TCM
- Complete all policies and protocols needed for new program implementation.

DEPARTMENT METRICS

- For the fiscal year 2023, 763 total visits.
- Bilingual team members provided an additional 86 visits interpreting for a nurse in another program.
- Enrolled 15 new families into the program that year.

WORKFORCE SUMMARY

DEPARTMENT	FY2024	FY2025
FTE		
PARENTS AS TEACHERS PROGRAM	3.4	3.7
FTE	3.4	3.7

SIGNIFICANT CHANGES

- After staff turnover, hired a new home visitor and supervisor for this program.
- Secured a grant through Oregon Department of Human Services (ODHS) and the Family First Prevention Act (FFPSA) to completely fund this program (including all FTE and associated training, implementation and associated annual fees and admin costs). This contract is active as of January 1, 2024, allowing the team to transition to a fully affiliated site with PAT national service office and regaining independence as a home visiting program within Public Health.
- Undergoing extensive training and discontinuing billing for services March 1, 2024, and the program will no longer require nurse support.



Addictions Prevention

BUDGET ORG

Fund: 208 Public Health Fund
Dept: 430 Addictions Prevention
Category: Health & Human Services

KEY STAFF

Jayne Romero, Health and Human Services Director
Florence Pourtal, Public Health Division Director
Sara Herd, Health Promotion Program Manager

OVERVIEW

Lincoln County's Alcohol and Other Drug Prevention and Education Program (ADPEP), PE36, works on strategies and policies to prevent excessive alcohol use, and alcohol and drug misuse, abuse and addiction throughout Lincoln County.

Lincoln County's Problem Gambling prevention program (SE80) increases awareness, provides tips to reduce risk, promotes treatment, and provides technical assistance for developing policies to reduce risk of problem gambling.

MAJOR ACTIVITIES

ADPEP:

- Work with OHA technical assistance to build a situational assessment plan by March, 2024. Implement the assessment and evaluate the findings by September 2024.
- Co-sponsor with OLCC a Responsible Alcohol Sales Training (RAST), for all business owners and staff who serve or sell alcohol, tobacco, or cannabis.
- Promote drug and alcohol resources and provide substance abuse education focusing on alcohol, opioid, and cannabis education and prevention.

Problem Gambling:

- Developing and implement education and outreach campaigns, collaborating with local organizations, and providing resources for individuals and families affected by problem gambling.

FUNDING SOURCE

- Oregon Health Authority

REVENUE & EXPENDITURE SUMMARY

Addictions Prevention Revenue & Expenses

	ACTUALS			FY24 ADOPTED BUDGET	FY 25 ADOPTED BUDGET		\$ Variance	% Change
	FY2021	FY2022	FY2023	FY2024	FY2025			
Revenues								
Beginning Balance	\$44,439	\$78,673	\$85,555	\$107,722	\$46,074	-\$61,648	-134%	
Intergovernmental - Federal	\$58,065	\$47,184	\$109,659	\$61,250	\$61,250	\$0	0%	
Intergovernmental - State	\$43,465	\$26,000	\$29,900	\$26,000	\$29,900	\$3,900	13%	
Interfund Transfers In	\$60,000	-	-	-	\$60,000	\$60,000	100%	
REVENUES TOTAL	\$205,969	\$151,857	\$225,114	\$194,972	\$197,224	\$2,252	1%	
Expenses								
Elected Officials	-	-	-	-	\$0	\$0	-	
Non-Represented	\$15,236	\$5,323	\$4,083	\$4,320	\$7,832	\$3,512	45%	
Represented	\$50,142	\$28,950	\$58,547	\$60,108	\$31,912	-\$28,196	-88%	
Part Time	-	\$1,388	\$267	-	\$0	\$0	-	
Holiday & Special Rate Pay	-	-	-	-	\$576	\$576	100%	
Overtime	\$3,868	-	-	-	\$0	\$0	-	
Retirement	\$7,725	\$3,866	\$6,915	\$7,114	\$4,489	-\$2,625	-58%	
Insurance	\$10,541	\$5,855	\$27,175	\$31,884	\$12,959	-\$18,925	-146%	
Other Personnel Expenses	\$6,950	\$3,668	\$5,323	\$6,414	\$3,791	-\$2,623	-69%	
Client Services	\$30	\$120	-	-	\$0	\$0	-	
Furniture & Equipment <\$10K	\$1,712	-	\$3,130	-	\$0	\$0	-	
IT Software & Equipment	-	-	\$1,015	\$600	\$2,400	\$1,800	75%	
Office Expense	\$4,269	\$1,341	\$3,280	\$1,740	\$3,240	\$1,500	46%	
Other Contract Services	\$569	\$834	\$1,210	-	\$0	\$0	-	
Program Expenses	\$11,120	\$2,971	\$11,416	\$2,968	\$0	-\$2,968	-	
Rent & Facilities Expense	\$4,122	\$2,184	\$1,432	\$1,500	\$0	-\$1,500	-	
Training & Professional Development	\$1,763	\$250	\$1,225	\$500	\$500	\$0	0%	
Travel	-	-	\$1,693	\$2,500	\$2,800	\$300	11%	
Internal Service Charges	\$9,250	\$9,553	\$8,986	\$11,305	\$7,253	-\$4,052	-56%	
Transfers Out	-	-	-	-	\$0	\$0	-	

	ACTUALS			FY24 ADOPTED BUDGET	FY 25 ADOPTED BUDGET	\$ Variance	% Change
	FY2021	FY2022	FY2023	FY2024	FY2025		
Contingency	-	-	-	\$64,021	\$119,472	\$55,451	46%
EXPENSES TOTAL	\$127,297	\$66,302	\$135,698	\$194,974	\$197,224	\$2,250	1%
Revenues less Expenses	\$78,673	\$85,555	\$89,415	-\$2	\$0	-	-

RECENT ACCOMPLISHMENTS

- Partnership with Partnership Against Alcohol and Drug Abuse (PAADA) fall 2023 Youth Leadership Academy for Lincoln County High School Students, was a collaborative success. The day long seminar and leadership project planning consisted of more than 65 youth representing Waldport High School, Toledo High, Newport High, and Angell Job Corps students.

GOALS & OBJECTIVES

ADPEP:

- Implement and complete community assessments for Lincoln County to identify current and emerging priority areas and guide ADPEP programming for this and the next biennium by September 2024
Increase community awareness of the risks and consequences of alcohol and drug misuse.
- Provide youth focused outreach and education to meet the needs of the community.

Problem Gambling:

- Increase staff understanding and skills related to problem gambling through training and professional development.
- Increase public and policy leader awareness of problem gambling in Lincoln County

DEPARTMENT METRICS

- Number of alcohol, tobacco, and cannabis retailers attending the 2024 RAST, to meet or exceed 40 participants.
- Number of outreach and engagement activities completed in 2024, to meet or exceed 10 annually focused on both ADPEP and PG.

WORKFORCE SUMMARY

DEPARTMENT	FY2024	FY2025
FTE		
ADDICTIONS PREVENTION	1.05	0.6
FTE	1.05	0.6

SIGNIFICANT CHANGES

Previous staff member is transitioning to a new position within Public Health. The ADPEP work has been reassigned to a new Health Promotion Specialist in January 2024 and the Problem Gambling work will be reassigned to a newly hired staff member, upon onboarding. There is also a new Program Manager change for both ADPEP and Problem Gambling as of February 1, 2024.



Emergency Preparedness

BUDGET ORG

Fund: 208 Public Health Fund
Dept: 434 Emergency Preparedness
Category: Health & Human Services

KEY STAFF

Jayne Romero, Health and Human Services Director
Florence Pournal, Public Health Division Director

OVERVIEW

This funding is dedicated to addressing prevention, protection, mitigation, response, and recovery phases for threats and emergencies that impact the health of people in its jurisdiction through plan development and revision, exercise and response activities based on the 15 Centers for Disease Control and Prevention (CDC) Public Health Emergency Preparedness and Response Capabilities.

MAJOR ACTIVITIES

- Focusing on reviewing our internal emergency response plans and emergency protocols.
- Continue to develop the Medical Reserve Corps and grow our internal competencies and skills through various ICS trainings and exercises. Multi-agency cooperation is at the core of this work.
- Partners with law enforcement, first responders and fire departments, schools, community-based organizations, hospitals and the healthcare system, the medical reserve corps and many different volunteer organizations, other emergency management entities in the county and the region, etc.

FUNDING SOURCES

- Oregon Health Authority

REVENUE & EXPENDITURE SUMMARY

Emergency Preparedness Expenses & Revenues

	ACTUALS			FY24 ADOPTED BUDGET	FY 25 ADOPTED BUDGET	\$ Variance	% Change
	FY2021	FY2022	FY2023	FY2024	FY2025		
Revenues							
Beginning Balance	\$61,750	\$25,390	\$16,062	\$6,281	\$43,932	\$37,651	86%
Intergovernmental	\$0	-	-	-	\$0	\$0	-
Intergovernmental - Federal	\$33,456	\$29,064	\$42,006	\$35,378	\$76,089	\$40,711	54%
Interfund Transfers In	-	-	-	-	\$0	\$0	-
REVENUES TOTAL	\$95,206	\$54,453	\$58,068	\$41,659	\$120,021	\$78,362	65%
Expenses							
Elected Officials	-	-	-	-	\$0	\$0	-
Non-Represented	\$23,945	\$22,371	\$28,736	\$29,770	\$45,002	\$15,232	34%
Represented	-	-	-	-	\$0	\$0	-
Part Time	\$2,093	-	-	-	\$0	\$0	-
Holiday & Special Rate Pay	-	-	-	-	\$0	\$0	-
Overtime	-	-	-	-	\$0	\$0	-
Retirement	\$2,784	\$2,606	\$3,317	\$3,437	\$5,220	\$1,783	34%
Insurance	\$3,063	\$3,569	\$4,200	\$4,794	\$15,871	\$11,077	70%
Other Personnel Expenses	\$2,631	\$2,280	\$2,621	\$3,046	\$4,235	\$1,189	28%
Furniture & Equipment <\$10K	\$21,359	-	-	-	\$0	\$0	-
Office Expense	\$5,228	\$1,958	\$989	\$2,450	\$720	-\$1,730	-240%
Other Contract Services	\$1,022	\$1,468	\$256	-	\$0	\$0	-
Program Expenses	\$5,065	-	\$378	\$1,200	\$0	-\$1,200	-
Rent & Facilities Expense	\$137	\$273	-	-	\$0	\$0	-
Training & Professional Development	-	\$192	-	\$500	\$500	\$0	0%
Travel	-	-	\$0	-	\$1,218	\$1,218	100%
Internal Service Charges	\$2,490	\$3,675	\$3,298	\$4,193	\$8,286	\$4,093	49%
Contingency	-	-	-	-	\$38,969	\$38,969	100%
EXPENSES TOTAL	\$69,816	\$38,391	\$43,793	\$49,390	\$120,021	\$70,631	59%
Revenues less Expenses	\$25,390	\$16,062	\$14,274	-\$7,731	\$0	-	-

RECENT ACCOMPLISHMENTS

- Update of the ESF8 of the county Emergency Operations Plan; ensure that all staff are trained in ICS basic trainings for emergency response and support leadership to take more advanced ICS trainings (300 and 400).
- update the Public Health division operation center organization chart to reflect current staffing and capabilities.
- Hire a full-time position HHS emergency preparedness and response coordinator.

GOALS & OBJECTIVES

- Prepare and train the Public Health workforce to empower them to plan, respond and/or mitigate any public health emergency in Lincoln County.
- Update specific emergency response plans such as communicable diseases and drinking water.
- Update the PH risk communication plan; participate in tabletops and exercises; and develop the various HHS continuity of operations plans.

DEPARTMENT METRICS

- Number of staff trained in ICS; number of plans reviewed and updated; and number of exercises and tabletops conducted.

WORKFORCE SUMMARY

DEPARTMENT	FY2024	FY2025
FTE		
HHS EMERGENCY PREPAREDNESS	0.3	0.5
FTE	0.3	0.5

SUPPLEMENTAL INFORMATION

- Because of a strong relationship with the Emergency Management office, we are transferring part of the PHEP grant to the EM office to handle PH emergency preparedness, allowing for better collaboration and coordination in preparation and response to emergencies.



Environmental Health

BUDGET ORG

Fund: 208 Public Health Fund
Dept: 440 Environmental Health
Category: Health & Human Services

KEY STAFF

Jayne Romero, Health and Human Services Director
Florence Pourtal, Public Health Division Director
Kaline Chavarria, Environmental Health Program Manager

OVERVIEW

Environmental Health protects and promotes the health of the community by providing inspection and licensing services to public facilities.

MAJOR ACTIVITIES

- Responsible for the inspection and licensing of food services that are open to the public such as restaurants, bed and breakfast, mobile units, and temporary food events.
- Inspect and license travelers accommodations like hotel, motel, public swimming pools and spa's, RV parks, and organizational camps.
- Inspect school kitchens, day care centers, County Jail and Juvenile departments.

FUNDING SOURCES

- License and Inspection Fees
- Food Handler Fees

REVENUE & EXPENDITURE SUMMARY

Environmental Health [440]

	ACTUALS			FY24 ADOPTED BUDGET	FY 25 ADOPTED BUDGET	\$ Variance	% Change
	FY2021	FY2022	FY2023	FY2024	FY2025		
Revenues							
Beginning Balance	-	-	\$1,219	\$3,680	\$103,825	\$100,145	96%
Charges For Services	\$237,458	\$341,742	\$408,199	\$375,930	\$382,500	\$6,570	2%
Miscellaneous	-	\$1,113	\$1,221	-	\$0	\$0	-
REVENUES TOTAL	\$237,458	\$342,855	\$410,639	\$379,610	\$486,325	\$106,715	22%
Expenses							
Elected Officials	-	-	-	-	\$0	\$0	-
Non-Represented	\$28,914	\$27,031	\$32,917	\$33,805	\$27,571	-\$6,234	-23%
Represented	\$81,522	\$126,532	\$117,893	\$139,695	\$186,492	\$46,797	25%
Part Time	\$10,524	-	-	-	\$0	\$0	-
Holiday & Special Rate Pay	-	-	-	-	\$480	\$480	100%
Overtime	\$791	\$27	\$42	-	\$0	\$0	-
Retirement	\$12,385	\$17,151	\$16,774	\$19,274	\$23,762	\$4,488	19%
Insurance	\$31,050	\$50,948	\$48,380	\$77,611	\$87,555	\$9,944	11%
Other Personnel Expenses	\$12,138	\$15,758	\$14,159	\$18,598	\$20,000	\$1,402	7%
Client Services	\$216	-	-	-	\$0	\$0	-
Furniture & Equipment <\$10K	\$30	\$2,000	\$273	\$1,700	\$2,000	\$300	15%
Office Expense	\$6,642	\$5,304	\$5,433	\$6,500	\$5,600	-\$900	-16%
Other Contract Services	\$6,847	\$4,538	\$1,086	\$2,000	\$2,000	\$0	0%
Program Expenses	\$36,106	\$29,863	\$51,027	\$22,745	\$24,054	\$1,309	5%
Rent & Facilities Expense	\$21,450	\$19,378	\$0	-	\$0	\$0	-
Training & Professional Development	\$202	\$1,764	\$1,278	\$950	\$1,450	\$500	34%
Travel	\$159	\$2,304	\$558	\$3,500	\$12,500	\$9,000	72%
Internal Service Charges	\$32,742	\$39,038	\$36,485	\$36,288	\$46,121	\$9,833	21%
Contingency	-	-	-	\$16,944	\$7,737	-\$9,207	-119%
EXPENSES TOTAL	\$281,719	\$341,636	\$326,307	\$379,610	\$447,322	\$67,712	15%
Revenues less Expenses	-\$44,261	\$1,219	\$84,332	\$0	\$39,003	-	-

RECENT ACCOMPLISHMENTS

- Completed 1,224 inspections of the licensed facilities in Lincoln County in 2023.
- 616 licensed facilities.
- Completed triennial review in December 2023. Program had no findings and is fully in compliance with the Oregon Health Authority.

GOALS & OBJECTIVES

- Work on performance measures to monitor inspection compliance. Continue efforts now fully staffed, establishing balanced monthly workloads.

DEPARTMENT METRICS

- All licensed establishments and facilities in LC, except TAs, hostels, and temp restaurants, must receive a minimum of one complete inspection every 6 months of operation (OAR 333-012-0055); number of plan reviews completed per year.

WORKFORCE SUMMARY


DEPARTMENT	FY2024	FY2025
FTE		
ENVIRONMENTAL HEALTH	2.6	2.8
FTE	2.6	2.8

SIGNIFICANT CHANGES

- Environmental health is fully staffed since September 2023. Environmental Health Manger completed the standardization exercise with Oregon Health Authority and is again a standardized training officer in Oregon.

SUPPLEMENTAL INFORMATION

- Moved offices back to 255 SW Coast Highway, Newport Oregon 97365.



Vital Statistics

BUDGET ORG

Fund: 208 Public Health Fund
Dept: 441 Vital Statistics
Category: Health & Human Services

KEY STAFF

Jayne Romero, Health and Human Services Director
Florence Pourtal, Public Health Division Director
Kaline Chavarria, Environmental Health Program Manager

OVERVIEW

Lincoln County Vital Statistics provides certified copies of birth and death records for events that occur here in Lincoln County up to 6 months from the date of occurrence. For birth and death certificates more than 6 months from date of occurrence, individuals must apply through the State of Oregon Vital Records Department. At current time there are 3 members of the vital records team, Deputy Registrar, Environmental Health Manager, and a back-up registrar. Department carries out the activities at county level of ORS Ch. 432.

MAJOR ACTIVITIES

- Continue to provide vital records to our community members during the 6-month period following the birth or death event.
- Assist individuals with the Vital Statistics system navigation when their request falls outside the 6 months period.
- Collaborate with the Maternal Child and Family Health team is in place to ensure good appropriation of these documents.
- In December of 2023 completed triennial review with the Oregon Health Authority. Lincoln County Vital records had no findings and is in full compliance.

FUNDING SOURCES

- Vital Statistics Program Revenue

REVENUE & EXPENDITURE SUMMARY

Vital Statistics Expenses & Revenues

	ACTUALS			FY24 ADOPTED BUDGET	FY 25 ADOPTED BUDGET	\$ Variance	% Change
	FY2021	FY2022	FY2023	FY2024	FY2025		
Revenues							
Beginning Balance	\$330	-	\$16,511	\$13,242	\$23,696	\$10,454	44%
Miscellaneous	\$71,423	\$81,945	\$82,133	\$60,000	\$60,000	\$0	0%
REVENUES TOTAL	\$71,753	\$81,945	\$98,644	\$73,242	\$83,696	\$10,454	12%
Expenses							
Elected Officials	-	-	-	-	\$0	\$0	-
Non-Represented	\$3,838	\$3,889	\$4,116	\$4,225	\$4,595	\$370	8%
Represented	\$27,814	\$31,052	\$35,022	\$32,619	\$39,391	\$6,772	17%
Holiday & Special Rate Pay	-	-	-	-	\$192	\$192	100%
Overtime	\$663	\$38	\$60	-	\$0	\$0	-
Retirement	\$3,581	\$3,913	\$4,338	\$4,080	\$4,887	\$807	17%
Insurance	\$14,068	\$16,101	\$16,661	\$19,921	\$23,190	\$3,269	14%
Other Personnel Expenses	\$3,222	\$3,537	\$3,497	\$3,665	\$4,094	\$429	10%
Office Expense	\$1,856	\$1,003	\$2,769	\$2,200	\$600	-\$1,600	-267%
Other Contract Services	\$521	\$89	\$177	\$500	\$500	\$0	0%
Program Expenses	\$991	\$616	\$960	\$650	\$2,650	\$2,000	75%
Training & Professional Development	-	-	-	-	\$0	\$0	-
Internal Service Charges	\$5,050	\$5,196	\$5,108	\$6,652	\$9,047	\$2,395	26%
Contingency	-	-	-	\$20,592	\$21,606	\$1,014	5%
EXPENSES TOTAL	\$61,603	\$65,434	\$72,706	\$95,104	\$110,752	\$15,648	14%
Revenues less Expenses	\$10,150	\$16,511	\$25,938	-\$21,862	-\$27,056	-	-

RECENT ACCOMPLISHMENTS

- 2023 Total Births 256, Birth Certificates Issued 142.
- 2023 Total Deaths 574, Death Certificates Issued 2,767.

GOALS & OBJECTIVES

- Complete all vital records requests in a timely manner with respect, dignity and compassion.

DEPARTMENT METRICS

Program carries out the activities at county level of ORS Ch. 432.

WORKFORCE SUMMARY

DEPARTMENT	FY2024	FY2025
FTE		
VITAL STATISTICS	0.65	0.75
FTE	0.65	0.75

SIGNIFICANT CHANGES

Moved offices back to 255 SW Coast Highway, Newport Oregon 97365.



HARM REDUCTION

BUDGET ORG

Fund: 208 Public Health Fund
Dept: 452 Harm Reduction
Category: Health & Human Services

KEY STAFF

Jayne Romero, Health and Human Services Director
Florence Pourtal, Public Health Division Director
Callie Lamendola-Gilliam, Disease Prevention and Harm Reduction Program Manager

OVERVIEW

Lincoln County's Harm Reduction program offers rapid HIV, Syphilis and Hepatitis C testing, syringe exchange services, and free resources to reduce risk of HIV, Hepatitis C, other sexually transmitted infections, and serious bacterial infections. Lincoln County's Overdose Prevention Regional Coordinator works collaboratively with the Harm Reduction Program and Behavioral Health Resource Network (BHRN) partners to provide linkages to substance use disorder treatment, provide Narcan, promote data collection systems. Additionally, the Overdose Prevention Coordinator aligns community partners in Lincoln, Linn, and Benton counties to establish, implement, and evaluate regional response plans to overdose trends.

MAJOR ACTIVITIES

- Harm reduction services available at 5 permanent locations around Lincoln County (see website for locations).
- Naloxone training and distribution for local CBO's and community partners. Work with regional partners to provide training on Narcan/Naloxone. Improve naloxone access regionally by facilitating ordering and distribution of Narcan for Linn, Lincoln, and Benton counties. Collaborate with Lincoln County epidemiologist to create a data collection mechanism for overdose trends in Lincoln County and to collect data around needle exchange engagement and resources/referrals provided to clients.

FUNDING SOURCES

- Oregon Health Authority
- Behavioral Health Resource Network (BHRN)

REVENUE & EXPENDITURE SUMMARY

Harm Reduction Revenue & Expenses

	ACTUALS			FY24 ADOPTED BUDGET	FY 25 ADOPTED BUDGET		% Change
	FY2021	FY2022	FY2023	FY2024	FY2025	\$ Variance	
Revenues							
Beginning Balance	\$67,459	\$57,090	\$189,996	\$170,870	\$303,405	\$132,535	44%
Intergovernmental - Federal	\$605,147	\$899,568	\$532,647	\$135,546	\$140,000	\$4,454	3%
Intergovernmental - State	\$39,404	-	-	-	\$0	\$0	-
Interfund Transfers In	\$0	-	\$112,819	\$335,410	\$340,990	\$5,580	2%
REVENUES TOTAL	\$712,010	\$956,658	\$835,462	\$641,826	\$784,395	\$142,569	18%
Expenses							
Elected Officials	-	-	-	-	\$0	\$0	-
Non-Represented	\$48,761	\$30,466	\$25,575	\$8,639	\$9,213	\$574	6%
Represented	\$108,651	\$125,316	\$128,081	\$212,280	\$204,183	-\$8,097	-4%
Holiday & Special Rate Pay	-	-	-	-	\$0	\$0	-
Overtime	\$350	\$244	\$75	-	\$0	\$0	-
Retirement	\$17,670	\$17,459	\$17,130	\$24,355	\$23,527	-\$828	-4%
Insurance	\$26,417	\$25,350	\$18,848	\$98,674	\$114,436	\$15,762	14%
Other Personnel Expenses	\$17,272	\$16,679	\$14,291	\$22,768	\$20,042	-\$2,726	-14%
Client Services	\$90	-	\$240	\$20,150	\$15,150	-\$5,000	-33%
Furniture & Equipment <\$10K	\$5,688	-	\$3,534	\$2,000	\$2,800	\$800	29%
Office Expense	\$9,286	\$6,422	\$8,610	\$8,180	\$5,320	-\$2,860	-54%
Other Contract Services	\$381,346	\$495,004	\$284,266	-	\$64,000	\$64,000	100%
Program Expenses	\$10,248	\$17,874	\$17,008	\$21,000	\$9,500	-\$11,500	-121%
Rent & Facilities Expense	\$3,560	\$5,869	\$2,940	\$5,880	\$0	-\$5,880	-
Training & Professional Development	\$1,594	\$2,037	\$1,879	\$6,995	\$0	-\$6,995	-
Travel	-	-	\$1,325	\$2,000	\$2,000	\$0	0%
Internal Service Charges	\$23,988	\$23,940	\$19,131	\$41,371	\$47,449	\$6,078	13%
Contingency	-	-	-	\$167,537	\$259,051	\$91,514	35%
EXPENSES TOTAL	\$654,920	\$766,662	\$542,933	\$641,829	\$776,671	\$134,842	17%
Revenues less Expenses	\$57,090	\$189,996	\$292,529	-\$3	\$7,724	-	-

RECENT ACCOMPLISHMENTS

- Expanded services to include wound care, vaccine access and STI treatment in a low barrier setting.
- Overdose Prevention Coordinator attended regional and local coalition meetings around SUD and overdose to meet partners, establish new working relationships, and improve existing ones.

GOALS & OBJECTIVES

- Establish local emergency response plans to assist with identifying and responding to county specific and regional cluster overdose outbreaks. Improve naloxone access, provide naloxone training, and assist with naloxone policies and procedures.
- Reduce number of fatal drug overdoses, reduce needlestick injuries, and reduce communicable disease infection and transmission.

DEPARTMENT METRICS

- Number of STI rapid tests conducted. Track the number of syringes returned, syringes distributed, safe sex kits, safe injection kits, hygiene kits, people served, new people enrolled in the program, Narcan distributed to clients and organizations, and fentanyl and xylazine test strips.

WORKFORCE SUMMARY

DEPARTMENT	FY2024	FY2025
FTE		
HHS - HARM REDUCTION	3.85	3.65
FTE	3.85	3.65

SIGNIFICANT CHANGES

- Hired a Licensed Practical Nurse for Harm Reduction work. Now recruiting for a second harm reduction coordinator, for a total of 3 harm reduction staff members.



Safe Drinking Water

BUDGET ORG

Fund: 208 Public Health Fund
Dept: 490 Safe Drinking Water
Category: Health & Human Services

KEY STAFF

Jayne Romero, Health and Human Services Director
Florence Pourtal, Public Health Division Director
Kaline Chavarria, Environmental Health Program Manager

OVERVIEW

This program assists the Oregon Drinking Water Program to monitor 49 small public water systems. Job duties include conducting water surveys, responding to water quality alerts and assist operators with compliance issues. OAR Chapter 333 Division 061 is reserved for regulations regarding public water systems and was last amended on January 1, 2022.

MAJOR ACTIVITIES

- Conducting 6-9 water surveys each year. A water survey is an inspection of the entire water system on site for compliance with the Oregon Drinking Water rules Chapter 333, Division 61.
- ORS 448.131 authorizes Drinking Water Services (DWS) to adopt administrative rules to ensure safe drinking water.
- Completed triennial review in December of 2023. Lincoln County had no findings and were in compliance with the Oregon Health Authority.

FUNDING SOURCES

- Oregon Health Authority

REVENUE & EXPENDITURE SUMMARY

Safe Drinking Water Expenses & Revenue

	ACTUALS			FY24 ADOPTED BUDGET		FY 25 ADOPTED BUDGET		
	FY2021	FY2022	FY2023	FY2024	FY2025	\$ Variance	% Change	
Revenues								
Beginning Balance	-	-	-	-	-\$5,974	-\$5,974	100%	
Intergovernmental - Federal	\$38,548	\$27,770	\$33,852	\$35,726	\$29,588	-\$6,138	-21%	
Interfund Transfers In	-	-	-	-	\$0	\$0	-	
REVENUES TOTAL	\$38,548	\$27,770	\$33,852	\$35,726	\$23,614	-\$12,112	-51%	
Expenses								
Elected Officials	-	-	-	-	\$0	\$0	-	
Non-Represented	\$3,838	\$3,889	\$8,230	\$8,450	\$9,190	\$740	8%	
Represented	\$9,302	\$13,598	\$13,714	\$15,659	\$19,392	\$3,733	19%	
Holiday & Special Rate Pay	-	-	-	-	\$0	\$0	-	
Overtime	\$97	\$4	\$6	-	\$0	\$0	-	
Retirement	\$1,476	\$1,960	\$2,465	\$2,706	\$3,198	\$492	15%	
Insurance	\$4,239	\$5,505	\$6,996	\$10,200	\$11,076	\$876	8%	
Other Personnel Expenses	\$1,307	\$1,800	\$2,075	\$2,607	\$2,666	\$59	2%	
Client Services	\$24	-	-	-	\$0	\$0	-	
Office Expense	\$50	\$29	\$42	\$100	\$50	-\$50	-100%	
Other Contract Services	\$0	\$0	\$145	-	\$0	\$0	-	
Program Expenses	-	-	-	-	\$0	\$0	-	
Travel	-	-	\$131	\$250	\$250	\$0	0%	
Internal Service Charges	\$3,134	\$3,119	\$3,759	\$4,068	\$5,404	\$1,336	25%	
Contingency	-	-	-	-	\$0	\$0	-	
EXPENSES TOTAL	\$23,467	\$29,903	\$37,564	\$44,040	\$51,226	\$7,186	14%	
Revenues less Expenses	\$15,081	-\$2,134	-\$3,711	-\$8,314	-\$27,612	-	-	

RECENT ACCOMPLISHMENTS

- Completed 7 water surveys in 2023.
- Conducted 25 water quality alert responses and 1 water advisory.

GOALS & OBJECTIVES

- Conduct 9 water surveys in 2024 as assigned and respond to all water quality alerts within a timely manner.

DEPARTMENT METRICS

- Program carries out the activities at county level of ORS Ch. 448.

WORKFORCE SUMMARY

DEPARTMENT	FY2024	FY2025
FTE		
SAFE DRINKING WATER	0.35	0.35
FTE	0.35	0.35

SIGNIFICANT CHANGES

Moved offices back to 255 SW Coast Highway, Newport Oregon 97365.



Child, Adolescent & Family Services

BUDGET ORG

Fund: 209 Behavioral Health Fund
Dept: 420 Child, Adolescent, & Family Services
Category: Health & Human Services

KEY STAFF

Jayne Romero, Health and Human Services Director
Marie Laper, Behavioral Health Division Director

OVERVIEW

The goal of the Child, Adolescent and Family Services Program is to build resiliency in youth. This is accomplished by providing quality, evidence-based behavioral services to children and their families, through collaboration with community partners and in advocacy and advisory work. In general, working with children identified as demonstrating, or being at high risk for, significant behavioral health issues.

MAJOR ACTIVITIES

- Screens, assesses, and provides treatment recommendations for youth identified as "high risk" in our community.
- Act on referrals from schools, pediatricians, Department of Human Services/Child Welfare; Probation, Head Start, other social service agencies, and direct from care givers of youth.
- Facilitates Wraparound meetings with Youth and Families who are involved with two or more agencies in developing one coordinated care plan to address positive and strength based goals.
- Strive to reduce barriers to behavioral health services and thus staff four School Based Health Centers located in County using staff trained in several Evidence Based Specialty Services.
- Advocate for children and youth behavioral health needs by staffing several community, regional, and State advisory committees.

FUNDING SOURCES

- Oregon Health Authority
- Medicaid / IHN
- Samaritan Health Incentive Payments
- Medicare payments
- Insurance / Private Pay

REVENUE & EXPENDITURE SUMMARY

Child, Adolescent, & Family Services Expenses & Revenues

	ACTUALS			FY24 ADOPTED BUDGET	FY 25 ADOPTED BUDGET	\$ Variance	% Change
	FY2021	FY2022	FY2023	FY2024	FY2025		
Revenues							
Beginning Balance	\$222,837	\$0	\$855,633	\$1,021,231	\$971,213	-\$50,018	-5%
Charges For Services	\$1,255,387	\$1,644,693	\$2,122,084	\$2,012,201	\$2,095,000	\$82,799	4%
Intergovernmental - Federal	-	-	-	-	\$0	\$0	-
Intergovernmental - Local	\$100,660	\$75,348	\$60,406	-	\$0	\$0	-
Intergovernmental - State	\$177,727	\$164,147	\$269,081	\$248,886	\$213,584	-\$35,302	-17%
Miscellaneous	-	-	\$2,544	\$1,000	\$0	-\$1,000	-
REVENUES TOTAL	\$1,756,611	\$1,884,187	\$3,309,748	\$3,283,318	\$3,279,797	-\$3,521	0%
Expenses							
Elected Officials	-	-	-	-	\$0	\$0	-
Non-Represented	\$252,750	\$220,448	\$250,516	\$249,853	\$337,026	\$87,173	26%
Represented	\$847,471	\$742,795	\$726,124	\$1,020,335	\$1,429,037	\$408,702	29%
Part Time	\$15,363	\$32,905	\$21,357	\$74,513	\$0	-\$74,513	-
Holiday & Special Rate Pay	\$210	\$221	-	-	\$2,016	\$2,016	100%
Overtime	-	\$379	-	-	\$0	\$0	-
Retirement	\$123,048	\$108,117	\$108,810	\$141,071	\$196,168	\$55,097	28%
Insurance	\$270,208	\$245,630	\$234,728	\$470,994	\$802,469	\$331,475	41%
Other Personnel Expenses	\$109,735	\$98,698	\$87,615	\$126,429	\$166,395	\$39,966	24%
PS Budget Adjustments	-	-	-	-\$232,600	\$0	\$232,600	-
Client Services	\$867	\$1,691	\$4,138	\$76,500	\$30,300	-\$46,200	-152%
Furniture & Equipment <\$10K	\$6,660	\$6,980	\$6,375	\$10,000	\$25,000	\$15,000	60%
Office Expense	\$55,937	\$50,157	\$62,037	\$51,500	\$97,000	\$45,500	47%
Other Contract Services	\$113,833	\$118,517	\$211,404	\$221,000	\$175,000	-\$46,000	-26%
Program Expenses	\$1,645	\$6,267	\$12,261	\$17,250	\$7,300	-\$9,950	-136%
Rent & Facilities Expense	\$15,600	\$15,766	\$15,950	\$18,000	\$17,000	-\$1,000	-6%
Training & Professional Development	\$5,898	\$7,057	\$6,964	\$9,700	\$6,300	-\$3,400	-54%
Travel	-	\$2,009	\$5,782	\$6,000	\$2,000	-\$4,000	-200%
Capital Expenditures	-	\$0	-	-	\$0	\$0	-
Internal Service Charges	\$275,424	\$306,055	\$244,750	\$403,790	\$616,563	\$212,773	35%
Contingency	-	-	-	\$618,982	\$80,380	-\$538,602	-670%
Unappropriated	-	-	-	-	\$0	\$0	-
EXPENSES TOTAL	\$2,094,649	\$1,963,690	\$1,998,811	\$3,283,317	\$3,989,954	\$706,637	18%
Revenues less Expenses	-\$338,039	-\$79,503	\$1,310,937	\$1	-\$710,157	-	-

RECENT ACCOMPLISHMENTS

- To hire and retain staff, upgraded salary schedule for QMHPs which resulted in a 2-grade increase in salaries for these positions.
- Were able to fill 3 positions in the Child and Family Team.
- Partnership with Youth Tides to provide a respite response to youth.
- Invested in a BH friendly electronic health record for efficiency.
- Participated in the HHS Department’s DEI assessment and overall strategic planning activities.
- Received 100% of the 2022 IHN-CCO Scorecard incentive award for meeting all targeted metrics (these funds are distributed in 2023)

GOALS & OBJECTIVES

- For the coming year, develop summer activities, and groups to help youth in treatment to sustain gains made during the school year, and make these groups available to others seeking positive and strength based activities.
- Continued success with Youth Peer and Family Peer to increase the capacity of these two services.
- Increase presence in the community by offering more prevention, public health education and outreach activities.

DEPARTMENT METRICS

- Several metrics set by the IHN that will be a focus of efforts. They include access to care within 7 days of the initial request for services, evidence of case management services to individuals identified as having housing needs, dynamic family treatment for youth, and timely access to assessment services for youth in DHS custody.

WORKFORCE SUMMARY

DEPARTMENT	FY2024	FY2025
FTE		
CHILD, ADOLESCENT & FAMILY SERVICES	17.05	25.46
FTE	17.05	25.46

SIGNIFICANT CHANGES

- Anticipating a greater focus on prevention of significant mental health issues with interventions provided to younger individuals and their families. New metrics through the Community Care Organization includes the delivery of dynamic family therapy to youth, and timely access to assessments for youth placed in DHS custody.
- Work more closely with other community agencies and schools to improve the efficiency and effectiveness of a system of care to youth and families in Lincoln County.
- Create more opportunities for both family and youth peer supports to those we serve.
- In early 2024, the Program Manager retired after 20 years of service. The County has been fortunate to hire a new Program Manager with over 20 years’ experience in Child Welfare and Children’s Services whose skills, expertise, and creativity will bring a fresh set of eyes on Children’s Mental Health Services and the needs of the community.



Choice Model / ACT Services

BUDGET ORG

Fund: 209 Behavioral Health Fund
Dept: 421 Choice Model/ACT Services
Category: Health & Human Services

KEY STAFF

Jayne Romero, Health and Human Services Director
Marie Laper, Behavioral Health Division Director

OVERVIEW

Revenues in this fund come from the State to support Individuals with a Serious and Persistent Mental Illness who have functional impairments, and who need intensive support (case management, counseling, the payee program we offer). We have been very successful in providing treatment services to this population, and helping to provide services in the community, resulting in few State Hospital Admissions, and local acute in-patient admissions of individuals served by this model.

MAJOR ACTIVITIES

- CHOICE funding helps those individuals who are at risk for State Hospitalization due to their symptoms as well as the result of barriers to appropriate services in the community.
- They are also used to support individuals returning to the community from an admission to Oregon State Hospital.
- Funds in this department are used to reduce barriers to a successful transition back to the community and may include expenditures such as short-term emergency housing and food; reinstatement of State issued identification cards, clothing, emergency medications.

FUNDING SOURCES

- CHOICE Model Grant
- ACT Grant
- Oregon Health Authority
- Medicaid / IHN
- Samaritan Health Incentive Payment

REVENUE & EXPENDITURE SUMMARY

Choice Model/Act Services Expenses & Revenues

	ACTUALS			FY24 ADOPTED BUDGET	FY 25 ADOPTED BUDGET	\$ Variance	% Change
	FY2021	FY2022	FY2023	FY2024	FY2025		
Revenues							
Beginning Balance	-	-	\$95,338	\$117,080	\$355,650	\$238,570	67%
Charges For Services	-	\$276,109	\$369,583	\$309,677	\$350,000	\$40,323	12%
Intergovernmental - Federal	\$1,344	-	-	-	\$0	\$0	-
Intergovernmental - Local	\$44,923	\$56,511	\$0	-	\$0	\$0	-
Intergovernmental - State	\$474,185	\$219,864	\$235,057	\$194,572	\$225,191	\$30,619	14%
REVENUES TOTAL	\$520,451	\$552,484	\$699,978	\$621,329	\$930,841	\$309,512	33%
Expenses							
Elected Officials	-	-	-	-	\$0	\$0	-
Non-Represented	\$137,661	\$93,177	\$74,065	\$40,412	\$21,997	-\$18,415	-84%
Represented	\$213,300	\$242,519	\$158,126	\$204,016	\$50,097	-\$153,919	-307%
Holiday & Special Rate Pay	\$210	\$81	-	\$4,224	\$960	-\$3,264	-340%
Overtime	-	-	-	-	\$0	\$0	-
Retirement	\$39,601	\$37,820	\$25,973	\$27,487	\$8,143	-\$19,344	-238%
Insurance	\$106,559	\$98,592	\$47,471	\$109,940	\$36,165	-\$73,775	-204%
Other Personnel Expenses	\$34,838	\$33,781	\$20,973	\$24,711	\$6,869	-\$17,842	-260%
Client Services	\$2,332	\$2,930	\$6,257	\$200	\$7,200	\$7,000	97%
Furniture & Equipment <\$10K	\$1,346	-	-	\$2,500	\$5,000	\$2,500	50%
Office Expense	\$15,149	\$9,511	\$11,597	\$11,350	\$14,300	\$2,950	21%
Other Contract Services	\$14,986	\$8,984	\$10,133	\$91,000	\$91,000	\$0	0%
Program Expenses	\$311	-	-	\$100	\$100	\$0	0%
Training & Professional Development	\$2,250	\$1,631	\$1,771	\$2,800	\$2,800	\$0	0%
Travel	-	-	\$148	\$500	\$500	\$0	0%
Internal Service Charges	\$118,426	\$128,352	\$73,863	\$77,973	\$25,839	-\$52,134	-202%
Contingency	-	-	-	\$24,117	\$659,871	\$635,754	96%
EXPENSES TOTAL	\$686,970	\$657,378	\$430,376	\$621,330	\$930,841	\$309,511	33%
Revenues less Expenses	-\$166,519	-\$104,894	\$269,602	-\$1	\$0	-	-

RECENT ACCOMPLISHMENTS

- We are able to easily and readily serve individuals with significant mental illness symptoms, to reduce risk of more intensive (costly) services.

GOALS & OBJECTIVES

- Goals for the coming year are to continue to serve this population by providing comprehensive recovery and rehabilitation services to the highest risk clients, in order to continue to have no admissions to the State hospital due to severe and persistent mental health symptoms (and no legal issues, such as those adjudicated as a result of Aid and Assist or clients under the jurisdiction of the Psychiatric Security Review Board).

DEPARTMENT METRICS

- There are no real metrics to track with this fund. The goal is to meet the needs within the funding limitations.

WORKFORCE SUMMARY

DEPARTMENT	FY2024	FY2025
FTE		
CHOICE MODEL/ACT SERVICES	3.63	1.15
FTE	3.63	1.15



Adult Behavioral Health Services

BUDGET ORG

Fund: 209 Behavioral Health Fund
Dept: 423 Adult Behavioral Health Services
Category: Health & Human Services

KEY STAFF

Jayne Romero, Health and Human Services Director
Marie Laper, Behavioral Health Division Director
Shandi Hoey, Behavioral Health Program Manager - Adult Services

OVERVIEW

This section provides a wide range of services to adults in need of behavior health services. The full range of services from screenings, assessments, treatment and referrals are provided. We receive Medicaid dollars to serve everyone on the Oregon Health Plan. This department is funded by the Oregon Health Authority to serve uninsured and underinsured individuals, including funding for Behavioral Health Services not covered by the Oregon Health Plan or other third-party insurance. A priority population (in this fiscal department) are individuals with a serious and persistent mental illness, whose symptoms impact functioning in more than two areas, who live in Lincoln County and who are on the Oregon Health Plan.

MAJOR ACTIVITIES

- The adult program provides services to individuals seeking outpatient mental health treatment.
- Use an integrated, multi-disciplinary approach to services, provided by medical professionals, qualified mental health professionals, case managers, peer support specialists, and are supported by a team of support specialists who are the face of the Behavioral Health Division with the public, and those seeking services.
- By design and mandate, the individuals served for the most part have a diagnosed major mental illness, which is chronic, and who could benefit from the integrated, comprehensive services we provide.

FUNDING SOURCES

- Oregon Health Authority
- Medicaid / IHN
- Samaritan Health Incentive Payments
- Medicare payments
- Insurance / Private Pay
- Other smaller miscellaneous revenues

REVENUE & EXPENDITURE SUMMARY

Adult Mental Health Services Expenses & Revenues

	ACTUALS			FY24 ADOPTED BUDGET	FY 25 ADOPTED BUDGET	\$ Variance	% Change
	FY2021	FY2022	FY2023	FY2024	FY2025		
Revenues							
Beginning Balance	\$2,094,507	\$2,822,687	\$4,376,897	\$5,563,050	\$3,731,357	-\$1,831,693	-49%
Charges For Services	\$2,424,460	\$2,271,768	\$2,967,608	\$3,320,494	\$3,613,500	\$293,006	8%
Intergovernmental - Federal	\$295,618	\$364,613	\$76,318	-	\$0	\$0	-
Intergovernmental - Local	\$101,815	\$75,348	\$241,624	-	\$0	\$0	-
Intergovernmental - Other	\$42,655	\$66,631	\$67,711	\$60,000	\$60,000	\$0	0%
Intergovernmental - State	\$654,151	\$2,063,819	\$981,919	\$1,024,301	\$1,239,989	\$215,688	17%
Miscellaneous	\$46,224	\$50,426	\$328,736	\$78,000	\$224,000	\$146,000	65%
Interfund Transfers In	-	-	-	-	\$0	\$0	-
REVENUES TOTAL	\$5,659,430	\$7,715,291	\$9,040,813	\$10,045,845	\$8,868,846	-\$1,176,999	-13%
Expenses							
Elected Officials	-	-	-	-	\$0	\$0	-
Non-Represented	\$199,663	\$215,005	\$192,317	\$224,004	\$317,772	\$93,768	30%
Represented	\$910,756	\$698,681	\$864,589	\$1,517,413	\$1,741,638	\$224,225	13%
Part Time	\$2,562	\$7,476	-	-	\$0	\$0	-
Holiday & Special Rate Pay	\$2,520	\$2,513	\$314,629	\$3,840	\$2,016	-\$1,824	-90%
Overtime	\$82	\$1,132	\$43	-	\$0	\$0	-
Retirement	\$124,286	\$103,465	\$151,140	\$193,382	\$228,687	\$35,305	15%
Insurance	\$307,610	\$253,465	\$278,967	\$802,223	\$941,353	\$139,130	15%
Other Personnel Expenses	\$112,974	\$93,865	\$120,072	\$174,462	\$194,019	\$19,557	10%
Client Services	\$42,969	\$38,392	\$57,652	\$57,000	\$69,000	\$12,000	17%
Furniture & Equipment <\$10K	\$14,000	\$10,416	\$8,183	\$13,000	\$10,000	-\$3,000	-30%
IT Software & Equipment	-	-	-	-	\$2,000	\$2,000	100%
Office Expense	\$82,366	\$68,536	\$88,070	\$73,200	\$152,700	\$79,500	52%
Other Contract Services	\$180,357	\$230,896	\$384,000	\$1,098,200	\$1,006,000	-\$92,200	-9%
Program Expenses	\$7,238	\$6,990	\$14,882	\$21,700	\$18,700	-\$3,000	-16%
Rent & Facilities Expense	\$39,025	\$38,482	\$24,661	\$35,000	\$25,000	-\$10,000	-40%
Training & Professional Development	\$9,074	\$10,721	\$11,100	\$16,000	\$13,000	-\$3,000	-23%
Travel	\$157	\$718	\$5,119	\$4,000	\$4,000	\$0	0%
Capital Expenditures	-	\$0	\$1,500,000	-	\$0	\$0	-
Internal Service Charges	\$396,492	\$422,272	\$518,960	\$615,362	\$806,633	\$191,271	24%
Contingency	-	-	-	\$5,197,053	\$2,348,061	-\$2,848,992	-121%

	ACTUALS			FY24 ADOPTED BUDGET	FY 25 ADOPTED BUDGET	\$ Variance	% Change
	FY2021	FY2022	FY2023	FY2024	FY2025		
EXPENSES TOTAL	\$2,432,131	\$2,203,026	\$4,534,383	\$10,045,839	\$7,880,579	-\$2,165,260	-27%
Revenues less Expenses	\$3,227,299	\$5,512,265	\$4,506,430	\$6	\$988,267	-	-

RECENT ACCOMPLISHMENTS

- In an ongoing effort to hire and retain staff, the Division was able to upgrade salary schedule for the QMHPs which resulted in a 2-grade increase in salaries for these positions. As a result, we have stabilized the Adult Program Staff with the addition of 4 full-time remote Qualified Mental Health Professionals. We have also filled some key positions including 2 peer support specialists, an Operations Manager, a lead case manager role, and a supervisor who will lead the effort to re-introduce services to individuals with co-occurring mental health and substance abuse challenges.
- Invested in a BH friendly electronic health record, so that staff can do their work more efficiently.
- Participated in the HHS Department’s DEI assessment and overall strategic planning activities.
- Received 100% of the 2022 IHN-CCO Scorecard incentive award for meeting all targeted metrics (these funds are distributed in 2023)

GOALS & OBJECTIVES

- Continued work towards workforce expansion and retention, meeting established productivity standards set by the division, focusing attention on, and working with the Division in efforts to address diversity, equity, and inclusion challenges in the workplace.
- Internal focus on increasing the encounter rate.
- The need for Emergency preparedness has been known for a long time. A plan for continued operations in an Emergency (COOP) has been discussed, and efforts made to develop such a plan. There will be a renewed and focused effort to create an effective plan in 2024-25.
- In conversation with Project Able to develop peer respite in Lincoln County
- Exploring the possibility of acquiring property for psychosocial programing (a.k.a., skills training)
- Continue working Cornerstone, Inc, current contractor, to look at and upgrade usual and customary costs.

DEPARTMENT METRICS

- We have several metrics set by the IHN that will be a focus of our efforts. They include access to care within 7 days of the initial request for services and evidence of case management services to individuals identified as having housing needs. Meeting these metrics results in nearly 425K in additional revenue, on top of our per member, per month rate for OHP members in Lincoln County. The efforts of our forensic and crisis teams, in collaboration with health navigators will be to reduce jail recidivism and frequent use of emergency departments for non-medical emergencies.

WORKFORCE SUMMARY

DEPARTMENT	FY2024	FY2025
FTE		
ADULT MENTAL HEALTH SERVICES	26.8	29.87
FTE	26.8	29.87


SIGNIFICANT CHANGES

- By May 1, 2024, have successfully transitioned from one electronic health record (EHR) system (OCHIN) to a new electronic health record system: Credible, which is a much more user-friendly system for behavioral health providers, will give staff more autonomy in making effective changes quickly, allow the ability to create reports in analyzing key clinical measures, and provide real time information to clinicians and managers.

SUPPLEMENTAL INFORMATION

Special recognition from a client:

"I have been a mental health patient in Lincoln County since 2007. I cannot express in words the support, strength and stability I have learned to trust from my team over time. I have discovered to create my own safety within myself, and the courage to venture out into nature and create peace within myself. I am forever grateful for the skills i have acquired to live with mental illness over the years, I look forward to many more years of serenity within myself. Thank you to all!"



Crisis Services

BUDGET ORG

Fund: 209 Behavioral Health Fund
Dept: 424 Crisis Services
Category: Health & Human Services

KEY STAFF

Jayne Romero, Health and Human Services Director
Marie Laper, Behavioral Health Division Director
Shandi Hoey, Behavioral Health Program Manager - Adult Services

OVERVIEW

The crisis team assess individuals who are identified as being in acute mental distress, and who may be dangerous to themselves or others as a result of a mental disorder. This team serves people who present to the local hospital emergency rooms, who are referred to us by law enforcement (we often provide interventions alongside/ in tandem with local law enforcement personnel, including those at the county jail); when it is determined safe to do so, these crisis assessments occur in the community. When indicated, the crisis team member refers, arranges for, and assures coordination for a higher level of care (such as in-patient care). Current availability for these services is from 7am to midnight. When capacity allows, the crisis team provides the court mandated assessments and completes comprehensive reports that are submitted to the courts. Crisis services includes follow up contacts within 24 hours of the initial event, and as often as needed to assure stabilizations of acute symptoms.

MAJOR ACTIVITIES

- The Crisis Services responds to all requests for mental health crisis response throughout the County.
- The professional staff works closely with the 2 local hospitals (in Newport and Lincoln City), with local law enforcement, with various community agencies, and the community at large.
- A mental health crisis is defined by the individual; the crisis team responds, triages, assesses, creates a safe disposition, and follows up on all individuals seen.
- A crisis worker is available to respond to requests for services between the hours of 7am and midnight, seven days a week.

FUNDING SOURCES

- Medicaid / IHN
- Oregon Health Authority
- Samaritan Health Incentive Payments

REVENUE & EXPENDITURE SUMMARY

Crisis Services Expenses & Revenues

	ACTUALS			FY24 ADOPTED BUDGET	FY 25 ADOPTED BUDGET		% Change
	FY2021	FY2022	FY2023	FY2024	FY2025	\$ Variance	
Revenues							
Beginning Balance	\$39,204	\$65,023	\$207,883	\$818,393	\$175,361	-\$643,032	-367%
Charges For Services	–	–	–	\$1,184,460	\$1,200,000	\$15,540	1%
Intergovernmental - Federal	–	–	–	–	\$0	\$0	–
Intergovernmental - Local	\$44,923	\$169,532	\$100,677	–	\$0	\$0	–
Intergovernmental - Other	\$10,000	–	–	–	\$0	\$0	–
Intergovernmental - State	\$603,613	\$603,613	\$974,828	\$631,448	\$1,164,386	\$532,938	46%
Miscellaneous	–	\$56,006	\$10,984	\$12,000	\$0	-\$12,000	–
REVENUES TOTAL	\$697,739	\$894,175	\$1,294,372	\$2,646,301	\$2,539,747	-\$106,554	-4%
Expenses							
Elected Officials	–	–	–	–	\$0	\$0	–
Non-Represented	\$83,955	\$93,796	\$73,075	\$161,033	\$285,158	\$124,125	44%
Represented	\$210,896	\$246,927	\$269,327	\$1147,126	\$971,046	-\$176,080	-18%
Part Time	–	–	–	–	\$0	\$0	–
Holiday & Special Rate Pay	–	–	–	–	\$768	\$768	100%
Overtime	\$37,550	\$41,404	\$20,350	\$50,000	\$0	-\$50,000	–
Retirement	\$36,266	\$42,542	\$40,357	\$144,978	\$140,168	-\$4,810	-3%
Insurance	\$82,994	\$91,326	\$94,221	\$632,490	\$578,779	-\$53,711	-9%
Other Personnel Expenses	\$32,548	\$38,725	\$32,517	\$130,227	\$118,282	-\$11,945	-10%
PS Budget Adjustments	–	–	–	-\$409,725	\$0	\$409,725	–
Client Services	\$9,989	\$269	\$397	\$1,000	\$11,500	\$10,500	91%
Furniture & Equipment <\$10K	\$1,917	–	\$19,199	\$20,000	\$12,000	-\$8,000	-67%
Office Expense	\$9,401	\$8,150	\$12,101	\$11,400	\$50,300	\$38,900	77%
Other Contract Services	\$36,578	\$29,016	\$69,556	\$113,000	\$100,000	-\$13,000	-13%
Program Expenses	–	–	\$1,982	\$500	\$0	-\$500	–
Rent & Facilities Expense	–	–	–	–	\$9,000	\$9,000	100%
Training & Professional Development	\$494	\$919	\$272	\$1,500	\$500	-\$1,000	-200%
Travel	–	–	\$148	\$1,000	\$15,000	\$14,000	93%
Capital Expenditures	–	–	–	–	\$0	\$0	–
Internal Service Charges	\$90,127	\$93,219	\$125,441	\$430,192	\$435,273	\$5,081	1%
Transfers Out	–	–	\$438,915	–	–	\$0	–
Contingency	–	–	–	\$211,580	\$39,438	-\$172,142	-436%
EXPENSES TOTAL	\$632,716	\$686,292	\$1,197,857	\$2,646,301	\$2,767,212	\$120,911	4%
Revenues less Expenses	\$65,023	\$207,883	\$96,515	\$0	-\$227,465	–	–

RECENT ACCOMPLISHMENTS

- The Crisis Team has been a stable workgroup for the past year, and remains committed to this program. The team has met coordinated care organization metrics associated with crisis services, contributing to our discretionary funding goals.
- The Division, in collaboration with other community agencies, has purchased the Angle Building, which will serve as our crisis resolution center. With support from the IHN, we were able to purchase the lot next to the Angle Building, which we will develop for workforce housing.
- Invested in a BH friendly electronic health record, so that staff can do their work more efficiently.
- The crisis team continues to help improve the Division's relationship with our County partners (the jail, Sherriff and local law enforcement departments, and the Courts), by their professional, consistent, and quality performance in meeting the needs of individuals who present in these arenas.

GOALS & OBJECTIVES

- Continued work towards workforce expansion and retention.
- Would like to be able to stand up a true 24-hour crisis response team, including the Mobile Response and Stabilization Services (MRSS) for youth and young adults.

DEPARTMENT METRICS

- Track the number of crisis services at local emergency rooms, outreach with law enforcement, response to calls in the community. Our crisis team responds to calls for services to all age ranges.
- The team provides crisis follow up services as well. The efforts of forensic and crisis teams, in collaboration with health navigators will be to reduce jail recidivism and frequent use of emergency departments for non-medical emergencies.

WORKFORCE SUMMARY

DEPARTMENT	FY2024	FY2025
FTE		
CRISIS SERVICES	20.3	18.37
FTE	20.3	18.37

SIGNIFICANT CHANGES

The crisis response teams continue to work towards more outreach in the communities through collaboration with the national 988 crisis line, our own contracted crisis line and law enforcement dispatch, in order to divert individuals who do not need higher levels of care (such as the emergency room, jail, and medical floors), and whose mental health crisis can be resolved at a lower level. We will continue to work with County Human Resources to establish 24-hour, 2-person crisis response, in order to staff a community crisis resolution center, located in the Angle Building.



Winter Shelter

BUDGET ORG

Fund: 209 Behavioral Health Fund
Dept: 425 Winter Shelter
Category: Health & Human Services

KEY STAFF

Jayne Romero, Health and Human Services Director
Chantelle Estess, Winter Shelter Program
Coordinator

OVERVIEW

The Lincoln County Winter Shelter Program provides emergency shelter, safety, and access to needed resources/supports to unhoused individuals in a no-low barrier setting from October 1st to March 31st of any given year.

MAJOR ACTIVITIES

- The winter shelter operates from October 1st through March 31st with hours of operation from 6:00 p.m. to 7:00 a.m. During the hours of operation, the shelter is managed and supervised by paid county employees.
- Through partnerships with churches and non-profit organizations, volunteers provide additional support and oversee specific services that will be made available to participants.
- The shelter partners with other government agencies including the County Jail, County Probation and Parole, Lincoln County Transit, local law enforcement, and the Health and Human Services Mental Health Crisis Response Team.
- A key program component includes service navigation to link shelter guests to needed health care and other services. Translation and interpretation support are provided as needed.
- The shelter provides low barrier/no barrier access to the program. Individuals are not excluded because of substance use, but are prohibited from using or selling substances on site at the shelter. Additionally, the shelter does not discriminate on the basis of race, gender identity, sexual orientation and/or religion.

FUNDING SOURCES

- ARPA Funds
- General Fund
- Adult Behavioral Health Jail Diversion Funds
- IHN CCO and IHP DST
- Samaritan Foundation
- Cities of Depoe Bay, Lincoln City, Newport, Siletz and Yachats

REVENUE & EXPENDITURE SUMMARY

Winter Shelter Revenues & Expenses

	ACTUALS			FY24 ADOPTED BUDGET	FY 25 ADOPTED BUDGET		
	FY2021	FY2022	FY2023	FY2024	FY2025	\$ Variance	% Change
Revenues							
Beginning Balance	-	-	-	-	\$514,442	\$514,442	100%
Intergovernmental - State	-	-	-	-	\$108,108	\$108,108	100%
Interfund Transfers In	-	-	-	-	\$138,682	\$138,682	100%
REVENUES TOTAL	-	-	-	-	\$761,232	\$761,232	100%
Expenses							
Elected Officials	-	-	-	-	\$0	\$0	-
Non-Represented	-	-	-	-	\$85,884	\$85,884	100%
Represented	-	-	-	-	\$61,701	\$61,701	100%
Part Time	-	-	-	-	\$0	\$0	-
Holiday & Special Rate Pay	-	-	-	-	\$0	\$0	-
Overtime	-	-	-	-	\$10,000	\$10,000	100%
Retirement	-	-	-	-	\$16,774	\$16,774	100%
Insurance	-	-	-	-	\$63,128	\$63,128	100%
Other Personnel Expenses	-	-	-	-	\$13,886	\$13,886	100%
Client Services	-	-	-	-	\$3,000	\$3,000	100%
Furniture & Equipment <\$10K	-	-	-	-	\$5,000	\$5,000	100%
IT Software & Equipment	-	-	-	-	\$1,000	\$1,000	100%
Office Expense	-	-	-	-	\$3,500	\$3,500	100%
Other Contract Services	-	-	-	-	\$408,000	\$408,000	100%
Program Expenses	-	-	-	-	\$70,750	\$70,750	100%
Rent & Facilities Expense	-	-	-	-	\$60,000	\$60,000	100%
Training & Professional Development	-	-	-	-	\$1,200	\$1,200	100%
Travel	-	-	-	-	\$1,200	\$1,200	100%
Internal Service Charges	-	-	-	-	\$5,750	\$5,750	100%
Contingency	-	-	-	-	\$1,104	\$1,104	100%
EXPENSES TOTAL	-	-	-	-	\$811,877	\$811,877	100%
Revenues less Expenses	\$0	\$0	\$0	\$0	-\$50,645	-	-

RECENT ACCOMPLISHMENTS

- This project has been a huge undertaking, involving collaboration between Lincoln County Board of Commissioners, many County Departments, the Housing Authority of Lincoln County, community partners, local churches and cities.
- Hired a Winter Shelter Coordinator, purchased the needed supplies, secured temporary facilities at the local churches and then identified and leased a permanent facility in Newport.
- Secured funding for this endeavor in record time and operationalize the Newport location with support from contractors, County staff working overtime and volunteers from the community.
- Sheltering in Lincoln City has occurred through leased hotel rooms, and a property will be purchased in March 2024 for the operation of a more permanent winter shelter site.

GOALS & OBJECTIVES

- Continue operating and improving the Newport winter shelter.
- Operate a winter shelter in Lincoln City in the upcoming year.
- Continue to engage community partners, municipalities, and organizations that serve the community in a leadership capacity for ongoing funding support and to serve as a champion for this much needed service.
- As the program grows and secures reliable funding support, the shelter program hopes expand to year-round nightly shelter support as well as provide space community partners to provide daytime shelter support.
- Hire a Winter Shelter Assistant to provide support to the operation, particularly when operating two shelter locations simultaneously.

DEPARTMENT METRICS

- Unique individuals served
- Number of nights of stay
- Linkage to housing, health care, and needed services
- Number of unhoused individuals who die on the streets
- Volunteer support

WORKFORCE SUMMARY

DEPARTMENT	FY2025
FTE	
WINTER SHELTER	2
FTE	2

SIGNIFICANT CHANGES

- Acquisition of the Lincoln City shelter operation in the winter of 24/25. The Newport site is scheduled for renovation.



Co-Occurring Disorders/Dual Diagnosis Services

BUDGET ORG

Fund: 209 Behavioral Health Fund
Dept: 427 Co-Occurring Disorders/Dual Diagnosis Services
Category: Health & Human Services

KEY STAFF

Jayne Romero, Health and Human Services Director
Jennifer Beckner, Behavioral Health Resource Network & SUD Program Analyst

OVERVIEW

This section within the Behavioral Health Division focuses on substance use disorder treatment & prevention. Funding available combines Opioid Settlement funds, M-110 Behavioral Health Resource Network (BHRN) funds, and dedicated grant funding to improve access to services for those living with substance use disorder.

MAJOR ACTIVITIES

- Measure 110 centers on equity, based on the knowledge that communities of color and tribal communities are disproportionately harmed by laws that criminalize drug possession. People in these communities are less likely to have access to culturally and linguistically specific and responsive services (and health services, generally), and experience greater harm from using drugs.
- Measure 110 makes health assessment, low-barrier access to care, low barrier treatment, harm reduction, and recovery services available to all those who need and want access to those services.
- Behavioral Health Resource Networks (BHRNs) were established in SB755 following the passage of Measure 110. The Lincoln County BHRN was formed by a group of local providers working together to provide substance use services in Oregon. Each BHRN is required to provide harm reduction services, treatment, housing, supported employment and peer support services.

FUNDING SOURCES

- Measure 110 BHRN funding and Access to Care grant
- Opioid Settlement Funds (annually for the next 18 years)
- Oregon Health Authority
- Samaritan Rural Community Opioid Response
- Funds / Health Incentive Payments
- Medicaid / IHN
- Local liquor tax
- HIWAY grant funds
- RC-SWAY grant funds
- Fees / Insurance / Private Pay

REVENUE & EXPENDITURE SUMMARY

Co-Occurring Disorders/Dual Diagnosis Services Exp & Rev

	ACTUALS			FY24 ADOPTED BUDGET	FY 25 ADOPTED BUDGET		% Change
	FY2021	FY2022	FY2023	FY2024	FY2025	\$ Variance	
Revenues							
Beginning Balance	\$338,538	\$456,231	\$630,122	\$861,433	\$2,044,566	\$1,183,133	58%
Charges For Services	\$266,868	\$286,529	\$380,709	\$4,700	\$2,500	-\$2,200	-88%
Intergovernmental	\$87,155	-	-	-	\$0	\$0	-
Intergovernmental - Federal	\$366,866	\$477,339	\$396,176	\$439,557	\$171,708	-\$267,849	-156%
Intergovernmental - Local	\$42,792	\$46,665	\$40,866	\$40,000	\$40,000	\$0	0%
Intergovernmental - Other	\$1,279	\$1,380	\$1,569	\$1,500	\$1,000	-\$500	-50%
Intergovernmental - State	\$77,875	\$140,604	\$1,336,890	\$1,271,103	\$1,653,996	\$382,893	23%
Miscellaneous	-	-	\$0	-	\$0	\$0	-
Interfund Transfers In	-	-	-	-	\$0	\$0	-
REVENUES TOTAL	\$1,181,375	\$1,408,747	\$2,786,332	\$2,618,293	\$3,913,770	\$1,295,477	33%
Expenses							
Elected Officials	-	-	-	-	\$0	\$0	-
Non-Represented	\$70,100	\$49,936	\$84,881	\$5,899	\$174,963	\$169,064	97%
Represented	\$217,128	\$231,643	\$275,548	\$177,762	\$198,040	\$20,278	10%
Part Time	-	-	-	-	\$0	\$0	-
Holiday & Special Rate Pay	\$1,410	\$771	\$345	\$360	\$360	\$0	0%
Overtime	\$17	-	\$591	-	\$0	\$0	-
Retirement	\$32,340	\$31,731	\$40,227	\$20,269	\$42,230	\$21,961	52%
Insurance	\$88,228	\$98,805	\$101,618	\$60,427	\$118,490	\$58,063	49%
Other Personnel Expenses	\$28,232	\$28,025	\$31,841	\$18,305	\$35,664	\$17,359	49%
Client Services	\$10,306	\$49,650	\$29,275	\$29,500	\$14,500	-\$15,000	-103%
Furniture & Equipment <\$10K	\$1,697	\$273	\$20	\$12,000	\$8,000	-\$4,000	-50%
Office Expense	\$25,365	\$20,087	\$26,971	\$33,100	\$36,600	\$3,500	10%
Other Contract Services	\$125,156	\$105,093	\$101,528	\$125,000	\$100,000	-\$25,000	-25%
Program Expenses	\$104	\$31,887	\$146,529	\$156,100	\$155,100	-\$1,000	-1%
Rent & Facilities Expense	\$10,800	\$10,800	\$10,812	\$13,000	\$12,000	-\$1,000	-8%
Training & Professional Development	\$3,670	\$3,272	\$4,878	\$50,000	\$25,000	-\$25,000	-100%
Travel	-	\$438	\$401	\$3,500	\$2,500	-\$1,000	-40%
Internal Service Charges	\$110,592	\$116,216	\$77,231	\$53,740	\$92,800	\$39,060	42%
Transfers Out	-	-	\$73,144	\$891,372	\$957,742	\$66,370	7%
Contingency	-	-	-	\$967,966	\$1,939,781	\$971,815	50%
EXPENSES TOTAL	\$725,144	\$778,626	\$1,005,841	\$2,618,300	\$3,913,770	\$1,295,470	33%
Revenues less Expenses	\$456,231	\$630,122	\$1,780,491	-\$7	\$0	-	-

RECENT ACCOMPLISHMENTS

- Recent accomplishments include the addition of 2 FTE positions to work as Resource Navigators in the Community Shelter Resource Centers.
- Resource navigators help clients increase their social determinants of health.

GOALS & OBJECTIVES

- Goals and objectives of this department are to establish a more equitable and effective approach to substance use disorder by creating a holistic, health-based approach to addressing addiction and overdoses.
- Partners are working together to build a closed loop referral process to assist in creating and maintaining a "no wrong door" approach & improve SUD service coordination and planning.

DEPARTMENT METRICS

Lincoln County HHS has recently added new buildouts in the electronic medical record software OCHIN to assist in data collection for the medication assisted treatment program and harm reduction Data currently tracked includes:

- Number of clients with substance use disorders receiving services
- Average duration of client participation and client outcomes
- Number of individuals seeking assistance, who are not connected to substance use disorder treatment and other services, and the reasons for the denials

WORKFORCE SUMMARY

DEPARTMENT	FY2024	FY2025
FTE		
CO-OCCURRING DISORDERS/DUAL DIAGNOSIS SERVICES	2.55	3.6
FTE	2.55	3.6

SIGNIFICANT CHANGES

By combining M-110, BHRN & Opioid Settlement funds, Lincoln County HHS has been able to expand Public Health harm reduction services to include the addition of 1 FTE RN position. The addition of this position has resulted in an expansion of outreach services to include wound care, vaccinations, and testing for HIV & Hep C. The Lincoln Community Health Center's office based addition treatment (OBAT) program Bridges to Recovery will also expand with the addition of 1 FTE dedicated medication assisted treatment provider. This addition will allow the program to serve more clients and additional drop in and same day appointment slots.



Behavioral Health Housing

BUDGET ORG

Fund: 209 Behavioral Health Fund
Dept: 429 Behavioral Health Housing
Category: Health & Human Services

KEY STAFF

Jayne Romero, Health and Human Services Director
Marie Laper, Deputy Director Behavioral Health

OVERVIEW

The Housing Investment program strives to improve housing options in Lincoln County for persons with a severe and persistent mental illness by providing temporary/emergency housing and long-term housing. The housing stock, available buildable land, and housing costs in our County are real challenges to housing development, and we will need to be flexible in our efforts.

MAJOR ACTIVITIES

- Partnered with the Housing Authority of Lincoln County (HALC) to create twenty-eight units of housing dedicated to HHS clients with severe and persistent mental illness. This is a population that is particularly at risk for homelessness. With only nine units of such housing currently in the County, these units will provide critically needed homes for this vulnerable population which have few, if any, housing options.

FUNDING SOURCES

- Housing Grants

REVENUE & EXPENDITURE SUMMARY

Behavioral Health Housing Expenses & Revenues

	ACTUALS			FY24 ADOPTED BUDGET	FY 25 ADOPTED BUDGET	\$ Variance	% Change
	FY2021	FY2022	FY2023	FY2024	FY2025		
Revenues							
Beginning Balance	-	-	-	\$190,508	\$0	-\$190,508	-
Charges For Services	-	-	-	-	\$0	\$0	-
Intergovernmental	-	-	-	-	\$0	\$0	-
Intergovernmental - Federal	-	-	-	-	\$0	\$0	-
Intergovernmental - Local	-	-	-	-	\$0	\$0	-
Intergovernmental - Other	-	-	-	-	\$0	\$0	-
Intergovernmental - State	-	-	\$3,097,926	\$2,700,000	\$4,960,356	\$2,260,356	46%
Miscellaneous	-	-	-	-	\$0	\$0	-
Interfund Transfers In	-	-	-	-	\$0	\$0	-
REVENUES TOTAL	-	-	\$3,097,926	\$2,890,508	\$4,960,356	\$2,069,848	42%
Expenses							
Elected Officials	-	-	-	-	\$0	\$0	-
Non-Represented	-	-	-	-	\$0	\$0	-
Represented	-	-	-	-	\$128,353	\$128,353	100%
Part Time	-	-	-	-	\$0	\$0	-
Holiday & Special Rate Pay	-	-	-	-	\$0	\$0	-
Overtime	-	-	-	-	\$0	\$0	-
Retirement	-	-	-	-	\$14,119	\$14,119	100%
Insurance	-	-	-	-	\$62,922	\$62,922	100%
Other Personnel Expenses	-	-	-	-	\$12,079	\$12,079	100%
Client Services	-	-	\$11,074	-	\$10,000	\$10,000	100%
Furniture & Equipment <\$10K	-	-	\$8,738	-	\$0	\$0	-
Office Expense	-	-	-	-	\$500	\$500	100%
Other Contract Services	-	-	\$42,487	\$2,700,000	\$48,441	-\$2,651,559	-5,474%
Program Expenses	-	-	-	\$50,000	\$0	-\$50,000	-
Rent & Facilities Expense	-	-	-	-	\$0	\$0	-
Training & Professional Development	-	-	-	-	\$0	\$0	-
Travel	-	-	-	-	\$0	\$0	-
Capital Expenditures	-	-	-	\$140,508	\$4,630,668	\$4,490,160	97%
Internal Service Charges	-	-	-	-	\$45,231	\$45,231	100%
Transfers Out	-	-	\$27	-	\$0	\$0	-
Contingency	-	-	-	-	\$8,043	\$8,043	100%
EXPENSES TOTAL	-	-	\$62,326	\$2,890,508	\$4,960,356	\$2,069,848	42%
Revenues less Expenses	\$0	\$0	\$3,035,600	\$0	\$0	-	-

RECENT ACCOMPLISHMENTS

- Leased 18 dedicated hotel rooms in Lincoln City, which will be a transitional housing option for those enrolled individuals who are actively working on a housing goal.
Breaking ground on the Lighthouse Project, a 28 unit housing complex for adults and families with a serious mental illness in Lincoln City.

GOALS & OBJECTIVES

- Continue to use housing funds to seek and acquire properties to provide housing for adults and families with a serious mental illness in Lincoln City.

DEPARTMENT METRICS

- This is not a service, but a project with dedicated funds we want to track separately.

WORKFORCE SUMMARY

DEPARTMENT	FY2025
FTE	
BH HOUSING	2
FTE	2



Primary Care Health Center

BUDGET ORG

Fund: 216 Community Health Center Fund
Dept: 701 Primary Care Health Center
Category: Health & Human Services

KEY STAFF

Jayne Romero, Health and Human Services Director
Ann Allard-Robinett, Federally Qualified Health Center Director
Stephanie Arnoldussen, Program Manager
Anita Lytwyn, Program Manager

OVERVIEW

Continue in our focus and efforts to provide expanded access to comprehensive, integrated healthcare for citizens in Lincoln County, with an emphasis on service to the uninsured and the underinsured. Services provided encompass primary care (preventive, acute and chronic disease management services), family planning, behavioral health for the worried well, and immunizations. Patients of the health center also have access to dental vouchers for urgent and preventative services and affordable pharmacy services. Referrals to specialty services, including behavioral health and social services, occur as needed. Services are available to all age groups and address needs and barriers identified in the Community Health Assessment and Improvement Plan, and the Health Resources and Services Administration (HRSA) triennial grant submission.

MAJOR ACTIVITIES

- Providers' schedule templates revised to provide more appointment access including same day appointments.
- Monitoring for increased and improved appointment utilization and provider productivity. Confirmation of all scheduled patients' appointment to reduce broken and no-show appointments thereby reducing lost opportunities of providing services.
- Next day contact calls for patients who missed appointments to reschedule and help support continuity of care. Contacting patients regarding annual and other wellness appointments.

FUNDING SOURCES

- FQHC Funding
- Samaritan Health Incentive Payments
- Medicaid / Wraparound Funding
- Medicare
- Insurance / Private Pay

REVENUE & EXPENDITURE SUMMARY

Primary Care Expenses & Revenues

	ACTUALS			FY24 ADOPTED BUDGET	FY 25 ADOPTED BUDGET	\$ Variance	% Change
	FY2021	FY2022	FY2023	FY2024	FY2025		
Revenues							
Beginning Balance	\$1,225,034	\$683,018	\$985,580	\$546,961	\$1,204,814	\$657,853	55%
Charges For Services	\$1,025,268	\$1,572,942	\$1,755,345	\$1,757,211	\$2,158,000	\$400,789	19%
Intergovernmental - Federal	\$1,407,817	\$2,044,720	\$2,053,376	\$1,890,045	\$1,890,045	\$0	0%
Intergovernmental - Local	\$339,780	\$144,587	\$634,571	\$234,000	\$142,500	-\$91,500	-64%
Intergovernmental - Other	\$6,645	\$2,107	\$6,621	\$7,000	\$5,500	-\$1,500	-27%
Intergovernmental - State	-	-	\$400	-	\$0	\$0	-
Miscellaneous	\$21,805	\$14,898	\$64,354	\$42,600	\$75,600	\$33,000	44%
Interfund Transfers In	-	-	\$20,326	-	\$0	\$0	-
REVENUES TOTAL	\$4,026,348	\$4,462,271	\$5,520,573	\$4,477,817	\$5,476,459	\$998,642	18%
Expenses							
Elected Officials	-	-	-	-	\$0	\$0	-
Non-Represented	\$579,628	\$468,696	\$698,363	\$609,394	\$587,900	-\$21,494	-4%
Represented	\$703,579	\$922,571	\$997,607	\$1,218,744	\$1,409,619	\$190,875	14%
Part Time	-	-	\$6,400	-	\$0	\$0	-
Holiday & Special Rate Pay	\$1,260	\$2,419	\$9,702	\$7,656	\$2,918	-\$4,738	-162%
Overtime	\$7,391	\$2,311	\$828	-	\$0	\$0	-
Retirement	\$144,856	\$156,725	\$191,789	\$204,556	\$223,639	\$19,083	9%
Insurance	\$292,894	\$321,156	\$411,747	\$749,578	\$916,491	\$166,913	18%
Other Personnel Expenses	\$125,310	\$139,094	\$150,696	\$182,485	\$188,246	\$5,761	3%
Client Services	\$27,331	\$7,128	\$55,388	\$60,000	\$37,000	-\$23,000	-62%
Furniture & Equipment <\$10K	\$84,855	\$65,800	\$38,404	\$44,800	\$40,000	-\$4,800	-12%
Office Expense	\$113,702	\$123,671	\$122,701	\$111,800	\$95,300	-\$16,500	-17%
Other Contract Services	\$272,139	\$188,448	\$393,375	\$352,600	\$902,500	\$549,900	61%
Program Expenses	\$91,965	\$87,413	\$88,902	\$98,000	\$81,200	-\$16,800	-21%
Rent & Facilities Expense	\$72,947	\$73,144	\$89,565	\$100,000	\$43,000	-\$57,000	-133%
Training & Professional Development	\$49,299	\$47,590	\$34,560	\$33,000	\$35,700	\$2,700	8%
Travel	\$960	\$4,910	\$4,170	\$10,000	\$1,000	-\$9,000	-900%
Capital Expenditures	-	\$0	-	\$556,045	\$556,045	\$0	0%
Internal Service Charges	\$354,033	\$408,190	\$495,063	\$582,718	\$729,111	\$146,393	20%
Transfers Out	-	-	-	-	\$0	\$0	-
Contingency	-	-	-	\$85,649	\$65,088	-\$20,561	-32%
Unappropriated	-	-	-	-	\$0	\$0	-
EXPENSES TOTAL	\$2,922,147	\$3,019,265	\$3,789,259	\$5,007,025	\$5,914,757	\$907,732	15%
Revenues less Expenses	\$1,104,201	\$1,443,006	\$1,731,314	-\$529,208	-\$438,298	-	-

RECENT ACCOMPLISHMENTS

- LCHC renovated and opened our Newport clinic, at Nye Street location, thereby expanding available space for patient care services. Increased provider coverage in the primary care clinic sites, thereby supporting expanded appointment availability.
- Recertified as Tier 4 PCPCH (Patient Centered Primary Care Home). Utilization of patient appointment schedules has recognized a 50%+ increase.
- Successfully achieved measures and received 100% of the 2022 IHN-CCO Scorecard Incentive Award.

GOALS & OBJECTIVES

- Maintain current access points for the uninsured, underinsured, and other community members who lack access to medical and behavioral health services in the cities of Newport, Lincoln City, Waldport, and Lincoln County.
- Care Teams continue to move forward toward goal of reaching Provider productivity standards in-line with national averages of 18pts/day. Work with our Providers and Care Teams to ensure all patient encounters are closed within 24-48 hours of visit and per policy within 72 hours, thereby supporting integrity of documentation and timely billing.
- Provide ongoing training for staff in best practices in customer service including course in Spanish to help staff better serve our patients.

DEPARTMENT METRICS

- Offering healthcare services at three primary care sites and four school-based health centers to support expanded capacity.
- Provided some telehealth appointments for better access to those patients that might otherwise not access care.
- Awarded a HRSA Quality Leader Silver Medal, placing LCHC among the top 20% of Community Health Centers in the nation. Recognized as a Patient-Centered Primary Care Home (PCPCH) since 2013; renewed Newport and Lincoln City as a Tier 4 by Oregon Health Authority 2023.

WORKFORCE SUMMARY

DEPARTMENT	FY2024	FY2025
FTE		
PRIMARY CARE HEALTH CENTERS	25.15	29.31
FTE	25.15	29.31

SIGNIFICANT CHANGES

- In FY 23/24, Behavioral Health has been removed from under scope of the FQHC as of 1/01/24.



School-Based Health Center

BUDGET ORG

Fund: 216 Community Health Center Fund
Dept: 702 School-Based Health Center
Category: Health & Human Services

KEY STAFF

Jayne Romero, Health and Human Services Director
Ann Allard-Robinett, Federally Qualified Health Center Director
Amy Lundy, SBHC Program Supervisor

OVERVIEW

Continue to increase access to healthcare for students in Lincoln County in order to improve overall health and educational outcomes. Services include primary and preventative health care, dental care vouchers, behavioral health, and social services information and referral. The goal of the centers is to expand the overall health of adolescents of Lincoln County by providing comprehensive health care and educating students about healthy living strategies.

MAJOR ACTIVITIES

- Provide on-site medical and behavioral health services, and access to dental services for students at four Lincoln County School Based Health Centers currently located at Newport High School, Taft High School, Toledo High School and Waldport High School.
- Efforts to promote awareness of services provided in SBHCs, via participation in back-to-school-night and other school community events, updated brochures and information shared with the schools directly for students and families. Striving to broaden and enhance communication and partnerships with school administration and staff.

FUNDING SOURCES

- Oregon Health Authority
- FQHC Funding
- Samaritan Health Incentive Payments
- Medicaid / Wraparound Funding
- Insurance / Private Pay

REVENUE & EXPENDITURE SUMMARY

School-Based Health Expense & Revenues

	ACTUALS			FY24 ADOPTED BUDGET	FY 25 ADOPTED BUDGET		
	FY2021	FY2022	FY2023	FY2024	FY2025	\$ Variance	% Change
Revenues							
Beginning Balance	\$577,210	\$505,967	\$243,569	-	\$109,231	\$109,231	100%
Charges For Services	\$80,575	\$97,225	\$248,614	\$221,000	\$120,000	-\$101,000	-84%
Intergovernmental	-	-	-	-	\$0	\$0	-
Intergovernmental - Federal	\$120,579	\$163,764	\$148,279	\$148,000	\$148,000	\$0	0%
Intergovernmental - Local	\$5,136	-	\$2,611	\$2,611	\$2,611	\$0	0%
Intergovernmental - State	\$240,000	\$240,000	\$240,000	\$240,000	\$120,000	-\$120,000	-100%
Miscellaneous	\$300	\$300	\$2,300	\$300	\$300	\$0	0%
REVENUES TOTAL	\$1,023,799	\$1,007,256	\$885,373	\$611,911	\$500,142	-\$111,769	-22%
Expenses							
Elected Officials	-	-	-	-	\$0	\$0	-
Non-Represented	\$72,121	\$78,865	\$158,445	\$123,177	\$127,497	\$4,320	3%
Represented	\$133,007	\$266,295	\$223,166	\$83,034	\$101,633	\$18,599	18%
Part Time	-	-	-	-	\$0	\$0	-
Holiday & Special Rate Pay	-	-	\$464	-	\$730	\$730	100%
Overtime	\$959	\$216	\$223	-	\$0	\$0	-
Retirement	\$23,230	\$38,733	\$43,051	\$23,358	\$26,176	\$2,818	11%
Insurance	\$52,111	\$87,956	\$102,603	\$68,866	\$82,496	\$13,630	17%
Other Personnel Expenses	\$20,145	\$34,272	\$33,372	\$20,498	\$21,622	\$1,124	5%
Client Services	\$70	\$120	\$300	\$100	\$6,000	\$5,900	98%
Furniture & Equipment <\$10K	-	\$12,405	\$1,900	\$3,500	\$10,000	\$6,500	65%
Office Expense	\$29,909	\$35,655	\$11,505	\$14,100	\$8,000	-\$6,100	-76%
Other Contract Services	\$5,011	\$8,219	\$9,120	\$6,500	\$30,000	\$23,500	78%
Program Expenses	\$2,454	\$8,612	\$4,909	\$6,000	\$7,600	\$1,600	21%
Training & Professional Development	\$983	\$1,071	\$860	\$1,100	\$300	-\$800	-267%
Travel	-	\$514	\$68	\$1,000	\$300	-\$700	-233%
Internal Service Charges	\$72,536	\$76,397	\$112,782	\$60,318	\$77,299	\$16,981	22%
Contingency	-	-	-	\$11,481	\$9,654	-\$1,827	-19%
EXPENSES TOTAL	\$412,536	\$649,331	\$702,767	\$423,032	\$509,307	\$86,275	17%
Revenues less Expenses	\$611,263	\$357,926	\$182,606	\$188,879	-\$9,165	-	-

RECENT ACCOMPLISHMENTS

- LCHC continues to provide healthcare services on scheduled clinic days to ensure availability of services on a consistent basis throughout the four SBHCs.
- More consistently meeting with school administration to address concerns and challenges.

GOALS & OBJECTIVES

- Increase access to healthcare for students in Lincoln County in order to improve educational outcomes. Services include primary and preventative health care, dental care vouchers, behavioral health, and social services information and referral.
- The goal of the centers is to expand the overall health of adolescents of Lincoln County by providing comprehensive health care and educating students about healthy living strategies.
- Promote and support greater utilization of services available in the SBHCs thru providing telehealth visits as well as visits to community members in addition to existing student/patient appointments.

DEPARTMENT METRICS

- LCHC currently fulfills the state's requirements for SBHC at two locations. Open and offering clinical services (PC and BH) 3 days/week when school is in session.
- SBHCs must be open for service 15 hours/week with availability for same-day appointments and scheduled appointments. SBFHC shall include Health/Office/CMA staff 15 hours/week.
- Primary care Provider for 15 hours/3 days per week. An additional 10hours/week is to be provided by a medical, behavioral health, or oral health professional.

WORKFORCE SUMMARY

DEPARTMENT	FY2024	FY2025
FTE		
SCHOOL-BASED HEALTH CENTERS	2.25	2.89
FTE	2.25	2.89

SIGNIFICANT CHANGES

In FY 23/24, OHA removed operational waivers for the four SBHCs. Therefore two of the SBHCs, Newport and Waldport are operating as certified SBHCs without waivers as of 1/01/24. Two of the SBHCs, Taft and Toledo, are operating under No Provider waivers thru 3/31/24 providing primary care services 1 day/month at each of the two locations. Submitting waivers for expanded service hours at Taft and Toledo but not fully per OHA recertification requirements.



Office Based Addiction Treatment (OBAT)

BUDGET ORG

Fund: 216 Lincoln Community Health
Dept: 703 Office Based Addiction Treatment
Category: Health & Human Services

KEY STAFF

Jayne Romero, Health and Human Services Director
Ann Allard-Robinett, Federally Qualified Health
Center Director

OVERVIEW

The Office Based Addiction Treatment (OBAT) Program, called "Bridges to Recovery," opened in February 2021 as part of the array of services under Primary Care. The Program is designed to improve the quality of life, offer options that promote freedom from opioid and alcohol use disorders, and promotes positive patient outcomes in alignment with program's mission, vision, and values. In combination with medication, addiction counseling, and behavioral health therapies, the OBAT program provides 'whole patient' approach to the treatment of substance use disorders.

MAJOR ACTIVITIES

- Recruiting to ensure that staffing is in place to support provision of OBAT patient services daily.
- Expansion of services to enable OBAT program can be stand-alone program, fully sustainable. Continuing efforts with Genoa Pharmacy to better support access.

FUNDING SOURCES

- Behavioral Health Resource Network (BHRN) Funding

REVENUE & EXPENDITURE SUMMARY

Office Based Addictions Treatment Expenses & Revenues

	ACTUALS			FY24 ADOPTED BUDGET	FY 25 ADOPTED BUDGET		
	FY2021	FY2022	FY2023	FY2024	FY2025	\$ Variance	% Change
Revenues							
Charges For Services	-	-	-	\$185,765	\$15,500	-\$170,265	-1,098%
Interfund Transfers In	-	-	-	\$615,962	\$616,752	\$790	0%
REVENUES TOTAL	-	-	-	\$801,727	\$632,252	-\$169,475	-27%
Expenses							
Elected Officials	-	-	-	-	\$0	\$0	-
Non-Represented	-	-	-	\$31,652	\$153,243	\$121,591	79%
Represented	-	-	-	\$358,979	\$167,292	-\$191,687	-115%
Holiday & Special Rate Pay	-	-	-	\$1,920	\$192	-\$1,728	-900%
Retirement	-	-	-	\$43,235	\$35,874	-\$7,361	-21%
Insurance	-	-	-	\$165,836	\$101,945	-\$63,891	-63%
Other Personnel Expenses	-	-	-	\$39,062	\$30,189	-\$8,873	-29%
Furniture & Equipment <\$10K	-	-	-	\$5,200	\$5,000	-\$200	-4%
Office Expense	-	-	\$0	\$9,800	\$9,800	\$0	0%
Other Contract Services	-	-	-	-	\$500	\$500	100%
Program Expenses	-	-	-	\$8,500	\$7,900	-\$600	-8%
Rent & Facilities Expense	-	-	-	\$8,000	\$0	-\$8,000	-
Training & Professional Development	-	-	-	\$3,000	\$3,000	\$0	0%
Travel	-	-	-	\$1,000	\$1,000	\$0	0%
Internal Service Charges	-	-	-	\$121,470	\$101,247	-\$20,223	-20%
Contingency	-	-	-	\$4,074	\$15,070	\$10,996	73%
EXPENSES TOTAL	-	-	\$0	\$801,728	\$632,252	-\$169,476	-27%
Revenues less Expenses	\$0	\$0	\$0	-\$1	\$0	-	-

RECENT ACCOMPLISHMENTS

- Expanding availability of appointments/access to services for same day appointments.

GOALS & OBJECTIVES

- During 2023, due to challenges with recruiting staff LCHC struggled with expanding services to accommodate additional new patients.
- However, due to focused attention on accommodating appointments with more flexibility, and providing appointments toward the latter part of the day, the OBAT program continues to develop.

DEPARTMENT METRICS

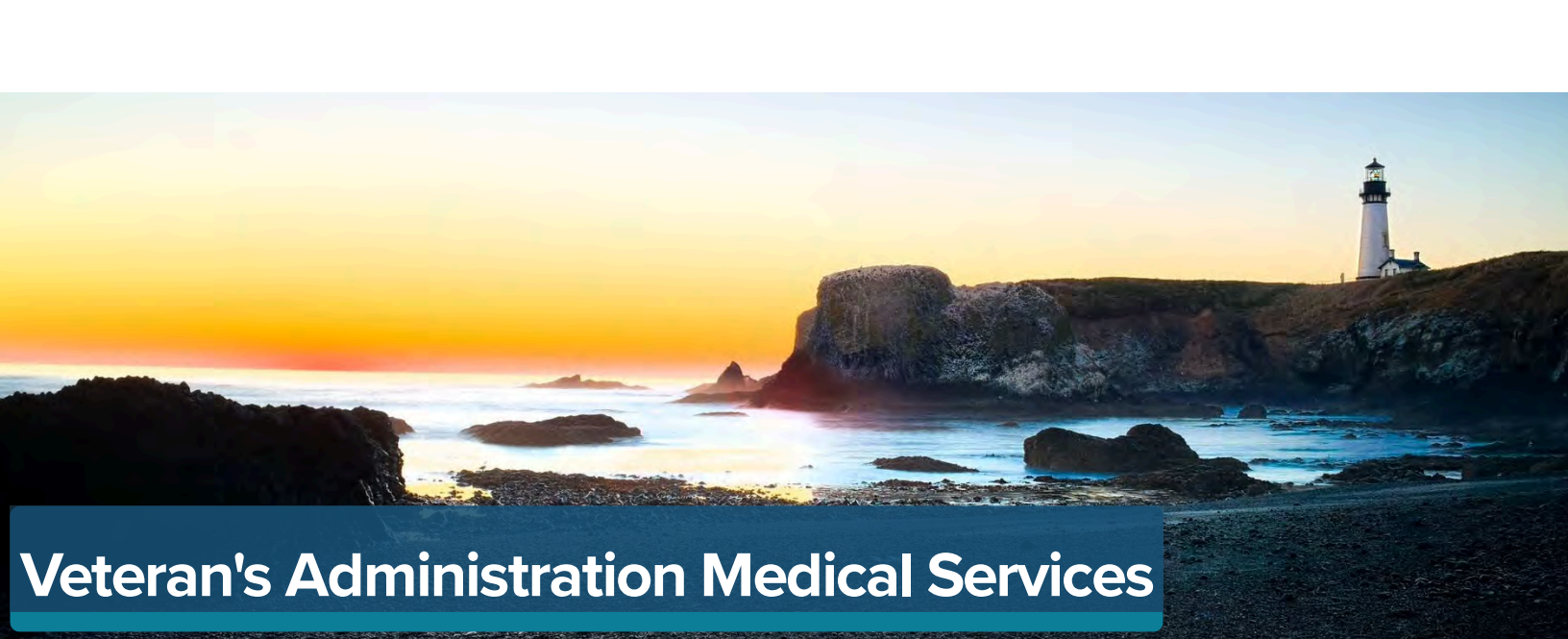
The OBAT program as it strives to grow has only a few set metrics. Expanding to 30 patient annually per provider. Consistent outreach to patients to connect them with OBAT appointments.

WORKFORCE SUMMARY

DEPARTMENT	FY2024	FY2025
FTE		
OBAT (OFFICE BASED ADDICTION TREATMENT)	5.3	3.2
FTE	5.3	3.2

SIGNIFICANT CHANGES

OBAT Program services will be provided out of scope of FQHC. Staffing model will support full time services daily (M-F).



Veteran's Administration Medical Services

BUDGET ORG

Fund: 216 Community Health Center Fund
Dept: 706 Veteran's Administration Medical Services
Category: Health & Human Services

KEY STAFF

Jayne Romero, Health and Human Services Director
Ann Allard-Robinett, Federally Qualified Health Center Director
Anita Lytwyn, Program Manager

OVERVIEW

Improved access to primary care and preventive medical care for veterans who reside in Lincoln County. The Portland Veterans Affairs Medical Center contracts with the Lincoln Community Health Center (LCHC) to provide for the continuous delivery and management of primary care services for all assigned, enrolled veterans. This includes the space, utilities, and operational services. Care is directed toward health promotion and disease prevention, management of acute and chronic medical conditions, pharmacological management, referral to specialty care, and coordination of services across both the inpatient and outpatient settings.

MAJOR ACTIVITIES

- VA patients are provided primary care services, lab services, telehealth and face-to-face appointments.
- The Newport and Lincoln City CBOCs see 10 patients per week that are not on the PCP panel for labs, EKGs, and bladder scans.
- The Newport and Lincoln City CBOCs see traveling veterans (veterans from out of state) if the patient requests and/or need healthcare services.

FUNDING SOURCES

- Department of Veterans Affairs

REVENUE & EXPENDITURE SUMMARY

Veterans Administration Medical Services Revenues & Expenses

	ACTUALS			FY24 ADOPTED BUDGET	FY 25 ADOPTED BUDGET		% Change
	FY2021	FY2022	FY2023	FY2024	FY2025	\$ Variance	
Revenues							
Beginning Balance	\$650,492	\$594,675	\$535,428	\$646,339	\$775,426	\$129,087	17%
Intergovernmental - Federal	\$693,064	\$732,904	\$653,522	\$705,322	\$705,322	\$0	0%
REVENUES TOTAL	\$1,343,556	\$1,327,579	\$1,188,951	\$1,351,661	\$1,480,748	\$129,087	9%
Expenses							
Elected Officials	-	-	-	-	\$0	\$0	-
Non-Represented	\$114,891	\$95,558	\$147,470	\$153,481	\$145,501	-\$7,980	-5%
Represented	\$305,896	\$328,730	\$148,420	\$193,767	\$290,024	\$96,257	33%
Holiday & Special Rate Pay	-	\$490	\$830	\$960	\$0	-\$960	-
Overtime	\$30	-	\$163	-	\$0	\$0	-
Retirement	\$47,060	\$47,723	\$33,555	\$38,951	\$48,664	\$9,713	20%
Insurance	\$102,773	\$135,829	\$70,271	\$153,823	\$170,862	\$17,039	10%
Other Personnel Expenses	\$42,212	\$43,224	\$26,322	\$34,613	\$40,987	\$6,374	16%
Client Services	\$161	\$120	-	-	\$0	\$0	-
Furniture & Equipment <\$10K	\$4,827	\$2,232	\$7,354	\$800	\$800	\$0	0%
Office Expense	\$16,064	\$14,957	\$12,396	\$11,700	\$11,700	\$0	0%
Other Contract Services	\$22,893	\$23,300	\$21,379	\$20,000	\$22,000	\$2,000	9%
Program Expenses	\$706	\$83	\$5,101	\$500	\$500	\$0	0%
Rent & Facilities Expense	\$33,354	\$34,260	\$36,414	\$45,000	\$17,000	-\$28,000	-165%
Training & Professional Development	\$734	\$79	\$316	\$1,000	\$1,000	\$0	0%
Travel	\$1,048	\$2,106	\$1,269	\$2,000	\$3,000	\$1,000	33%
Internal Service Charges	\$56,233	\$63,460	\$43,560	\$59,051	\$82,156	\$23,105	28%
Contingency	-	-	-	\$295,685	\$199,091	-\$96,594	-49%
EXPENSES TOTAL	\$748,881	\$792,151	\$554,820	\$1,011,331	\$1,033,285	\$21,954	2%
Revenues less Expenses	\$594,675	\$535,428	\$634,131	\$340,330	\$447,463	-	-

RECENT ACCOMPLISHMENTS

- Successfully completed move to renovated Nye Street location and provision of primary care services to veterans with minimal disruption. Providing care in more patient centered space.
- Worked collaboratively with VA team to ensure all requirements met in layout of new clinic space.

GOALS & OBJECTIVES

- Provide nursing and support staff, medical facilities, and all administrative functions sufficient to ensure continuity of care, access to care and high-quality health care for the veteran.
- According to contract, LCHS encourages veterans to receive all their care through the Portland VA Medical Center and/or VA Outreach Clinics.
- In the coming year, our goals include providing virtual training to staff versus travel for training.
- Better manage medical supplies and reduce waste.
- Provide greater depth in the VA program to support reserve staffing for each position to ensure consistent coverage.

DEPARTMENT METRICS

- Approximately 1,450 Lincoln County veterans currently receive health care services locally in a manner consistent with the Veterans' Affairs, the Joint Commission and/or other regulatory agencies guidelines.
- The Newport (1010) Clinic provides services to a panel of 1,200 VA patients, while the Lincoln City Clinic provides services to a panel of 250 VA patients.

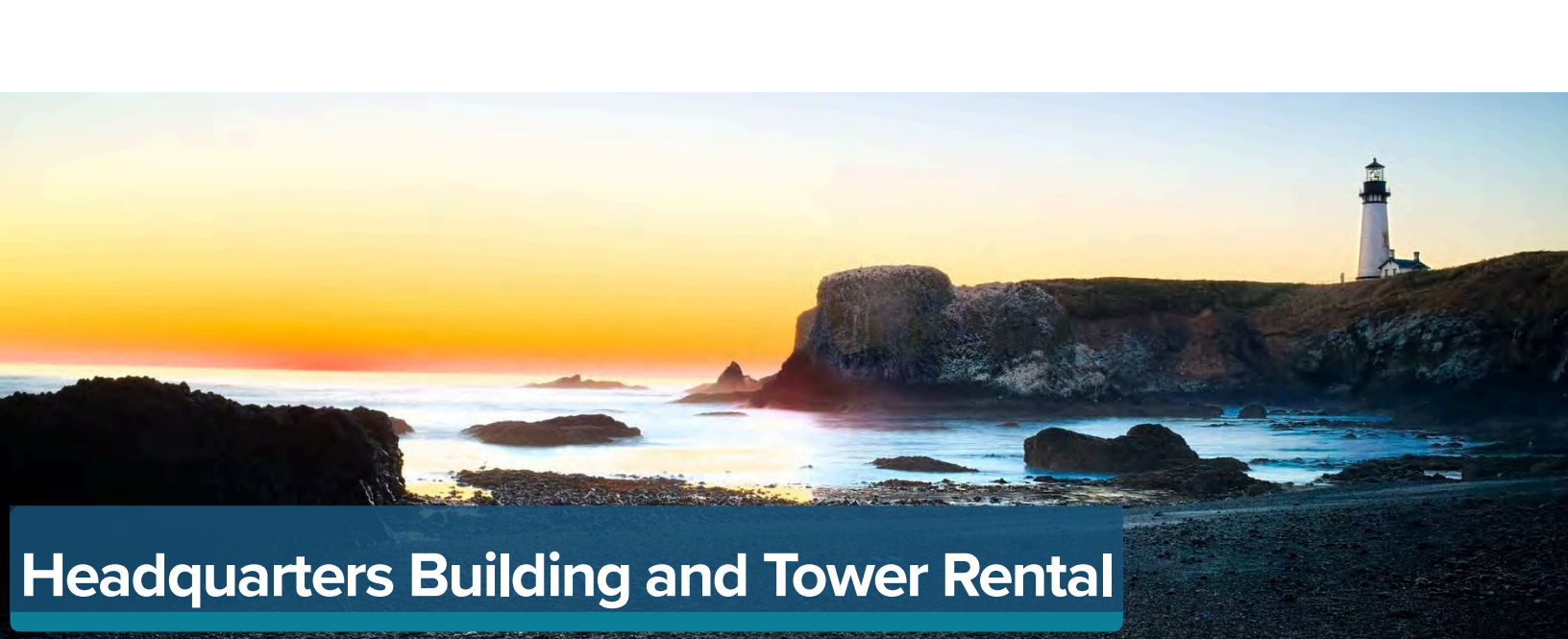
WORKFORCE SUMMARY

VA Community-Based Outpatient Center

DEPARTMENT	FY2024	FY2025
FTE		
VA COMMUNITY-BASED OUTPATIENT CENTER	4.95	5.4
FTE	4.95	5.4

SIGNIFICANT CHANGES

- LCHC at the Newport location successfully completed move into newly renovated clinic site that provides additional space for provision of patient care services.



Headquarters Building and Tower Rental

BUDGET ORG

Fund: 220 Developmental Disability Fund
Dept: 310 HHS Headquarters Building & Tower Rental
Category: Health & Human Services

KEY STAFF

Jayne Romero, Health and Human Services Director

OVERVIEW

The 310 "fiscal department" was added in FY 23-24 when Health and Human Services purchased the building located at 255 S Coast Highway in Newport. It was placed in Fund 220 for tracking purposes, specifically, to track revenues, expenses, and mortgage payments associated with the building.

MAJOR ACTIVITIES

- Tracks expenses and revenues related to the HHS Headquarters building. The Tower portion of the building also rents out space to HHS employees for short-term leases while staff members are trying to secure local, permanent housing.

FUNDING SOURCES

- Lease payments from on-site tenants, which includes the Western Title Company and staff from all HHS service divisions.

REVENUE & EXPENDITURE SUMMARY

Adult Mental Health Services Expenses & Revenues

	ACTUALS			FY24 ADOPTED BUDGET		FY 25 ADOPTED BUDGET		% Change
	FY2021	FY2022	FY2023	FY2024	FY2025	\$ Variance		
Revenues								
Miscellaneous	-	-	\$16,934	-	\$187,112	\$187,112	100%	
REVENUES TOTAL	-	-	\$16,934	-	\$187,112	\$187,112	100%	
Expenses								
Furniture & Equipment <\$10K	-	-	-	-	\$15,000	\$15,000	100%	
Office Expense	-	-	\$5,107	-	\$40,000	\$40,000	100%	
Other Contract Services	-	-	\$3,545	-	\$100,000	\$100,000	100%	
Program Expenses	-	-	-	-	\$27,112	\$27,112	100%	
Rent & Facilities Expense	-	-	\$820	-	\$5,000	\$5,000	100%	
Capital Expenditures	-	-	-\$27	-	-	\$0	-	
Debt Service	-	-	\$8,008	-	\$0	\$0	-	
EXPENSES TOTAL	-	-	\$17,452	-	\$187,112	\$187,112	100%	
Revenues less Expenses	\$0	\$0	-\$518	\$0	\$0	-	-	

RECENT ACCOMPLISHMENTS

- Closed escrow on the building at 255 S Coast Highway in Newport.
- Renovated portion of the building for temporary staff housing.

GOALS & OBJECTIVES

- Restructure mortgage for the balance due for the building, from an interest only with balloon payment mortgage to a fully amortized 10-year loan.



Developmental Disability Services

BUDGET ORG

Fund: 220 Developmental Disabilities Fund
Dept: 422 Intellectual & Developmental Disabilities Program
Category: Health & Human Services

KEY STAFF

Jayne Romero, Health and Human Services Director
Jinanjali Wimalasena, Developmental Disability Services Deputy Director
Sandy Hyduchak, Clinical Supervisor

OVERVIEW

Lincoln County Developmental Disability Services supports eligible adults and children with intellectual and developmental disabilities. The program strives to provide quality services grounded in person centered practices while maintaining a high standard of compliance with governing rules and regulations.

MAJOR ACTIVITIES

- Eligibility determination.
- Case Management Services.
- Adult Protective Services, and Abuse Investigations.
- Licensing and Certification of foster homes.

FUNDING SOURCES

- Department of Human Services

REVENUE & EXPENDITURE SUMMARY

Developmental Disability Services Expenses & Revenues

	ACTUALS			FY24 ADOPTED BUDGET	FY 25 ADOPTED BUDGET	\$ Variance	% Change
	FY2021	FY2022	FY2023	FY2024	FY2025		
Revenues							
Beginning Balance	\$713,038	\$712,887	\$1,230,187	\$1,704,204	\$1,124,281	-\$579,923	-52%
Intergovernmental - Federal	\$1,068,374	\$1,671,863	\$1,780,311	\$1,738,406	\$1,728,962	-\$9,444	-1%
Intergovernmental - Other	-	-	\$30,238	-	-	\$0	-
Intergovernmental - State	\$82,154	\$118,456	\$118,456	\$118,456	\$128,361	\$9,905	8%
Miscellaneous	-	-	\$170	-	\$0	\$0	-
Interfund Transfers In	-	-	\$1,230,187	-	\$0	\$0	-
REVENUES TOTAL	\$1,863,566	\$2,503,206	\$4,389,549	\$3,561,066	\$2,981,604	-\$579,462	-19%
Expenses							
Elected Officials	-	-	-	-	\$0	\$0	-
Non-Represented	\$167,713	\$182,067	\$189,834	\$195,052	\$261,553	\$66,501	25%
Represented	\$456,481	\$517,591	\$560,976	\$709,778	\$681,877	-\$27,901	-4%
Part Time	\$26,280	\$25,760	\$12,040	-	\$0	\$0	-
Holiday & Special Rate Pay	-	-	-	-	\$0	\$0	-
Overtime	-	-	-	-	\$0	\$0	-
Retirement	\$69,888	\$78,720	\$83,750	\$100,611	\$105,397	\$4,786	5%
Insurance	\$163,683	\$200,641	\$192,409	\$370,177	\$391,939	\$21,762	6%
Other Personnel Expenses	\$65,286	\$74,368	\$68,484	\$89,967	\$88,776	-\$1,191	-1%
Client Services	\$16,010	\$4,337	\$8,769	\$5,750	\$19,400	\$13,650	70%
Furniture & Equipment <\$10K	\$9,570	\$1,066	\$4,417	\$4,000	\$10,000	\$6,000	60%
Office Expense	\$19,070	\$17,019	\$19,881	\$19,500	\$13,800	-\$5,700	-41%
Other Contract Services	\$11,579	\$12,289	\$54,659	\$13,000	\$40,000	\$27,000	68%
Program Expenses	\$195	\$177	\$633	\$500	\$400	-\$100	-25%
Rent & Facilities Expense	\$44,467	\$52,238	\$56,016	\$55,000	\$0	-\$55,000	-
Training & Professional Development	\$100	-	\$60	\$5,300	\$600	-\$4,700	-783%
Travel	-	-	\$399	\$7,000	\$2,000	-\$5,000	-250%
Capital Expenditures	-	-	\$468,246	-	-	\$0	-
Internal Service Charges	\$100,358	\$106,745	\$113,002	\$157,815	\$194,855	\$37,040	19%
Transfers Out	-	-	\$1,230,187	-	\$0	\$0	-
Contingency	-	-	-	\$1,827,615	\$1,171,007	-\$656,608	-56%
EXPENSES TOTAL	\$1,150,679	\$1,273,020	\$3,063,761	\$3,561,065	\$2,981,604	-\$579,461	-19%
Revenues less Expenses	\$712,887	\$1,230,187	\$1,325,788	\$1	\$0	-	-

RECENT ACCOMPLISHMENTS

- Awarded grant to assist individuals with Intellectual and developmental disabilities in preparing and responding to emergencies.
- Successful Implementation of Case Management Entity innovation grant which has created opportunities for community engagement, networking, and skill development.
- Successful completion of two State audits for Case Management Services and Eligibility.

GOALS & OBJECTIVES

- Implementation of Emergency response grant
- Service Equity
- Community engagement
- Provider capacity building
- Ongoing efforts to develop and maintain a well functioning, productive, and engaged team.

DEPARTMENT METRICS

- The Lincoln County Developmental Disabilities program meets all contractual obligations which include the completion of eligibility determinations and functional needs assessments; direct referral coordination; provision of case management services; the provision of protective services and abuse investigations; licensing and certification of foster homes; and authorization and monitoring of all Medicaid and State funded services.
- The Lincoln County Developmental Disabilities program consistently secures all Rationed Fee for Service funds allocated to case management. 283 individuals with intellectual and developmental disabilities were served in 2023, a 6% increase in the number of individuals served since 2022.

WORKFORCE SUMMARY

DEPARTMENT	FY2024	FY2025
FTE		
INTELLECTUAL & DEVEL DISABILITIES PROGRAM	13.05	13.05
FTE	13.05	13.05



Drug Court / Specialty Court

BUDGET ORG

Fund: 250 Community Justice Fund
Dept: 011 Drug Court
Category: Public Safety

KEY STAFF

Tony Campa, Community Justice Director

OVERVIEW

Lincoln County has three specialty courts: Drug Court, Mental Health Wellness Court and Family Support Court. The three courts are a collaborative effort with Parole and Probation, judicial department, district attorney's, public defender's and treatment providers.

Specialty Courts are problem solving courts that provide court directed supervision, mandated as an alternative to incarceration, specialty courts reduce the burden and costs of repeatedly processing low-level, non-violent offenders through the State Courts, jails, and prisons while providing offenders an opportunity to receive treatment and education.

Family Support Court may be based on child welfare allegations rather than criminal charges, per Oregon Specialty Court Standards.

MAJOR ACTIVITIES

None

FUNDING SOURCES

- Criminal Justice Commission Grant Funds
- Parole and Probation IGA Funds
- County General Funds

REVENUE & EXPENDITURE SUMMARY

Drug Court Expenses & Revenue

	ACTUALS			FY24 ADOPTED BUDGET	FY 25 ADOPTED BUDGET	\$ Variance	% Change
	FY2021	FY2022	FY2023	FY2024	FY2025		
Revenues							
Beginning Balance	-	\$0	-\$32,999	-\$80,415	-\$270,327	-\$189,912	70%
Intergovernmental - Federal	\$156,665	\$50,714	\$69,034	\$96,834	\$82,188	-\$14,646	-18%
Intergovernmental - Other	-	-	-	-	\$0	\$0	-
Intergovernmental - State	-	-	\$63,368	\$90,913	\$96,066	\$5,153	5%
Permits & Fees	\$900	\$14,557	\$1,075	-	\$2,149	\$2,149	100%
Interfund Transfers In	-	\$58,942	\$55,662	\$58,233	\$61,266	\$3,033	5%
REVENUES TOTAL	\$157,565	\$124,212	\$156,139	\$165,565	-\$28,658	-\$194,223	678%
Expenses							
Elected Officials	-	-	-	-	\$0	\$0	-
Non-Represented	-	-	-	-	\$0	\$0	-
Represented	\$38,010	\$61,400	\$65,220	\$68,708	\$74,587	\$5,879	8%
Holiday & Special Rate Pay	-	-	-	-	\$0	\$0	-
Overtime	-	-	-	-	\$0	\$0	-
Retirement	\$4,561	\$7,401	\$7,827	\$8,245	\$8,951	\$706	8%
Insurance	\$4,844	\$8,777	\$10,842	\$10,060	\$16,970	\$6,910	41%
Other Personnel Expenses	\$5,058	\$7,810	\$7,251	\$8,725	\$8,662	-\$63	-1%
PS Budget Adjustments	-	-	-	-	\$0	\$0	-
Client Services	\$1,598	\$753	\$33,005	\$2,300	\$2,747	\$447	16%
Other Contract Services	\$116,591	\$16,301	\$88,171	\$73,400	\$78,708	\$5,308	7%
Program Expenses	\$35,737	\$18,643	\$29,785	\$48,963	\$16,692	-\$32,271	-193%
Training & Professional Development	\$3,500	\$6,170	\$19,886	-	\$0	\$0	-
Travel	\$110	\$17,423	\$32,906	\$16,500	\$11,000	-\$5,500	-50%
Internal Service Charges	-	\$12,535	\$16,226	\$9,079	\$3,826	-\$5,253	-137%
Transfers Out	-	\$58,942	-	-	\$0	\$0	-
Contingency	-	-	-	-	\$0	\$0	-
EXPENSES TOTAL	\$210,011	\$216,154	\$311,119	\$245,980	\$222,143	-\$23,837	-11%
Revenues less Expenses	-\$52,446	-\$91,941	-\$154,979	-\$80,415	-\$250,801	-	-

RECENT ACCOMPLISHMENTS

- The 23-25 Grant Review Committee feedback scored our programs, the results show our specialty courts are focused on meeting the 10 key components which underpin best practices and foundational to our three-specialty courts.
 - 46 out of a possible 50 points for Adult Drug Court.
 - 44 out of a possible 50 points for Mental Health Wellness Court
 - 48 out of a possible 50 points for Family Treatment Court

GOALS & OBJECTIVES

- Reduce recidivism.
- Reduce substance use disorder.
- Increase participants likelihood of successful rehabilitation through early, continuous, and judicially supervised treatment, drug testing and community supervision and Enhanced public safety by addressing the root causes of the participants involvement in criminal activities.
- Continue to provide culturally competent, comprehensive, evidence-based services for participants.
- Provide support to reduce barriers that justice involved individuals historically have encountered in their recovery.
- Focus on Evidence Based Practice to influence positive behavior change, reduce risk and improve community safety.
- Target High-Risk Justice Involved Individuals programmatic services to address their needs.
- Specialty court participants are required to be accountable for their behavior and to fulfill the legal responsibilities of the offenses they have committed.
- Improve the way we identify, share and screen individuals using evidence-based practices when screening for program eligibility.
- Avoid mixing low-risk and high-risk individuals to increase outcomes.
- Increase trauma-informed practices
- Incorporate gender specific treatment

WORKFORCE SUMMARY

DEPARTMENT	FY2024	FY2025
FTE		
DRUG COURT/SPECIALTY COURTS	0.85	1
FTE	0.85	1



HB 3194/Transitional Housing

BUDGET ORG

Fund: 250 Community Justice Fund
Dept: 125 HB 3194 Funding/Transitional Housing
Category: Public Safety

KEY STAFF

Tony Campa, Community Justice Director

OVERVIEW

Oregon's prison rate increased by nearly 50% from 2000 to 2010. This prompted the Commission on Public Safety to analyze state sentencing policies, based on their recommendations HB 3194 passed in 2013. This grant program is "Oregon's proactive approach to spending resources more effectively by controlling prison growth and investing a portion of the avoided operational prison costs in the state's local public safety systems." Statewide because of reducing the prison population there has been a statewide net cost avoidance of \$634,491,949.00 from 2013-2023.

Parole services are primarily restricted to justice involved individuals who present an immediate public safety danger and are formally classified as "medium or high risk." To provide a cost-effective means of client compliance in lieu of long-term prison or jail placement, and to enhance long-term public safety by providing programs to support and aid in the transition and rehabilitation process. Inclusion of input of historically underserved communities and community partners. The program employs evidence-based curriculums and uses assessments to determine populations that will be served by this program. Program participants will include those charged with or convicted of property, drug, or driving offenses as well as consider and accept short-term transitional leave, if appropriate.

Other details about the program include the following:

- Promote behavior change to enhance community safety
- By using valid, state directed risk assessment tools
- Focusing resources on evidence-based practices to improve outcomes
- Use of day reporting program and Cognitive Skills Classes
- Housing opportunities for those in high risk/high need justice involved individuals.
- Housed individuals can be closely monitored, and additional restrictions may be implemented.
- Individuals are allowed time for positive steps towards rehabilitation this can include.
- Social Services
- Addiction Resources and Community Treatment
- Employment Resources

The community partners in this program will assist clients enrolling in Oregon Health Plan, all while working towards imbedding equity throughout the county's criminal justice system. Ten percent of grant funding is allocated to community-based non-profit organizations that provide services to crime victims.

MAJOR ACTIVITIES

None

FUNDING SOURCES

- Justice Reinvestment Program is part of Oregon's Justice Reinvestment Initiative.

REVENUE & EXPENDITURE SUMMARY

HB 3194 Funding/ Transitional Housing Expenses & Revenues

	ACTUALS			FY24 ADOPTED BUDGET		FY 25 ADOPTED BUDGET		
	FY2021	FY2022	FY2023		FY2024	FY2025	\$ Variance	% Change
Revenues								
Beginning Balance	\$64,054	\$97,024	\$205,791		\$153,491		-\$192,569	180%
Charges For Services	\$58,582	\$41,929	\$51,301		\$40,000		\$45,000	11%
Intergovernmental - Federal	\$357,357	\$447,494	\$385,581		\$429,141		\$433,064	1%
Interfund Transfers In	–	\$97,024	–		–		\$0	–
REVENUES TOTAL	\$479,993	\$683,471	\$642,673		\$622,632		\$285,495	-118%
Expenses								
Elected Officials	–	–	–		–		\$0	–
Non-Represented	\$124,416	\$79,927	\$116,937		\$130,922		\$138,470	5%
Represented	\$76,623	\$84,776	\$83,244		\$87,249		\$35,914	-143%
Holiday & Special Rate Pay	\$746	\$634	\$465		\$540		\$180	-200%
Overtime	\$962	\$231	–		–		\$0	–
Retirement	\$24,175	\$20,015	\$23,669		\$25,740		\$21,184	-21%
Insurance	\$44,727	\$43,917	\$57,130		\$65,053		\$47,607	-37%
Other Personnel Expenses	\$27,568	\$21,317	\$22,297		\$27,730		\$20,258	-37%
PS Budget Adjustments	–	–	–		–		\$0	–
Client Services	\$4,422	\$49,007	\$5,895		–		\$7,908	100%
Furniture & Equipment <\$10K	\$4,967	–	\$221		–		\$8,000	100%
Office Expense	\$25,062	\$26,486	\$28,375		\$25,000		\$36,000	31%
Other Contract Services	\$38,632	\$41,679	\$40,712		\$39,013		\$81,941	52%
Program Expenses	\$5,122	\$836	\$11,163		\$21,000		\$24,251	13%
Rent & Facilities Expense	\$5,488	\$10,100	\$613		\$50,000		\$120,000	58%
Travel	–	–	\$8,116		\$6,000		\$0	–
Internal Service Charges	\$60	\$566	\$785		\$894		\$650	-38%
Transfers Out	–	\$97,024	–		–		\$0	–
Contingency	–	–	–		–		\$0	–
EXPENSES TOTAL	\$382,969	\$476,513	\$399,621		\$479,141		\$542,363	12%
Revenues less Expenses	\$97,024	\$206,958	\$243,052		\$143,491		-\$256,868	–

RECENT ACCOMPLISHMENTS

None

GOALS & OBJECTIVES

- Reduce recidivism
- Reducing prison usage
- Protecting Public Safety
- Holding adults on supervision accountable

WORKFORCE SUMMARY

DEPARTMENT	FY2024	FY2025
FTE		
HB 3194 FUNDING/TRANSITIONAL HOUSING	2.75	2
FTE	2.75	2



Community Corrections

BUDGET ORG

Fund: 250 Community Justice Fund
Dept: 126 Community Corrections
Category: Public Safety

KEY STAFF

Tony Campa, Community Justice Director

OVERVIEW

Lincoln County Parole and Probation strives towards excellence, this demands the effective use of available resources, and seeking ways to enhance service delivery. Parole and Probation is a county operated community correction's agency funded primarily with Oregon Department of Corrections funding. This partnership with county and state provides a cost-effective means of holding adults on supervision accountable as well as local control in decision-making, better coordination of services, and enhanced partnerships with law enforcement and other agencies. Lincoln County uses evidence-based programs to maximize the public's safety and a collaborative approach are essential component to an adult on supervision's success. Parole and Probation services are primarily restricted to Justice Involved Individuals who present an immediate public safety danger and are formally classified as "medium or high risk". To provide a cost-effective means of adult on supervision control in lieu of long-term prison or jail placement, and to enhance long-term public safety by providing programs to support and aid in the transition and rehabilitation process. Provide "swift, certain and fair" supervision and case management. Parole and Probation continues to utilize evidence-based programs, custody/sanctions, and other available support resources to enhance the reformatory process and to protect the public.

Major Activities

- Provide evidence-based practices case management for individuals on supervision in our community.
- Individuals may be on Probation, Post-Prison, Short-Term Transitional Leave

FUNDING SOURCES

- Department of Corrections GIA
- Measure 57 Funding
- Transitional Funds
- County General Funds (1.30 FTE PPO)
- P&P fees

REVENUE & EXPENDITURE SUMMARY

Community Corrections (P&P) Expenses & Revenues

	ACTUALS			FY24 ADOPTED BUDGET	FY 25 ADOPTED BUDGET		
	FY2021	FY2022	FY2023	FY2024	FY2025	\$ Variance	% Change
Revenues							
Beginning Balance	\$1,385,430	\$1,870,354	\$2,753,062	\$2,907,241	\$2,977,951	\$70,710	2%
Charges For Services	\$153,376	\$52,731	\$29,157	\$22,600	\$15,000	-\$7,600	-51%
Intergovernmental - Federal	\$51,176	\$2,925	-	-	\$0	\$0	-
Intergovernmental - State	\$2,500,572	\$2,195,807	\$2,204,733	\$2,083,660	\$2,011,216	-\$72,444	-4%
Miscellaneous	\$0	\$13,857	\$0	-	\$0	\$0	-
Permits & Fees	-	-	\$300	\$300	\$300	\$0	0%
Interfund Transfers In	-	\$2,015,358	\$141,730	\$136,633	\$147,214	\$10,581	7%
REVENUES TOTAL	\$4,090,554	\$6,151,033	\$5,128,983	\$5,150,434	\$5,151,681	\$1,247	0%
Expenses							
Elected Officials	-	-	-	-	\$0	\$0	-
Non-Represented	\$336,422	\$311,940	\$302,891	\$542,263	\$238,019	-\$304,244	-128%
Represented	\$571,039	\$480,202	\$294,985	\$614,587	\$859,348	\$244,761	28%
Holiday & Special Rate Pay	\$1,771	\$1,624	-\$3,983	\$432	\$432	\$0	0%
Overtime	\$87	\$274	\$2,482	\$4,000	\$0	-\$4,000	-
Retirement	\$107,760	\$94,639	\$71,497	\$136,909	\$130,321	-\$6,588	-5%
Insurance	\$224,826	\$179,411	\$130,508	\$400,505	\$394,643	-\$5,862	-1%
Other Personnel Expenses	\$123,611	\$99,128	\$67,954	\$146,896	\$127,473	-\$19,423	-15%
PS Budget Adjustments	-	-	-	-	\$0	\$0	-
Client Services	\$64,757	\$33,806	\$43,463	\$49,000	\$40,000	-\$9,000	-22%
Furniture & Equipment <\$10K	-	-	-	-	\$5,000	\$5,000	100%
Office Expense	\$35,355	\$31,684	\$31,475	\$55,150	\$64,000	\$8,850	14%
Other Contract Services	\$37,466	\$17,847	\$28,780	\$62,500	\$76,100	\$13,600	18%
Program Expenses	\$457,476	\$15,449	\$19,862	\$590,212	\$50,000	-\$540,212	-1,080%
Rent & Facilities Expense	\$59,400	\$61,200	\$60,918	\$60,000	\$60,000	\$0	0%
Training & Professional Development	\$3,507	\$3,363	\$1,601	\$8,000	\$11,500	\$3,500	30%
Travel	\$451	\$2,162	\$4,545	\$20,000	\$20,000	\$0	0%
Internal Service Charges	\$196,271	\$193,720	\$196,987	\$291,163	\$207,308	-\$83,855	-40%
Transfers Out	-	\$1,870,354	\$141,730	-	\$0	\$0	-
Contingency	-	-	-	\$2,063,541	\$2,359,868	\$296,327	13%
EXPENSES TOTAL	\$2,220,200	\$3,396,803	\$1,395,695	\$5,045,158	\$4,644,012	-\$401,146	-9%
Revenues less Expenses	\$1,870,354	\$2,754,230	\$3,733,288	\$105,276	\$507,669	-	-

Recent Accomplishments

GOALS & OBJECTIVES

- Focus limited resources on high and medium risk individuals that are consistent with the statewide case management approach using evidence-based practices to develop individualized, collaborative, meaningful case plans that promote positive change and assist in developing positive pro-social changes in behavior.
- Evaluate practices to develop programs and practices that are committed to increasing equity in historically underserved communities, with an equity lens.

DEPARTMENT METRICS

- Performance- measured by continued positive movement in state benchmarks.
- Reduce Recidivism- measured by arrest- any new crime, conviction-new misdemeanor or felony, incarceration-new felony only.
- Successful Completion/Positive Case Closures.
- Increase percentage of Restitution collection owed to victims.
- Community Service Work provided by adults on supervision at the time of supervision completion.
- Increase the percentage of adults on supervision who are employed.
- Increase the percentage of adults participating in treatment while on supervision.

WORKFORCE SUMMARY

DEPARTMENT	FY2024	FY2025
FTE		
COMMUNITY CORRECTIONS (P&P)	15.95	15.2
FTE	15.95	15.2

SIGNIFICANT CHANGES

- In 2017/2018 Lincoln County agreed to use general funds for Parole and Probation Officer to supervise justice involved individuals convicted of domestic violence related crimes. General Funds are also used to continue to support a Parole and Probation Officer to provide a lower cost jail alternative in the form of electronic monitoring program (formerly department 101-127)
- Effect February 1, 2020, Ballot Measure 110 reduces the penalty for a possession of controlled substance offense that is not classified as commercial drug offenses under ORS 475.900 (2019). For possession of large amounts, BM 110 reduces criminal penalties from the felony level to a misdemeanor. For possession of smaller amounts of controlled substance, 110 reduces the penalty from the criminal misdemeanor to a new class E violation.
- In 2023 Adult Parole and Probation continued to shift our contact standards ensuring evidence-based practices are upheld, supervision services are designed to minimize disruptions in the lives of those we serve, avoid unnecessary hardships, and provide a broad array of reporting options within OAR 291-078 in accordance with SB 1510 for the optimization of success for adults on supervision.

SUPPLEMENTAL INFORMATION

OREGON DEPARTMENT OF CORRECTIONS Outcome Measures for LINCOLN County HIGH and MEDIUM Caseload Only								
Location	On February 8, 2023		Closures August 8, 2022 to February 8, 2023				Admissions 2019/1ST Half	
	EMPLOYMENT	TREATMENT	RESTITUTION	COMMUNITY SERVICE	POSITIVE CASE CLOSURES		RECIDIVISM	
	Hi-Med	Hi-Med	Hi-Med	Hi-Med	Post-Prison	Probation	Post-Prison	Probation
Statewide	44%	27%	16%	28%	63%	51%	33.8%	32.2%
LINCOLN	72%	65%	43%	20%	69%	64%	46.4%	38.5%



Downward Departure

BUDGET ORG

Fund: 250 Community Justice Fund
Dept: 129 Downward Departure Program
Category: Public Safety

KEY STAFF

Tony Campa, Community Justice Director

OVERVIEW

Oregon's prison rate increased by nearly 50% from 2000 to 2010. In 2017 HB 3078 funding created a competitive grant to support a prison diversion program to utilize limited resources effectively with 4 goals; reducing recidivism, reducing prison usage, protecting the public, and holding justice involved individuals accountable.

Lincoln County will be targeting those justice involved individuals whose sentencing guidelines grid score qualifies them for a presumptive prison sentence, specifically the optional probation/downward departure cases, who will be assessed for an opportunity to avoid prison and be granted a term of supervision to redirect them out of the overloaded state prison system. During the 2013-2023 time period this program resulted in \$634,491,949 in avoided prison costs statewide.

MAJOR ACTIVITIES

- Support key personnel to increase local capacity to engage in a prison diversion program. Ten percent of funds awarded must be distributed to community-based nonprofit organizations that provide services to victims of crime.

FUNDING SOURCES

- Justice Reinvestment Grant
- Parole and Probation-IGA

REVENUE & EXPENDITURE SUMMARY

Downward Departure Program Expenses & Revenues

	ACTUALS			FY24 ADOPTED BUDGET		FY 25 ADOPTED BUDGET		% Change
	FY2021	FY2022	FY2023	FY2024	FY2025	\$ Variance		
Revenues								
Beginning Balance	-	\$25,511	\$28,474	-	\$48,958	\$48,958	100%	
Intergovernmental - Federal	\$226,163	\$201,292	\$201,292	\$208,540	\$264,000	\$55,460	21%	
Interfund Transfers In	-	\$25,511	-	-	\$0	\$0	-	
REVENUES TOTAL	\$226,163	\$252,314	\$229,766	\$208,540	\$312,958	\$104,418	33%	
Expenses								
Elected Officials	-	-	-	-	\$0	\$0	-	
Non-Represented	-	-	-	-	\$0	\$0	-	
Represented	\$118,152	\$121,741	\$117,621	\$128,530	\$163,194	\$34,664	21%	
Holiday & Special Rate Pay	\$158	-	-	-	\$0	\$0	-	
Overtime	\$219	-	-	-	\$0	\$0	-	
Retirement	\$13,655	\$14,032	\$13,389	\$14,633	\$18,691	\$4,058	22%	
Insurance	\$33,530	\$28,429	\$17,819	\$16,173	\$29,934	\$13,761	46%	
Other Personnel Expenses	\$13,820	\$13,565	\$11,471	\$14,008	\$16,839	\$2,831	17%	
PS Budget Adjustments	-	-	-	-	\$0	\$0	-	
Other Contract Services	\$21,118	\$20,129	\$20,129	\$34,757	\$28,750	-\$6,007	-21%	
Travel	-	-	-	-	\$0	\$0	-	
Internal Service Charges	-	\$432	\$380	\$439	\$553	\$114	21%	
Transfers Out	-	\$25,511	-	-	\$0	\$0	-	
Contingency	-	-	-	-	\$54,997	\$54,997	100%	
EXPENSES TOTAL	\$200,652	\$223,840	\$180,809	\$208,540	\$312,958	\$104,418	33%	
Revenues less Expenses	\$25,511	\$28,474	\$48,958	\$0	\$0	-	-	

RECENT ACCOMPLISHMENTS

None

GOALS & OBJECTIVES

- Reduce Recidivism
- Reducing Prison usage
- Protecting Public Safety
- Holding Adults on Supervision Accountable

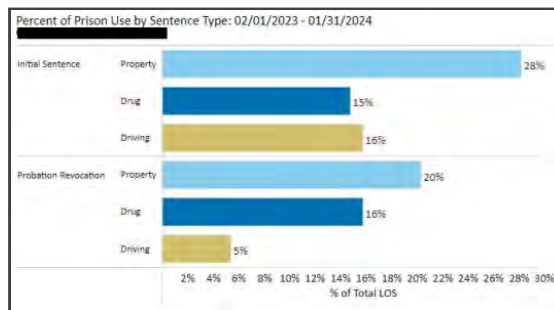
DEPARTMENT METRICS

Work Plan Summary:

The Downward Departure Program is an evidence-based alternative to prison program in collaboration with the District Attorney's Office, working with the Criminal Justice Commission.

One designated Probation Officer and a Deputy District Attorney will focus efforts on justice involved individuals who qualify for probation/downward departure, this is a specialized caseload located in the Community Justice Offices.

- Meet or exceed performance measures for each section of the bill.
- 10% of funding spent on community-based victim services with demonstrated need in targeted marginalized and underserved populations in the community. Address access barriers, increase capacity to identified services areas, trauma-informed interventions and services.
- Use structured sanctions on all program participants.
- Focus on cultural responsiveness.
- Aim to decrease county prison intakes- including revocations for the target population.
- Use data to monitor and evaluate the program in order to improve program operations.



WORKFORCE SUMMARY

DEPARTMENT	FY2024	FY2025
FTE		
DOWNWARD DEPARTURE PROGRAM	1.35	1.7
FTE	1.35	1.7



Engineering

BUDGET ORG

Fund: 201 Public Works Fund
Dept: 301 Engineering
Category: Community Services

KEY STAFF

Mikel Diwan, Public Works Director
Karen Buchanan, Financial Clerk
Andrew J. Blair, County Engineer

OVERVIEW

The Engineering division provides direction and assist with accomplishing long-term road maintenance goals and processes all financial activities for the department. The long-term goals include providing project management, accessing bridge replacement programs, evaluating traffic operations, and administering contracts for capital projects.

MAJOR ACTIVITIES

- Engineering
- Project management
- Administrative and clerical services
- Personnel Management
- Customer service to the public

FUNDING SOURCES

- State Highway Fund distributions
- Federal Forestry Sales
- Grant Funding from Federal & State Programs
- Transfers from other Funds

REVENUE & EXPENDITURE SUMMARY

Public Works- Engineers Office Revenues & Expenses

	ACTUALS			FY24 ADOPTED BUDGET	FY 25 ADOPTED BUDGET		
	FY2021	FY2022	FY2023	FY2024	FY2025	\$ Variance	% Change
Revenues							
Beginning Balance	\$10,076,964	\$8,812,121	\$10,111,438	\$9,313,307	\$9,834,860	\$521,553	5%
Charges For Services	\$991,282	\$1,083,799	\$1,269,662	\$1,050,000	\$1,155,000	\$105,000	9%
Intergovernmental - Federal	\$757,170	\$1,971,177	\$1,637,595	\$1,234,503	\$679,000	-\$555,503	-82%
Intergovernmental - Other	-	\$10,082	-	-	\$0	\$0	-
Intergovernmental - State	\$5,055,459	\$4,629,262	\$4,657,153	\$4,715,197	\$4,921,550	\$206,353	4%
Miscellaneous	\$190,121	\$132,584	\$480,825	\$195,729	\$663,000	\$467,271	70%
REVENUES TOTAL	\$17,070,996	\$16,639,024	\$18,156,673	\$16,508,736	\$17,253,410	\$744,674	4%
Expenses							
Elected Officials	-	-	-	-	\$0	\$0	-
Non-Represented	\$437,366	\$475,027	\$437,532	\$461,599	\$483,810	\$22,211	5%
Represented	-	-	-	-	\$0	\$0	-
Part Time	\$2,213	\$1,380	\$788	\$5,000	\$0	-\$5,000	-
Holiday & Special Rate Pay	\$360	\$375	\$345	\$360	\$0	-\$360	-
Overtime	\$512	\$2,384	-	\$1,000	\$1,000	\$0	0%
Retirement	\$51,566	\$56,051	\$51,386	\$54,176	\$56,579	\$2,403	4%
Insurance	\$77,463	\$101,210	\$111,289	\$130,644	\$131,401	\$757	1%
Other Personnel Expenses	\$48,079	\$55,317	\$52,873	\$62,168	\$61,167	-\$1,001	-2%
Furniture & Equipment <\$10K	\$8,351	\$2,860	\$2,588	\$8,000	\$5,000	-\$3,000	-60%
IT Software & Equipment	\$8,446	\$9,617	\$6,553	\$10,000	\$10,000	\$0	0%
Office Expense	\$13,979	\$14,082	\$12,527	\$16,047	\$16,400	\$353	2%
Other Contract Services	\$40,700	\$26,423	\$41,207	\$63,000	\$95,000	\$32,000	34%
Program Expenses	\$1,075	\$1,139	\$4,572	\$1,250	\$2,000	\$750	38%
Rent & Facilities Expense	\$2,751	\$2,766	\$2,346	\$2,700	\$2,500	-\$200	-8%
Training & Professional Development	\$2,345	\$2,315	\$4,108	\$5,950	\$9,500	\$3,550	37%
Travel	-	\$57	\$549	-	\$0	\$0	-
Internal Service Charges	\$442,328	\$492,642	\$585,552	\$501,625	\$601,625	\$100,000	17%
Debt Service	\$3,052	\$3,082	\$3,103	\$3,249	\$3,300	\$51	2%
EXPENSES TOTAL	\$1,140,587	\$1,246,726	\$1,317,317	\$1,326,768	\$1,479,282	\$152,514	10%
Revenues less Expenses	\$15,930,410	\$15,392,299	\$16,839,356	\$15,181,968	\$15,774,128	-	-

DEPARTMENT METRICS

- The Engineering division provides technical assistance for various county departments and numerous Special Road Districts.

RECENT ACCOMPLISHMENTS

- Awarded federal grant for Anderson-Drift Creek drainage project
- Assisted with the Echo Mountain Road Remediation project
- Completed the Cougar Creek Culvert grant project

GOALS & OBJECTIVES


- Complete the South Beaver Creek bridge replacement project.
- Advance all pending bridge and grant projects.
- Develop a long-term Bridge Maintenance and Replacement Plan.
- Develop an Ordinance to establish fees for ROW work permits.

WORKFORCE SUMMARY

DEPARTMENT	FY2024	FY2025
FTE		
ROADS - ENGINEERS OFFICE	5	5
FTE	5	5

SIGNIFICANT CHANGES

- A new Director was hired in October 2023.



Fleet Services

BUDGET ORG

Fund: 201 Public Works Fund
Dept: 302 Fleet Services
Category: Community Services

KEY STAFF

Mikel Diwan, Public Works Director
Wayne Tanons, Fleet Manager

OVERVIEW

The Fleet Services division provides maintenance and repair services to all county vehicles and equipment, as well as providing maintenance services for the Transit bus fleet and several non-county agencies. It also operates and manages the county fuel facility, administers the county Vehicle Replacement Fund, and is responsible for procuring all county vehicles.

MAJOR ACTIVITIES

- Preventative vehicle maintenance at regular intervals
- Contracting outside maintenance as needed
- Providing service to the Transit bus fleet

FUNDING SOURCES

- Fees for Fleet and other services.
- Cost reimbursements from other funds.
- State Highway Fund distributions.
- Federal forestry sales revenue.

REVENUE & EXPENDITURE SUMMARY

Fleet Services Expenses & Revenues

	ACTUALS			FY24 ADOPTED BUDGET	FY 25 ADOPTED BUDGET	\$ Variance	% Change
	FY2021	FY2022	FY2023	FY2024	FY2025		
Revenues							
-	-	-	-	-	-	-	-
REVENUES TOTAL	0	0	0	0	0	0	0
Expenses							
Elected Officials	-	-	-	-	\$0	\$0	-
Non-Represented	\$93,006	\$96,260	\$124,898	\$101,651	\$90,576	-\$11,075	-12%
Represented	\$281,253	\$294,196	\$310,597	\$331,998	\$328,102	-\$3,896	-1%
Holiday & Special Rate Pay	\$10,858	\$11,167	\$8,543	\$8,720	\$5,720	-\$3,000	-52%
Overtime	\$376	\$70	\$27	\$750	\$1,000	\$250	25%
Retirement	\$42,944	\$44,969	\$49,387	\$48,321	\$46,674	-\$1,647	-4%
Insurance	\$108,089	\$121,544	\$126,929	\$144,786	\$152,963	\$8,177	5%
Other Personnel Expenses	\$47,786	\$46,873	\$45,552	\$51,356	\$46,767	-\$4,589	-10%
Furniture & Equipment <\$10K	\$2,868	\$2,864	\$2,251	\$7,500	\$12,000	\$4,500	38%
Office Expense	\$45,308	\$53,002	\$50,619	\$52,249	\$58,200	\$5,951	10%
Other Contract Services	\$38,595	\$36,277	\$43,804	\$32,000	\$50,000	\$18,000	36%
Program Expenses	\$892,507	\$1,171,038	\$1,273,897	\$1,152,000	\$1,312,000	\$160,000	12%
Rent & Facilities Expense	-	\$13,440	\$8,947	\$5,500	\$10,500	\$5,000	48%
Training & Professional Development	\$225	-	\$400	\$400	\$500	\$100	20%
Travel	-	-	-	\$1,500	\$1,000	-\$500	-50%
Internal Service Charges	\$1,800	\$1,800	\$1,738	\$1,885	\$1,885	\$0	0%
EXPENSES TOTAL	\$1,565,615	\$1,893,500	\$2,047,589	\$1,940,616	\$2,117,887	\$177,271	8%
Revenues less Expenses	-\$1,565,615	-\$1,893,500	-\$2,047,589	-\$1,940,616	-\$2,117,887	-	-

RECENT ACCOMPLISHMENTS

- Procured new vehicles for various departments
- Procured 4 new trucks and 2 rock-haul trailers for Public Works
- Upgraded the fuel facility dispensers and cardlock system

GOALS & OBJECTIVES

- Perform an audit of the Vehicle Replacement Fund.

DEPARTMENT METRICS


- Fleet Services provides maintenance for hundreds of vehicles, the entire Public Works fleet and equipment inventory, and services approximately 30-35 vehicles per week.

WORKFORCE SUMMARY

DEPARTMENT	FY2024	FY2025
FTE		
FLEET SERVICES	5.8	5.8
FTE	5.8	5.8

SIGNIFICANT CHANGES

A new Fleet Manager July 2023.



General Road

BUDGET ORG

Fund: 201 Public Works Fund
Dept: 303 General Road
Category: Community Services

KEY STAFF

Mikel Diwan, Public Works Director
Clint Blaser, Road Maintenance Supervisor
Kelly Foley, Bridge Maintenance Supervisor

OVERVIEW

The General Road division is primarily responsible for maintaining all roads within the County Road System, which consists of approximately 340 miles of paved and graveled roads and 85 bridges. It is also responsible for regularly maintaining culverts and other drainage facilities, road signage, performing vegetative management, and responding to road-related emergencies due to snow, ice, flooding and high winds.

MAJOR ACTIVITIES

- Maintenance of roads, bridges and drainage
- Removal and abatement of road hazards
- 24-hour response to road emergencies

FUNDING SOURCES

- State Highway Fund distributions.
- Federal forestry sales revenue.
- Grant funding from Federal & State programs.
- Fees for Fleet and other services.
- Cost reimbursements from other funds.

REVENUE & EXPENDITURE SUMMARY

Roads - General Maintenance Expenses & Revenues

	ACTUALS			FY24 ADOPTED BUDGET	FY 25 ADOPTED BUDGET		
	FY2021	FY2022	FY2023	FY2024	FY2025	\$ Variance	% Change
Revenues							
Intergovernmental - Federal	-	\$289,049	\$15,747	\$1,447,650	\$211,055	-\$1,236,595	-586%
REVENUES TOTAL	-	\$289,049	\$15,747	\$1,447,650	\$211,055	-\$1,236,595	-586%
Expenses							
Elected Officials	-	-	-	-	\$0	\$0	-
Non-Represented	\$190,020	\$202,118	\$211,901	\$221,164	\$230,267	\$9,103	4%
Represented	\$908,907	\$876,401	\$834,180	\$1,100,131	\$1,092,707	-\$7,424	-1%
Part Time	\$41,244	\$32,443	\$42,898	\$50,000	\$50,000	\$0	0%
Holiday & Special Rate Pay	\$147,488	\$182,152	\$205,277	\$280,720	\$280,720	\$0	0%
Overtime	\$16,842	\$22,017	\$27,652	\$31,000	\$31,000	\$0	0%
Retirement	\$140,074	\$143,180	\$141,839	\$146,502	\$146,686	\$184	0%
Insurance	\$391,669	\$420,719	\$373,021	\$450,045	\$496,527	\$46,482	9%
Other Personnel Expenses	\$244,296	\$196,787	\$173,131	\$193,740	\$182,162	-\$11,578	-6%
Client Services	\$4,074	\$5,298	\$4,089	\$4,500	\$6,000	\$1,500	25%
Furniture & Equipment <\$10K	\$4,698	\$5,402	\$11,035	\$7,398	\$8,200	\$802	10%
Office Expense	\$2,853	\$2,118	\$1,708	\$2,050	\$2,200	\$150	7%
Other Contract Services	\$835,986	\$676,159	\$726,086	\$999,995	\$900,000	-\$99,995	-11%
Program Expenses	\$90,353	\$141,354	\$169,817	\$239,498	\$247,500	\$8,002	3%
Rent & Facilities Expense	\$4,239	\$539	-	\$7,500	\$5,000	-\$2,500	-50%
Training & Professional Development	-	\$1,100	\$1,255	\$2,200	\$2,200	\$0	0%
Travel	-	\$1,495	\$316	\$2,250	\$2,500	\$250	10%
Capital Expenditures	\$2,440,234	\$675,197	\$1,214,977	\$2,842,852	\$2,025,055	-\$817,797	-40%
Internal Service Charges	\$68,067	\$69,293	\$92,933	\$111,498	\$142,000	\$30,502	21%
Transfers Out	\$21,630	\$22,638	\$23,770	\$24,959	\$26,207	\$1,248	5%
Contingency	-	-	-	\$471,000	\$490,365	\$19,365	4%
Unappropriated	-	-	-	\$7,500,000	\$7,500,000	\$0	0%
EXPENSES TOTAL	\$5,552,674	\$3,676,410	\$4,255,884	\$14,689,002	\$13,867,296	-\$821,706	-6%
Revenues less Expenses	-\$5,552,674	-\$3,387,360	-\$4,240,137	-\$13,241,352	-\$13,656,241	-	-

RECENT ACCOMPLISHMENTS

- Prepared 35th Street for 2024 overlay project
- Responded to numerous landslides impacting county roads
- Performed road cleanup after winter 2024 ice storm

GOALS & OBJECTIVES

- Develop a long-term Bridge Maintenance and Replacement Plan.
- Develop an Ordinance to establish fees for ROW work permits.

DEPARTMENT METRICS

- General Roads grades and gravels approximately 140 miles of unpaved roads and maintains approximately 200 miles of paved roads per year.

WORKFORCE SUMMARY

DEPARTMENT	FY2024	FY2025
FTE		
ROADS - GENERAL MAINTENANCE	20	20
FTE	20	20

SIGNIFICANT CHANGES

- The road crew had 3 vacant positions throughout the winter.



General Fund

OVERVIEW

The General Fund is the primary operating fund of the County. This fund contains mostly unrestricted funds that can be used for any Governmental activity or purpose, as well as some restricted funds that are reserved for specific purposes. Traditional government services such as public safety, elections, records, tax assessment and collection and related support services such as administration, legal, finance, information technology and human resources are operated out of this fund. In addition, Public Safety services such as Sheriff Patrol & Jail services, District Attorney, and Juvenile services operate from this fund.

MAJOR ACTIVITIES

- Public Safety
 - Sheriff
 - District Attorney
 - Juvenile
 - Parole & Probation
- General Government
 - Board of Commissioners
 - Clerk - Elections & Records
 - Treasurer
 - Assessor
 - Surveyor
 - Planning & Building Services
- County Central Services
 - Administration
 - County Counsel
 - Human Resources
 - Information Technology
 - Finance
 - Facilities Management
- Community Services
 - Veterans Services
 - Parks

FUNDING SOURCES

- Revenue
 - Property Tax Collections
 - Transient Room Tax Collection
 - Funds received from the Federal & State Government
 - Fees for Services
 - Licenses & Permits
- Cost reimbursements from other Funds
- Transfers from other Funds
- Beginning Balances and Reserves

BUDGET SUMMARY

General Fund Summary

	ACTUALS			FY24 ADOPTED BUDGET	FY 25 ADOPTED BUDGET	\$ Variance	% Change
	FY2021	FY2022	FY2023	FY2024	FY2025		
Revenues							
Beginning Balance	\$9,633,100	\$10,582,792	\$8,996,790	\$11,543,125	\$11,023,886	-\$519,239	-5%
Charges For Services	\$1,479,857	\$1,115,992	\$1,425,466	\$1,268,630	\$1,457,834	\$189,204	13%
Fines	\$63,677	\$69,464	\$60,511	\$40,000	\$40,000	\$0	0%
Intergovernmental	-	-	-	-	\$0	\$0	-
Intergovernmental - Federal	\$2,365,352	\$1,167,154	\$1,294,573	\$1,284,442	\$1,502,639	\$218,197	15%
Intergovernmental - Local	\$474,870	\$446,012	\$641,968	\$728,246	\$733,427	\$5,181	1%
Intergovernmental - Other	\$720,900	\$394,533	\$186,342	\$145,500	\$180,339	\$34,839	19%
Intergovernmental - State	\$5,231,827	\$2,490,126	\$2,668,371	\$2,051,862	\$2,469,400	\$417,547	17%
Miscellaneous	\$318,530	\$625,502	\$914,178	\$778,000	\$1,733,999	\$955,999	55%
Other Taxes & Land Sales	\$2,707,794	\$5,124,129	\$3,182,748	\$3,776,000	\$3,883,000	\$107,000	3%
Permits & Fees	\$1,740,099	\$1,822,741	\$1,969,027	\$1,998,300	\$2,106,400	\$108,100	5%
Property Taxes	\$22,859,513	\$22,916,339	\$25,857,361	\$26,533,000	\$27,879,000	\$1,346,000	5%
Internal Cost Reimbursement	\$990,564	\$1,074,716	\$1,352,359	\$1,200,000	\$1,200,000	\$0	0%
Interfund Transfers In	\$50,000	\$151,000	\$1,436,855	\$683,000	\$1,720,470	\$1,037,470	60%
REVENUES TOTAL	\$48,636,083	\$47,980,501	\$49,986,550	\$52,030,105	\$55,930,403	\$3,900,298	7%
Expenses							
Elected Officials	\$673,080	\$679,569	\$722,544	\$737,867	\$754,671	\$16,804	2%
Non-Represented	\$5,751,832	\$5,346,392	\$5,665,638	\$6,589,758	\$6,877,657	\$287,899	4%
Represented	\$9,888,991	\$9,462,202	\$9,401,765	\$11,263,656	\$11,853,034	\$589,378	5%
Part Time	\$366,232	\$333,879	\$324,641	\$469,385	\$528,386	\$59,001	11%
Holiday & Special Rate Pay	\$293,857	\$369,250	\$341,488	\$69,826	\$359,898	\$290,072	81%
Overtime	\$679,702	\$873,982	\$823,249	\$277,400	\$609,810	\$332,410	55%
Retirement	\$2,476,147	\$2,550,335	\$2,503,815	\$2,878,175	\$3,011,239	\$133,064	4%
Insurance	\$4,195,029	\$4,119,328	\$4,092,554	\$5,576,542	\$5,683,856	\$107,314	2%
Other Personnel Expenses	\$2,123,400	\$1,952,193	\$1,742,337	\$2,078,043	\$2,081,604	\$3,561	0%
PS Budget Adjustments	-	-	-	-	\$0	\$0	-
Client Services	\$330,805	\$258,927	\$425,427	\$536,800	\$584,200	\$47,400	8%
Furniture & Equipment <\$10K	\$567,340	\$461,268	\$557,622	\$601,552	\$533,300	-\$68,252	-13%
IT Software & Equipment	\$320,197	\$406,642	\$634,411	\$777,400	\$635,900	-\$141,500	-22%
Office Expense	\$1,484,012	\$1,655,128	\$1,821,000	\$2,344,527	\$2,343,037	-\$1,490	0%
Other Contract Services	\$2,842,533	\$2,991,176	\$2,974,890	\$2,676,489	\$2,396,691	-\$279,798	-12%
Program Expenses	\$2,459,926	\$2,061,851	\$1,990,309	\$1,180,521	\$1,213,761	\$33,240	3%
Rent & Facilities Expense	\$292,367	\$366,978	\$357,377	\$394,950	\$434,050	\$39,100	9%
Training & Professional Development	\$111,083	\$135,629	\$170,017	\$277,171	\$332,566	\$55,395	17%
Travel	\$27,924	\$61,414	\$155,926	\$223,491	\$210,489	-\$13,002	-6%
Capital Expenditures	\$419,996	\$50,559	\$61,528	\$16,500	\$357,500	\$341,000	95%
Internal Service Charges	\$1,225,978	\$1,108,761	\$1,258,131	\$1,312,538	\$1,705,870	\$393,332	23%
Transfers Out	\$110,912	\$2,411,196	\$294,686	\$299,320	\$1,704,884	\$1,405,564	82%
Special Payments	\$906,541	\$761,306	\$628,425	\$934,000	\$934,000	\$0	0%
Debt Service	\$502,117	\$565,747	\$567,370	\$606,000	\$584,000	-\$22,000	-4%
Contingency	-	-	-	\$9,298,210	\$9,600,000	\$301,790	3%
Unappropriated	-	-	-	\$610,000	\$600,000	-\$10,000	-2%
EXPENSES TOTAL	\$38,050,000	\$38,983,711	\$37,515,148	\$52,030,121	\$55,930,403	\$3,900,282	7%
Revenues less Expenses	\$10,586,083	\$8,996,790	\$12,471,402	-\$16	\$0	-	-

FUNDING SOURCES SUMMARY

General Fund Revenue by Type

	ACTUALS			FY24 ADOPTED BUDGET	FY 25 ADOPTED BUDGET	\$ Variance	% Change
	FY2021	FY2022	FY2023	FY2024	FY2025		
Revenues							
Charges For Services	\$1,479,857	\$1,115,992	\$1,425,466	\$1,268,630	\$1,457,834	\$189,204	13%
Fines	\$63,677	\$69,464	\$60,511	\$40,000	\$40,000	\$0	0%
Intergovernmental	-	-	-	-	\$0	\$0	-
Intergovernmental - Federal	\$2,365,352	\$1,167,154	\$1,294,573	\$1,284,442	\$1,502,639	\$218,197	15%
Intergovernmental - Local	\$474,870	\$446,012	\$641,968	\$728,246	\$733,427	\$5,181	1%
Intergovernmental - Other	\$720,900	\$394,533	\$186,342	\$145,500	\$180,339	\$34,839	19%
Intergovernmental - State	\$5,231,827	\$2,490,126	\$2,668,371	\$2,051,862	\$2,469,409	\$417,547	17%
Miscellaneous	\$318,530	\$625,502	\$914,178	\$778,000	\$1,733,999	\$955,999	55%
Other Taxes & Land Sales	\$2,707,794	\$5,124,129	\$3,182,748	\$3,776,000	\$3,883,000	\$107,000	3%
Permits & Fees	\$1,740,099	\$1,822,741	\$1,969,027	\$1,998,300	\$2,106,400	\$108,100	5%
Property Taxes	\$22,859,513	\$22,916,339	\$25,857,361	\$26,533,000	\$27,879,000	\$1,346,000	5%
REVENUES TOTAL	\$37,962,419	\$36,171,994	\$38,200,546	\$38,603,980	\$41,986,047	\$3,382,067	8%
Expenses	-	-	-	-	-	-	-
Revenues less Expenses	\$37,962,419	\$36,171,994	\$38,200,546	\$38,603,980	\$41,986,047	-	-

EXPENDITURE SUMMARY

General Fund Summary by Appropriation

	2020-21 Actual	2021 - 22 Actual	2022 - 23 Actual	2023 - 24 Budget	2024 - 25 Budget
Public Safety	\$22,324,556	\$22,152,414	\$20,158,602	\$23,370,189	\$25,218,164
General Government	\$6,824,142	\$7,101,829	\$7,501,479	\$18,753,874	\$20,516,014
County Central Services	\$5,757,136	\$6,567,151	\$7,342,518	\$8,687,176	\$8,598,488
Community Services	\$2,696,250	\$3,161,671	\$2,440,640	\$1,238,882	\$1,597,737
TOTAL	\$37,602,085	\$38,983,066	\$37,443,239	\$52,050,121	\$55,930,403

Workforce Summary

FUND	FY2024	FY2025
FTE		
GENERAL FUND	242.5	244.3
FTE	242.5	244.3



Public Health Fund

BUDGET ORG

Fund: 208 Public Health Fund
Dept: Various
Category: Health & Human Services

KEY STAFF

Jayne Romero, Health and Human Services Director
Florence Pourtal, Public Health Director

OVERVIEW

Lincoln County Public Health, in collaboration with our community partners, provides leadership to assure the conditions for healthy communities.

Maternal Child & Family Health programs include:

- **Babies First!** is a program that provides Registered Nurse and Community Health Worker visits for parents who are pregnant and/or have babies and young children up to age 5.
- **CaCoon (CAre COordinatiON)** is a statewide, public health nurse visiting program in partnership with OHSU. Home visit nurses and community health workers support families that have children and youth with special health needs through age 20.
- **Family Connects** is a universal postpartum nurse home visiting program. Visits occur between 3 and 12 weeks postpartum.
- **Nurse Family Partnership** is a program to support first time pregnant moms through pregnancy and through a child's 2nd birthday.
- **Parents as Teachers** promotes the optimal early development, learning and health of children by supporting and engaging their parents and caregivers.
- A nutrition education and food supplement program for pregnant women, breastfeeding women, and infants and children under 5 years of age.

Communicable Disease programs include:

- **Communicable Disease Nursing** provides counseling and testing for various diseases that are easily spread from person to person (also known as communicable diseases).
- There are 50+ reportable diseases in Oregon. **ALL** animal bites must be reported to Lincoln County Public Health.
- Lincoln County Health and Human Services coordinates flu shot clinics each fall.
- **Sexually Transmitted Diseases and Infection** services
- We are a safety net clinic (to be used if primary care is not available or accessible) that is able to provide immunizations to adults and children.

Health Promotion programs aim to facilitate policy, systems, and environment changes to assure the conditions for health and equity for all. Health Promotion programs include:

- Lincoln County's Community Health Improvement Plan (CHIP) is a 5-year community-driven plan and change process to improve community health through coordination and collaboration.
- Lincoln County's Mental Health Promotion program provides information to increase knowledge and skills for increasing mental health promoting spaces and reducing stigma surrounding mental illness and treatment.
- Lincoln County's Tobacco Prevention and Education Program (TPEP) strives to make Lincoln County a healthier community by eliminating exposure to secondhand smoke, discouraging youth from initiating tobacco use, identifying and eliminating tobacco-related disparities in all populations, and help smokers quit. Lincoln County TPEP is supported by grant funds from the Oregon State Tobacco and Education Program.
- Lincoln County's Substance Abuse Prevention programs aim to prevent substance misuse and abuse. We particularly focus on the discouraging youth access to substances. With clear boundaries and expectations, youth are less likely to use substances like alcohol and marijuana. Other strategies for decreasing substance use in communities include policies like raising the minimum age for use to 21, regulating advertising practices, and limiting the hours of sale.
- Lincoln County's Problem Gambling prevention program increases awareness of problem gambling, provides tips to reduce risk for problem gambling, promotes treatment for problem gambling, and provides technical assistance for developing policies to reduce risk of problem gambling.
- Lincoln County's Harm Reduction program offers rapid HIV and Hepatitis C testing, syringe exchange services, and free resources to reduce risk of HIV, Hepatitis C, sexually transmitted, and serious bacterial infections, like condoms and first aid supplies.

Emergency Preparedness services for biological/chemical disasters and other emergency services.

Vital Statistics provides registration of all births and deaths in Lincoln County, as well as maintain vital statistics reports.

Public Health includes the following departments:

- 375-Solid Waste Disposal
- 401-Public Health Modernization & Accreditation
- 405-Communicable Disease
- 407-Public Health Prevention
- 410-HHS Administration
- 411-Maternal/Child Home Visiting
- 412-Nurse Family Partnership
- 413-WIC Program
- 414-Tobacco Education/Prevention
- 415-COVID Response
- 417-Parents as Teachers
- 430-Addictions Prevention
- 434-Emergency Preparedness
- 440-Environmental Health
- 441-Vital Statistics
- 452-Harm Reduction
- 457-Immunization Action Plan
- 490-Safe Drinking Water

MAJOR ACTIVITIES

See individual department pages for more detail.

FUNDING SOURCES

- Oregon Health Authority
- Various Grant Revenues
- Franchise Fees
- Targeted Case Management Revenues
- License and Inspection Fees

REVENUE & EXPENDITURE SUMMARY

Public Health Fund Summary

	ACTUALS			FY24 ADOPTED BUDGET	FY 25 ADOPTED BUDGET		
	FY2021	FY2022	FY2023	FY2024	FY2025	\$ Variance	% Change
Revenues							
Beginning Balance	\$2,156,987	\$2,509,314	\$4,200,538	\$2,360,822	\$1,865,408	-\$495,414	-27%
Charges For Services	\$3,908,791	\$3,833,322	\$3,749,599	\$4,489,955	\$5,255,346	\$765,391	15%
Intergovernmental	\$0	-	-	-	\$0	\$0	-
Intergovernmental - Federal	\$2,771,718	\$3,192,696	\$1,494,190	\$1,264,031	\$1,798,620	\$534,589	30%
Intergovernmental - Other	\$225,000	-	-\$157,583	-	\$0	\$0	-
Intergovernmental - State	\$456,521	\$414,914	\$1,087,160	\$1,310,827	\$1,714,521	\$403,694	24%
Miscellaneous	\$89,611	\$111,431	\$175,119	\$100,000	\$100,000	\$0	0%
Interfund Transfers In	\$60,000	\$179,821	\$112,819	\$335,410	\$688,080	\$352,670	51%
REVENUES TOTAL	\$9,668,629	\$10,241,498	\$10,661,843	\$9,861,045	\$11,421,975	\$1,560,930	14%
Expenses							
Elected Officials	-	-	-	-	\$0	\$0	-
Non-Represented	\$1,421,967	\$1,536,869	\$1,464,787	\$1,823,928	\$2,510,848	\$686,920	27%
Represented	\$2,008,309	\$2,003,953	\$1,958,415	\$2,343,342	\$2,581,744	\$238,402	9%
Part Time	\$186,912	\$43,082	\$10,807	\$55,796	\$82,000	\$26,204	32%
Holiday & Special Rate Pay	\$6,261	\$6,645	\$11,537	\$8,616	\$18,000	\$9,384	52%
Overtime	\$11,435	\$2,803	\$278	-	\$0	\$0	-
Retirement	\$390,184	\$404,606	\$388,158	\$471,388	\$578,756	\$107,368	19%
Insurance	\$896,341	\$944,458	\$854,257	\$1,597,350	\$2,121,431	\$524,081	25%
Other Personnel Expenses	\$373,426	\$372,599	\$317,168	\$428,458	\$489,430	\$60,972	12%
PS Budget Adjustments	-	-	-	-	\$0	\$0	-
Client Services	\$19,820	\$4,997	\$1,175	\$21,390	\$18,450	-\$2,940	-16%
Furniture & Equipment <\$10K	\$107,091	\$25,514	\$54,254	\$44,800	\$41,200	-\$3,600	-9%
IT Software & Equipment	\$510	\$2,325	\$4,578	\$19,250	\$38,640	\$19,390	50%
Office Expense	\$191,981	\$146,524	\$140,297	\$191,560	\$277,770	\$86,210	31%
Other Contract Services	\$520,770	\$683,100	\$829,856	\$260,510	\$316,633	\$56,123	18%
Program Expenses	\$75,855	\$129,135	\$146,960	\$124,639	\$288,739	\$164,100	57%
Rent & Facilities Expense	\$229,570	\$237,528	\$87,889	\$107,260	\$19,600	-\$87,660	-447%
Training & Professional Development	\$43,582	\$70,406	\$65,956	\$102,790	\$60,970	-\$41,820	-69%
Travel	\$1,067	\$2,768	\$16,386	\$53,710	\$76,533	\$22,823	30%
Capital Expenditures	-	-	-	-	\$0	\$0	-
Internal Service Charges	\$510,789	\$566,543	\$476,424	\$641,836	\$839,370	\$197,534	24%
Transfers Out	-	-	\$1,230,187	-	\$0	\$0	-
Contingency	-	-	-	\$1,564,424	\$1,061,861	-\$502,563	-47%
Unappropriated	-	-	-	-	\$0	\$0	-
EXPENSES TOTAL	\$6,995,870	\$7,183,854	\$8,059,367	\$9,861,047	\$11,421,975	\$1,560,928	14%
Revenues less Expenses	\$2,672,759	\$3,057,644	\$2,602,475	-\$2	\$0	-	-

Workforce Summary

FUND	FY2024	FY2025
FTE		
PUBLIC HEALTH FUND	62.25	68.9
FTE	62.25	68.9



Behavioral Health Fund

BUDGET ORG

Fund: 209 Behavioral Health Fund
Dept: Various
Category: Health & Human Services

KEY STAFF

Jayne Romero, Health and Human Services Director
Marie Laper, Deputy Director Behavioral Health

OVERVIEW

Behavioral Health services are available to Lincoln County residents struggling with mental health symptoms. Serving adults, children, and families. Goal is to assist clients in long-term recovery and to help them maintain independence within the community. Services are offered at clinics located in Newport, Waldport, and Lincoln City, and at School-Based Health Centers located in Taft, Newport, Waldport, and Toldeo Schools.

Behavioral Health includes the following departments:

- 420-Child, Adolescent, and Family Services
- 421-CHOICE Model/ACT Services
- 423-Adult Behavioral Health Services
- 424-Crisis Services
- 427-Co-Occurring Disorders/Dual Diagnosis Services
- 429-Housing Investment

MAJOR ACTIVITIES

- Screening and Assessment
- Individual Counseling
- Family Counseling
- Group Counseling
- Psychiatric Services
- Case Management
- Wraparound Services
- Early Intervention
- Parent-Child Interaction Therapy
- EASA - Early Assessment and Support Alliance
- Problem gambling treatment
- Dual diagnosis treatment
- Crisis and commitment services

FUNDING SOURCES

- Medicaid / IHN
- Medicare
- Insurance / Private Pay
- Oregon Health Authority
- Various Grants

REVENUE & EXPENDITURE SUMMARY

Behavioral Health Fund Summary

	ACTUALS			FY24 ADOPTED BUDGET	FY 25 ADOPTED BUDGET	\$ Variance	% Change
	FY2021	FY2022	FY2023	FY2024	FY2025		
Revenues							
Beginning Balance	\$2,795,031	\$3,343,941	\$6,165,872	\$8,571,695	\$7,792,589	-\$779,106	-10%
Charges For Services	\$3,946,716	\$4,479,099	\$5,839,984	\$6,831,532	\$7,261,000	\$429,468	6%
Intergovernmental	\$87,155	-	-	-	\$0	\$0	-
Intergovernmental - Federal	\$663,828	\$841,952	\$472,494	\$439,557	\$171,708	-\$267,849	-156%
Intergovernmental - Local	\$335,112	\$423,403	\$443,573	\$40,000	\$40,000	\$0	0%
Intergovernmental - Other	\$53,934	\$68,012	\$69,279	\$61,500	\$61,000	-\$500	-1%
Intergovernmental - State	\$1,987,551	\$3,192,046	\$6,895,701	\$6,070,310	\$9,565,610	\$3,495,300	37%
Miscellaneous	\$46,224	\$106,433	\$342,265	\$91,000	\$224,000	\$133,000	59%
Interfund Transfers In	-	-	-	-	\$138,682	\$138,682	100%
REVENUES TOTAL	\$9,915,551	\$12,454,884	\$20,229,169	\$22,105,594	\$25,254,589	\$3,148,995	12%
Expenses							
Elected Officials	-	-	-	-	\$0	\$0	-
Non-Represented	\$744,128	\$672,362	\$674,854	\$681,201	\$1,222,800	\$541,599	44%
Represented	\$2,399,551	\$2,162,565	\$2,293,715	\$4,066,652	\$4,579,912	\$513,260	11%
Part Time	\$17,925	\$40,381	\$21,357	\$74,513	\$0	-\$74,513	-
Holiday & Special Rate Pay	\$4,350	\$3,585	\$314,974	\$8,424	\$6,120	-\$2,304	-38%
Overtime	\$37,649	\$42,916	\$20,984	\$50,000	\$10,000	-\$40,000	-400%
Retirement	\$355,540	\$323,675	\$366,507	\$527,187	\$646,289	\$119,102	18%
Insurance	\$855,600	\$787,818	\$757,004	\$2,076,074	\$2,603,306	\$527,232	20%
Other Personnel Expenses	\$318,326	\$293,095	\$293,017	\$474,134	\$547,194	\$73,060	13%
PS Budget Adjustments	-	-	-	-\$642,325	\$0	\$642,325	-
Client Services	\$66,463	\$92,932	\$108,793	\$164,200	\$145,500	-\$18,700	-13%
Furniture & Equipment <\$10K	\$25,620	\$17,669	\$42,515	\$57,500	\$65,000	\$7,500	12%
IT Software & Equipment	-	-	-	-	\$3,000	\$3,000	100%
Office Expense	\$188,219	\$156,441	\$200,776	\$180,550	\$354,900	\$174,350	49%
Other Contract Services	\$470,911	\$492,506	\$819,108	\$4,348,200	\$1,928,441	-\$2,419,759	-125%
Program Expenses	\$9,297	\$45,144	\$175,654	\$245,650	\$251,950	\$6,300	3%
Rent & Facilities Expense	\$65,425	\$65,048	\$51,423	\$66,000	\$123,000	\$57,000	46%
Training & Professional Development	\$21,386	\$23,599	\$24,985	\$80,000	\$48,800	-\$31,200	-64%
Travel	\$157	\$3,164	\$11,598	\$15,000	\$25,200	\$10,200	40%
Capital Expenditures	-	\$0	\$1,500,000	\$140,508	\$4,630,668	\$4,490,160	97%
Internal Service Charges	\$991,061	\$1,066,114	\$1,040,245	\$1,581,057	\$2,028,089	\$447,032	22%
Transfers Out	-	-	\$512,086	\$891,372	\$957,742	\$66,370	7%
Contingency	-	-	-	\$7,019,698	\$5,076,678	-\$1,943,020	-38%
Unappropriated	-	-	-	-	\$0	\$0	-
EXPENSES TOTAL	\$6,571,610	\$6,289,012	\$9,229,594	\$22,105,595	\$25,254,589	\$3,148,994	12%
Revenues less Expenses	\$3,343,941	\$6,165,872	\$10,999,574	-\$1	\$0	-	-

Workforce Summary

FUND	FY2024	FY2025
FTE		
MENTAL HEALTH FUND	70.33	82.45
FTE	70.33	82.45



Lincoln Community Health Center

BUDGET ORG

Fund: 216 Lincoln Community Health Center Fund
Depts: Various
Category: Health & Human Services

KEY STAFF

Jayne Romero, Health and Human Services Director
Ann Allard-Robinett, Federally Qualified Health Center Director

OVERVIEW

Lincoln Community Health Center (LCHC) is a community-based patient-directed organization providing a full array of quality health care services to Lincoln County community members of all ages. Services provided encompass primary care (preventive, acute and chronic disease management services), family planning, behavioral health services, and immunizations. Patients of the health center also have access to dental vouchers for urgent and preventative services and affordable pharmacy services. Referrals to specialty services, including behavioral health and social services, occur as needed. Services are available to all age groups and address needs and barriers identified in the Community Health Assessment and Improvement Plan, and the Health Resources and Services Administration (HRSA) triennial grant submission. LCHC also operates four School-Based Health Centers for school-aged children. The Oregon Health Authority recognizes Newport and Lincoln City clinics as a Tier 4 Patient-Centered Primary Care Home Sites for our commitment to quality, coordinated care.

The Lincoln Community Health Center includes the following departments:

- 701-Lincoln Community Health Center
- 702-School-Based Health Centers
- 703-Office Based Addiction Treatment (OBAT)
- 706-Veteran's Administration Medical Services

MAJOR ACTIVITIES

Lincoln Community Health Center is a quality, affordable source of primary care for patients of all ages, providing the following services:

- Top quality medical care, health maintenance, education, risk assessment, and counseling
- Reproductive health and family planning
- Diagnosis, management and care for chronic illnesses and treatment of minor injuries
- Physical exams
- Immunizations
- Access to mental health screening and practitioners
- Nutrition education
- Vision, hearing and dental screenings
- Dental Vouchers available
- Health education and wellness promotion
- Referrals to laboratory and other specialty providers as needed
- Help applying for Health Insurance and Prescription Drug Assistance
- Veteran's Administration clinic

REPRODUCTIVE HEALTH

- We provide family planning services including:
- Necessary exams and other related women's services
- Birth control options and instructions
- Plan B (emergency contraception)

SCHOOL BASED HEALTH CENTERS

- We provide a variety of health and counseling services by nurses, nurse practitioners and counselors in Lincoln County schools.

FUNDING SOURCES

- FQHC
- Medicaid / Wraparound
- Medicare
- Insurance / Private Pay
- Samaritan Health Incentive Payments
- Department of Veteran's Affairs
- Behavioral Health Resource Network (BHRN)

REVENUE & EXPENDITURE SUMMARY

Lincoln Community Health Fund Summary

	ACTUALS			FY24 ADOPTED BUDGET	FY 25 ADOPTED BUDGET	\$ Variance	% Change
	FY2021	FY2022	FY2023	FY2024	FY2025		
Revenues							
Beginning Balance	\$2,452,736	\$1,783,660	\$1,764,578	\$1,193,300	\$2,089,471	\$896,171	43%
Charges For Services	\$1,266,060	\$1,874,078	\$2,003,959	\$2,163,976	\$2,293,500	\$129,524	6%
Intergovernmental	-	-	-	-	\$0	\$0	-
Intergovernmental - Federal	\$2,221,460	\$2,941,388	\$2,855,178	\$2,743,367	\$2,743,367	\$0	0%
Intergovernmental - Local	\$344,916	\$144,587	\$637,182	\$236,611	\$145,111	-\$91,500	-63%
Intergovernmental - Other	\$6,645	\$2,107	\$6,621	\$7,000	\$5,500	-\$1,500	-27%
Intergovernmental - State	\$240,000	\$240,000	\$240,400	\$240,000	\$120,000	-\$120,000	-100%
Miscellaneous	\$22,355	\$15,448	\$66,654	\$42,900	\$75,900	\$33,000	43%
Interfund Transfers In	-	-	\$20,326	\$615,962	\$616,752	\$790	0%
REVENUES TOTAL	\$6,554,171	\$7,001,268	\$7,594,897	\$7,243,116	\$8,089,601	\$846,485	10%
Expenses							
Elected Officials	-	-	-	-	\$0	\$0	-
Non-Represented	\$883,606	\$772,718	\$1,004,278	\$917,704	\$1,014,141	\$96,437	10%
Represented	\$1,321,862	\$1,760,758	\$1,369,192	\$1,854,524	\$1,968,568	\$114,044	6%
Part Time	-	-	\$6,400	-	\$0	\$0	-
Holiday & Special Rate Pay	\$1,680	\$3,336	\$10,996	\$10,536	\$3,840	-\$6,696	-174%
Overtime	\$10,422	\$3,090	\$1,214	-	\$0	\$0	-
Retirement	\$248,650	\$285,184	\$268,396	\$310,100	\$334,353	\$24,253	7%
Insurance	\$520,637	\$633,894	\$584,621	\$1,138,103	\$1,271,794	\$133,691	11%
Other Personnel Expenses	\$216,482	\$253,164	\$210,390	\$276,658	\$281,044	\$4,386	2%
Client Services	\$62,114	\$53,537	\$55,688	\$60,100	\$43,000	-\$17,100	-40%
Furniture & Equipment <\$10K	\$89,682	\$80,437	\$47,658	\$54,300	\$55,800	\$1,500	3%
Office Expense	\$179,233	\$194,510	\$146,603	\$147,400	\$124,800	-\$22,600	-18%
Other Contract Services	\$372,042	\$259,733	\$423,874	\$379,100	\$955,000	\$575,900	60%
Program Expenses	\$95,476	\$96,566	\$98,911	\$113,000	\$97,200	-\$15,800	-16%
Rent & Facilities Expense	\$139,655	\$141,664	\$125,979	\$153,000	\$60,000	-\$93,000	-155%
Training & Professional Development	\$51,340	\$49,073	\$35,735	\$38,100	\$40,000	\$1,900	5%
Travel	\$2,008	\$7,530	\$5,507	\$14,000	\$5,300	-\$8,700	-164%
Capital Expenditures	-	\$0	-	\$556,045	\$556,045	\$0	0%
Internal Service Charges	\$575,622	\$641,495	\$651,405	\$823,557	\$989,813	\$166,256	17%
Transfers Out	-	-	-	-	\$0	\$0	-
Contingency	-	-	-	\$396,889	\$288,903	-\$107,986	-37%
Unappropriated	-	-	-	-	\$0	\$0	-
EXPENSES TOTAL	\$4,770,511	\$5,236,690	\$5,046,846	\$7,243,116	\$8,089,601	\$846,485	10%
Revenues less Expenses	\$1,783,660	\$1,764,578	\$2,548,051	\$0	\$0	-	-

Workforce Summary

FUND	FY2024	FY2025
FTE		
LINCOLN COMMUNITY HEALTH	37.65	40.8
FTE	37.65	40.8



Developmental Disability Fund

REVENUE & EXPENDITURE SUMMARY

Developmental Disability Fund Summary

	ACTUALS			FY24 ADOPTED BUDGET	FY 25 ADOPTED BUDGET	\$ Variance	% Change
	FY2021	FY2022	FY2023	FY2024	FY2025		
Revenues							
Beginning Balance	-	-	-	\$1,704,204	\$1,124,281	-\$579,923	-52%
Intergovernmental - Federal	-	-	\$1,780,311	\$1,738,406	\$1,728,962	-\$9,444	-1%
Intergovernmental - Other	-	-	\$30,238	-	-	\$0	-
Intergovernmental - State	-	-	\$118,456	\$118,456	\$128,361	\$9,905	8%
Miscellaneous	-	-	\$17,104	-	\$187,112	\$187,112	100%
Interfund Transfers In	-	-	\$1,230,187	-	\$0	\$0	-
REVENUES TOTAL	-	-	\$3,176,296	\$3,561,066	\$3,168,716	-\$392,350	-12%
Expenses							
Elected Officials	-	-	-	-	\$0	\$0	-
Non-Represented	-	-	\$189,834	\$195,052	\$261,553	\$66,501	25%
Represented	-	-	\$560,976	\$709,778	\$681,877	-\$27,901	-4%
Part Time	-	-	\$12,040	-	\$0	\$0	-
Holiday & Special Rate Pay	-	-	-	-	\$0	\$0	-
Overtime	-	-	-	-	\$0	\$0	-
Retirement	-	-	\$83,750	\$100,611	\$105,397	\$4,786	5%
Insurance	-	-	\$192,409	\$370,177	\$391,939	\$21,762	6%
Other Personnel Expenses	-	-	\$68,484	\$89,967	\$88,776	-\$1,191	-1%
Client Services	-	-	\$8,769	\$5,750	\$19,400	\$13,650	70%
Furniture & Equipment <\$10K	-	-	\$4,417	\$4,000	\$25,000	\$21,000	84%
Office Expense	-	-	\$24,987	\$19,500	\$53,800	\$34,300	64%
Other Contract Services	-	-	\$58,204	\$13,000	\$140,000	\$127,000	91%
Program Expenses	-	-	\$633	\$500	\$27,512	\$27,012	98%
Rent & Facilities Expense	-	-	\$56,836	\$55,000	\$5,000	-\$50,000	-1,000%
Training & Professional Development	-	-	\$60	\$5,300	\$600	-\$4,700	-783%
Travel	-	-	\$399	\$7,000	\$2,000	-\$5,000	-250%
Capital Expenditures	-	-	\$468,218	-	-	\$0	-
Internal Service Charges	-	-	\$113,002	\$157,815	\$194,855	\$37,040	19%
Debt Service	-	-	\$8,008	-	\$0	\$0	-
Contingency	-	-	-	\$1,827,615	\$1,171,007	-\$656,608	-56%
EXPENSES TOTAL	-	-	\$1,851,026	\$3,561,065	\$3,168,716	-\$392,349	-12%
Revenues less Expenses	\$0	\$0	\$1,325,270	\$1	\$0	-	-

Workforce Summary

FUND	FY2024	FY2025
FTE		
DEVELOPMENTAL DISABILITIES FUND	13.05	13.05
FTE	13.05	13.05



Community Justice Fund

OVERVIEW

The Community Justice fund houses the Parole & Probation program and several smaller grant programs addressing specific community justice objectives.

MAJOR ACTIVITIES

- Drug/Specialty Courts
- HB 3194 Funding/Transitional Housing
- Community Corrections (P&P)
- Downward Departure Program

FUNDING SOURCES

- Revenue
 - State Community Corrections Funding
 - Other State Grants
 - Funds Federal funds
 - Fees for Services
- Transfers from the General Fund
- Beginning Balances and Reserves

BUDGET SUMMARY

Community Justice Summary

	ACTUALS			FY24 ADOPTED BUDGET	FY 25 ADOPTED BUDGET		% Change
	FY2021	FY2022	FY2023	FY2024	FY2025	\$ Variance	
Revenues							
Beginning Balance	-	-\$46,212	\$2,873,979	\$2,833,695	\$2,564,013	-\$269,682	-11%
Charges For Services	-	\$94,661	\$80,458	\$62,600	\$60,000	-\$2,600	-4%
Intergovernmental - Federal	\$50,000	\$782,595	\$679,094	\$764,515	\$779,252	\$14,737	2%
Intergovernmental - State	-	\$2,195,807	\$2,268,101	\$2,174,573	\$2,107,282	-\$67,291	-3%
Miscellaneous	-	\$13,857	\$0	-	\$0	\$0	-
Permits & Fees	-	\$14,557	\$1,375	\$300	\$2,449	\$2,149	88%
Interfund Transfers In	\$16,667	\$2,219,058	\$197,392	\$200,421	\$208,480	\$8,059	4%
REVENUES TOTAL	\$66,667	\$5,274,322	\$6,100,399	\$6,036,104	\$5,721,476	-\$314,628	-5%
Expenses							
Elected Officials	-	-	-	-	\$0	\$0	-
Non-Represented	\$16,139	\$414,267	\$452,813	\$681,912	\$376,489	-\$305,423	-81%
Represented	\$34,158	\$806,528	\$561,069	\$922,868	\$1,133,043	\$210,175	19%
Holiday & Special Rate Pay	\$54	\$2,333	-\$3,380	\$1,008	\$612	-\$396	-65%
Overtime	-	\$505	\$2,482	\$4,000	\$0	-\$4,000	-
Retirement	\$5,620	\$145,336	\$120,227	\$189,162	\$179,147	-\$10,015	-6%
Insurance	\$16,983	\$283,237	\$224,521	\$508,556	\$489,154	-\$19,402	-4%
Other Personnel Expenses	\$6,311	\$152,533	\$112,617	\$201,492	\$173,232	-\$28,260	-16%
PS Budget Adjustments	-	-	-	-	\$0	\$0	-
Client Services	-	\$83,566	\$82,363	\$51,300	\$50,655	-\$645	-1%
Furniture & Equipment <\$10K	\$62	-	\$221	-	\$13,000	\$13,000	100%
Office Expense	\$9	\$58,170	\$59,999	\$80,150	\$100,000	\$19,850	20%
Other Contract Services	\$150	\$95,955	\$177,793	\$209,670	\$265,499	\$55,829	21%
Program Expenses	\$19,121	\$39,102	\$60,809	\$660,175	\$90,943	-\$569,232	-626%
Rent & Facilities Expense	-	\$71,300	\$61,531	\$110,000	\$180,000	\$70,000	39%
Training & Professional Development	\$458	\$9,916	\$21,487	\$8,000	\$11,500	\$3,500	30%
Travel	\$20	\$20,047	\$45,567	\$42,500	\$31,000	-\$11,500	-37%
Internal Service Charges	\$10,317	\$221,026	\$223,056	\$301,770	\$212,337	-\$89,433	-42%
Contingency	-	-	-	\$2,063,541	\$2,414,865	\$351,324	15%
EXPENSES TOTAL	\$109,402	\$2,403,820	\$2,203,175	\$6,036,104	\$5,721,476	-\$314,628	-5%
Revenues less Expenses	-\$42,735	\$2,870,502	\$3,897,224	\$0	\$0	-	-

Workforce Summary

FUND	FY2024	FY2025
FTE		
COMMUNITY JUSTICE	21.5	19.9
FTE	21.5	19.9



Public Works Fund

OVERVIEW

The Public Works Fund encompasses the Engineering, Fleet Services, and General Road divisions and provides administrative oversight for the Parks and Facilities Maintenance General Fund programs.

MAJOR ACTIVITIES

- [Engineering](#)
- [Fleet](#)
- [Roads Services](#)

FUNDING SOURCES

- Revenue
 - State Motor Vehicle Fees
 - Federal Forestry Sales Revenue
 - Other Funds received from the Federal & State Government
- Fees for Services
- Cost reimbursements from other Funds
- Transfers from other Funds
- Beginning Balances and Reserves


BUDGET SUMMARY

Public Works Fund Summary

	ACTUALS			FY24 ADOPTED BUDGET	FY 25 ADOPTED BUDGET	\$ Variance	% Change
	FY2021	FY2022	FY2023	FY2024	FY2025		
Revenues							
Beginning Balance	\$10,076,964	\$8,812,121	\$10,111,438	\$9,313,307	\$9,834,860	\$521,553	5%
Charges For Services	\$991,282	\$1,083,799	\$1,269,662	\$1,050,000	\$1,155,000	\$105,000	9%
Intergovernmental - Federal	\$75,170	\$2,260,226	\$1,653,342	\$2,682,153	\$890,055	-\$1,792,098	-201%
Intergovernmental - Other	-	\$10,082	-	-	\$0	\$0	-
Intergovernmental - State	\$5,055,459	\$4,629,262	\$4,657,153	\$4,715,197	\$4,921,550	\$206,353	4%
Miscellaneous	\$190,121	\$132,584	\$480,825	\$195,729	\$663,000	\$467,271	70%
REVENUES TOTAL	\$17,070,996	\$16,928,073	\$18,172,420	\$17,956,386	\$17,464,465	-\$491,921	-3%
Expenses							
Elected Officials	-	-	-	-	\$0	\$0	-
Non-Represented	\$720,392	\$773,405	\$774,331	\$784,414	\$804,653	\$20,239	3%
Represented	\$1,190,160	\$1,170,597	\$1,144,776	\$1,432,129	\$1,420,809	-\$11,320	-1%
Part Time	\$43,456	\$33,822	\$43,686	\$55,000	\$50,000	-\$5,000	-10%
Holiday & Special Rate Pay	\$158,707	\$193,694	\$214,165	\$289,800	\$286,440	-\$3,360	-1%
Overtime	\$17,729	\$24,471	\$27,679	\$32,750	\$33,000	\$250	1%
Retirement	\$234,585	\$244,200	\$242,612	\$248,999	\$249,939	\$940	0%
Insurance	\$577,221	\$643,473	\$611,239	\$725,475	\$780,891	\$55,416	7%
Other Personnel Expenses	\$340,162	\$298,977	\$271,555	\$307,264	\$290,096	-\$17,168	-6%
Client Services	\$4,074	\$5,298	\$4,089	\$4,500	\$6,000	\$1,500	25%
Furniture & Equipment <\$10K	\$15,917	\$11,126	\$15,874	\$22,898	\$25,200	\$2,302	9%
IT Software & Equipment	\$8,446	\$9,617	\$6,553	\$10,000	\$10,000	\$0	0%
Office Expense	\$62,141	\$69,202	\$64,854	\$70,346	\$76,800	\$6,454	8%
Other Contract Services	\$915,282	\$738,859	\$811,096	\$1,094,995	\$1,045,000	-\$49,995	-5%
Program Expenses	\$983,935	\$1,313,531	\$1,448,287	\$1,392,748	\$1,561,500	\$168,752	11%
Rent & Facilities Expense	\$6,990	\$16,745	\$11,293	\$15,700	\$18,000	\$2,300	13%
Training & Professional Development	\$2,570	\$3,415	\$5,763	\$8,550	\$12,200	\$3,650	30%
Travel	-	\$1,552	\$864	\$3,750	\$3,500	-\$250	-7%
Capital Expenditures	\$2,440,234	\$675,197	\$1,214,977	\$2,842,852	\$2,025,055	-\$817,797	-40%
Internal Service Charges	\$512,195	\$563,735	\$680,223	\$615,008	\$745,510	\$130,502	18%
Transfers Out	\$21,630	\$22,638	\$23,770	\$24,959	\$26,207	\$1,248	5%
Debt Service	\$3,052	\$3,082	\$3,103	\$3,249	\$3,300	\$51	2%
Contingency	-	-	-	\$471,000	\$490,365	\$19,365	4%
Unappropriated	-	-	-	\$7,500,000	\$7,500,000	\$0	0%
EXPENSES TOTAL	\$8,258,876	\$6,816,635	\$7,620,790	\$17,956,386	\$17,464,465	-\$491,921	-3%
Revenues less Expenses	\$8,812,121	\$10,111,438	\$10,551,630	\$0	\$0	-	-

Workforce Summary

FUND	FY2024	FY2025
FTE		
PUBLIC WORKS FUND	30.8	30.8
FTE	30.8	30.8



Capital Projects Fund

BUDGET ORG

Fund: 219 Capital Projects Fund
Dept: Multiple
Category: Capital Projects

KEY STAFF

Tim Johnson, County Administrator

OVERVIEW

The Capital Projects fund contains several self contained departments for the purpose of acquiring or constructing capital assets over multiple fiscal years. These can be facilities, major software installations, or equipment. Each department is it's own self balancing project with beginning balances (if appropriate), revenues, expenditures, and contingencies. Road and Bridge projects are not contained in this fund; they are managed within the [Public Works Fund](#).

MAJOR ACTIVITIES

- County Commons Construction
- Transit Center
- Animal Shelter
- IT Infrastructure Investment

FUNDING SOURCES

- Debt Issuance Proceeds
- Special Purpose or Special District Funds
- Internal Service Charges

REVENUE & EXPENDITURE SUMMARY

Capital Projects Fund Summary

	ACTUALS			FY24 ADOPTED BUDGET	FY 25 ADOPTED BUDGET	\$ Variance	% Change
	FY2021	FY2022	FY2023	FY2024	FY2025		
Revenues							
Beginning Balance	\$6,112,101	\$11,163,490	\$10,664,640	\$10,152,777	\$15,120,075	\$4,967,298	33%
Intergovernmental - State	-	\$500,000	-	-	\$0	\$0	-
Miscellaneous	\$6,377	\$56,572	\$24,163	-	\$0	\$0	-
Other Financing Sources	\$5,000,000	-	-	-	\$0	\$0	-
Internal Cost Reimbursement	\$88,042	\$72,252	\$125,083	\$120,000	\$120,000	\$0	0%
Interfund Transfers In	\$0	-	\$438,942	\$8,202,604	\$1,971,666	-\$6,230,938	-316%
REVENUES TOTAL	\$11,206,520	\$11,792,314	\$11,252,827	\$18,475,381	\$17,211,741	-\$1,263,640	-7%
Expenses							
Furniture & Equipment <\$10K	-	-	-	-	\$0	\$0	-
IT Software & Equipment	-	-	-	-	\$0	\$0	-
Other Contract Services	\$40,630	\$284,694	\$201,933	\$1,500,000	\$2,910,000	\$1,410,000	48%
Program Expenses	-	-	-	-	\$100,000	\$100,000	100%
Capital Expenditures	\$2,400	\$842,981	\$1,885,095	\$12,757,357	\$11,095,750	-\$1,661,607	-15%
Contingency	-	-	-	\$4,218,024	\$3,105,991	-\$1,112,033	-36%
EXPENSES TOTAL	\$43,030	\$1,127,675	\$2,087,028	\$18,475,381	\$17,211,741	-\$1,263,640	-7%
Revenues less Expenses	\$11,163,490	\$10,664,640	\$9,165,799	\$0	\$0	-	-

PROJECT SUMMARY

Capital Projects by Department

	ACTUALS			FY24 ADOPTED BUDGET	FY 25 ADOPTED BUDGET	\$ Variance	% Change
	FY2021	FY2022	FY2023	FY2024	FY2025		
Departments							
HHS Facility Project	-	\$407,592	\$1,718,205	\$1,231,437	-	-\$1,231,437	-
Echo Mountain Road Remediation	-	-	-	\$500,000	-	-\$500,000	-
Transit Center Project	-	-	-	\$4,985,000	\$3,750,000	-\$1,235,000	-33%
Animal Shelter Building Project	\$3,727	\$100,694	\$175,656	\$4,152,836	\$4,861,651	\$708,815	15%
Commons Capital Improvement Project	-	-	-	\$6,967,604	\$7,939,270	\$971,666	12%
Parking Lot Improvement Project	-	-	\$0	-	-	\$0	-
Courthouse Roof Replacement	-	\$107,663	-	-	-	\$0	-
A & T Software Project	\$2,400	\$201,838	\$110,400	-	-	\$0	-
IT Infrastructure Projects	-	\$309,887	\$82,767	\$638,504	\$660,820	\$22,316	3%
Unallocated Debt Proceeds	\$36,903	-	-	-	-	\$0	-
DEPARTMENTS TOTAL	\$43,030	\$1,127,675	\$2,087,028	\$18,475,381	\$17,211,741	-\$1,263,640	-7%

RECENT ACCOMPLISHMENTS

- Completion of Assessment & Taxation software implementation in FY23

Active Projects


- [Transit Center](#)
- [Animal Shelter](#)
- [Commons Capital Improvements](#)
- [IT Infrastructure](#)

INACTIVE DEPARTMENT

Department 990 - Unallocated Debt Proceeds is only used when the County issues debt in connection with a capital project. As of FY24, this department is not in use.

SIGNIFICANT CHANGES

- New Projects for FY24
 - Commons Capital Improvements
- Completed or Cancelled Projects (see [Closed Departments](#))
 - Courthouse Roof Replacement
 - Parking Lot Improvement
 - A&T Software Project
 - Storage Facility Project
 - Echo Mountain Road Remediation Project



Transit Center

BUDGET ORG

Fund: 219 Capital Projects Fund
 Dept: 200 Transit Center
 Category: Capital Projects

KEY STAFF

Tim Johnson, County Administrator
 Cynda Bruce, Transit Director

REVENUE & EXPENDITURE SUMMARY

Transit Center Project Revenues & Expenses

	ACTUALS			FY24 ADOPTED BUDGET	FY 25 ADOPTED BUDGET		
	FY2021	FY2022	FY2023	FY2024	FY2025	\$ Variance	% Change
Revenues							
Beginning Balance	\$3,000,000	\$3,750,000	\$3,750,000	\$3,750,000	\$3,750,000	\$0	0%
Other Financing Sources	\$750,000	-	-	-	\$0	\$0	-
Interfund Transfers In	\$0	-	\$0	\$1,235,000	\$0	-\$1,235,000	-
REVENUES TOTAL	\$3,750,000	\$3,750,000	\$3,750,000	\$4,985,000	\$3,750,000	-\$1,235,000	-33%
Expenses							
Other Contract Services	-	-	-	\$900,000	\$900,000	\$0	0%
Program Expenses	-	-	-	-	\$0	\$0	-
Capital Expenditures	-	-	-	\$2,585,000	\$1,350,000	-\$1,235,000	-91%
Contingency	-	-	-	\$1,500,000	\$1,500,000	\$0	0%
EXPENSES TOTAL	-	-	-	\$4,985,000	\$3,750,000	-\$1,235,000	-33%
Revenues less Expenses	\$3,750,000	\$3,750,000	\$3,750,000	\$0	\$0	-	-



ANIMAL SHELTER

BUDGET ORG

Fund: 219 Capital Projects Fund
 Dept: 300 Animal Shelter
 Category: Capital Projects

KEY STAFF

Tim Johnson, County Administrator
 Curtis Landers, County Sheriff

REVENUE & EXPENDITURE SUMMARY

Animal Shelter Building Project Rev & Exp

	ACTUALS			FY24 ADOPTED BUDGET	FY 25 ADOPTED BUDGET	\$ Variance	% Change
	FY2021	FY2022	FY2023	FY2024	FY2025		
Revenues							
Beginning Balance	\$257,068	\$2,753,341	\$2,705,835	\$4,152,836	\$3,861,651	-\$291,185	-8%
Miscellaneous	-	\$53,188	\$7,058	-	\$0	\$0	-
Other Financing Sources	\$2,500,000	-	-	-	\$0	\$0	-
Interfund Transfers In	-	-	-	-	\$1,000,000	\$1,000,000	100%
REVENUES TOTAL	\$2,757,068	\$2,806,529	\$2,712,893	\$4,152,836	\$4,861,651	\$708,815	15%
Expenses							
Other Contract Services	\$3,727	\$100,694	-	\$250,000	\$1,760,000	\$1,510,000	86%
Program Expenses	-	-	-	-	\$100,000	\$100,000	100%
Capital Expenditures	-	-	\$175,656	\$3,116,836	\$3,000,000	-\$116,836	-4%
Contingency	-	-	-	\$786,000	\$1,651	-\$784,349	-47,508%
EXPENSES TOTAL	\$3,727	\$100,694	\$175,656	\$4,152,836	\$4,861,651	\$708,815	15%
Revenues less Expenses	\$2,753,341	\$2,705,835	\$2,537,237	\$0	\$0	-	-

Recent Accomplishments





Commons Capital Improvements

BUDGET ORG

Fund: 219 Capital Projects Fund
 Dept: 390 Commons Capital Improvements
 Category: Capital Projects

KEY STAFF

Tim Johnson, County Administrator

REVENUE & EXPENDITURE SUMMARY

Commons Capital Improvement Project [390]

	ACTUALS			FY24 ADOPTED BUDGET	FY 25 ADOPTED BUDGET	\$ Variance	% Change
	FY2021	FY2022	FY2023	FY2024	FY2025		
Revenues							
Beginning Balance	-	-	-	-	\$6,967,604	\$6,967,604	100%
Interfund Transfers In	-	-	-	\$6,967,604	\$971,666	-\$5,995,938	-617%
REVENUES TOTAL	-	-	-	\$6,967,604	\$7,939,270	\$971,666	12%
Expenses							
Other Contract Services	-	-	-	\$250,000	\$250,000	\$0	0%
Capital Expenditures	-	-	-	\$5,324,084	\$6,295,750	\$971,666	15%
Contingency	-	-	-	\$1,393,520	\$1,393,520	\$0	0%
EXPENSES TOTAL	-	-	-	\$6,967,604	\$7,939,270	\$971,666	12%
Revenues less Expenses	\$0	\$0	\$0	\$0	\$0	-	-



IT Infrastructure Investment

BUDGET ORG

Fund: 219 Capital Projects Fund
 Dept: 550 IT Infrastructure Projects
 Category: Capital Projects

KEY STAFF

Tim Johnson, County Administrator
 Todd Richmond, IT Director

REVENUE & EXPENDITURE SUMMARY

IT Infrastructure Projects Revenues & Expenses

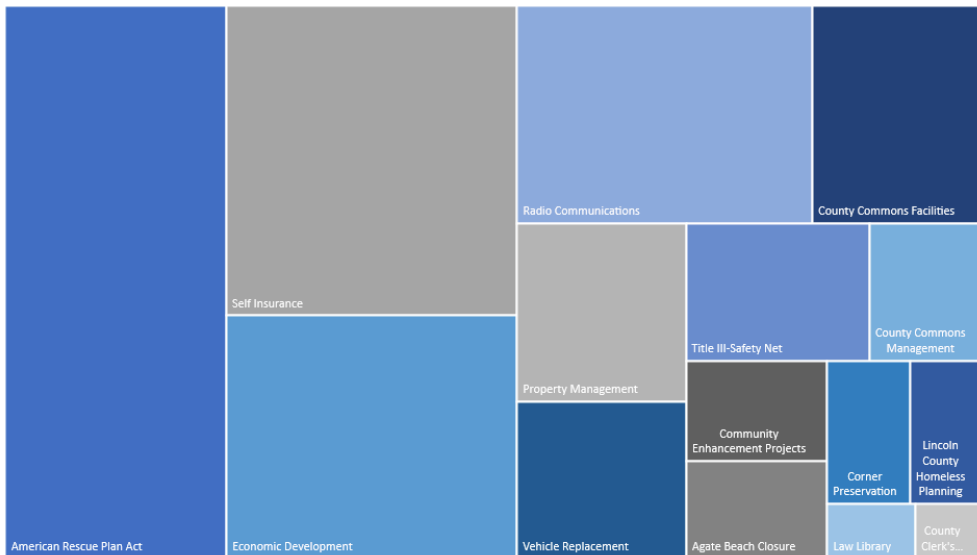
	ACTUALS			FY24 ADOPTED BUDGET	FY 25 ADOPTED BUDGET		
	FY2021	FY2022	FY2023	FY2024	FY2025	\$ Variance	% Change
Revenues							
Beginning Balance	-	\$751,139	\$513,504	\$518,504	\$540,820	\$22,316	4%
Other Financing Sources	\$663,098	-	-	-	\$0	\$0	-
Internal Cost Reimbursement	\$88,042	\$72,252	\$125,083	\$120,000	\$120,000	\$0	0%
REVENUES TOTAL	\$751,139	\$823,391	\$638,587	\$638,504	\$660,820	\$22,316	3%
Expenses							
IT Software & Equipment	-	-	-	-	\$0	\$0	-
Other Contract Services	-	-	\$82,767	-	\$0	\$0	-
Capital Expenditures	-	\$309,887	-	\$100,000	\$450,000	\$350,000	78%
Contingency	-	-	-	\$538,504	\$210,820	-\$327,684	-155%
EXPENSES TOTAL	-	\$309,887	\$82,767	\$638,504	\$660,820	\$22,316	3%
Revenues less Expenses	\$751,139	\$513,504	\$555,820	\$0	\$0	-	-



Special Purpose Funds

OVERVIEW

Special purpose funds are non-operating funds that are established to hold and expend funds received for very specified purposes. These funds have statutory, ordinance, contractual, or grant agreement restrictions on the use of the funds. These funds cannot be used to fund County operations, although the County may be reimbursed for allowable expenses such as staff time and indirect costs if allowable.



Special Purpose Funds Summary

	2020-21 Actual	2021 - 22 Actual	2022 - 23 Actual	2023 - 24 Budget	2024 - 25 Budget
American Rescue Plan Act	\$0	\$310,990	\$2,457,400	\$7,418,735	\$5,586,038
Self Insurance Fund	\$1,120,930	\$931,491	\$1,186,505	\$4,581,248	\$4,100,767
County Commons Facilities Fund	\$125,000	\$316,500	\$533,345	\$7,503,780	\$1,732,756
Economic Development	\$1,506,010	\$253,700	\$649,323	\$3,281,950	\$3,224,728
Community Enhancement Projects	\$0	\$0	\$1,131,746	\$3,222,958	\$646,924
Radio Communications Systems Fund	\$123,823	\$142,132	\$175,935	\$394,209	\$2,922,353
Vehicle Replacement	\$320,729	\$204,462	\$253,516	\$1,115,981	\$1,214,402
Property Management	\$128,292	\$83,086	\$235,058	\$1,196,708	\$1,377,162
Title III Safety-Net	\$64,839	\$92,236	\$109,828	\$1,265,205	\$1,152,326
County Commons Fund	\$133,637	\$184,455	\$224,782	\$684,570	\$738,761
Agate Beach Closure Fund	\$26,228	\$18,247	\$40,327	\$678,534	\$630,179
Homeless Strategic Plan-HB 4123	\$0	\$0	\$278,659	\$600,000	\$500,000
Corner Preservation Fund	\$84,219	\$61,543	\$72,247	\$393,067	\$541,288
County Clerk'S Records Fund	\$41,314	\$77,884	\$79,400	\$242,463	\$158,454
Law Library Fund	\$21,064	\$32,678	\$48,433	\$201,799	\$222,250
DUI Fund	\$0	\$0	\$1,860	\$22,391	\$21,000
TOTAL	\$3,696,086	\$2,709,402	\$7,478,363	\$32,803,598	\$24,769,388

LINKS TO FUNDS

- [Economic Development](#)
- [Community Enhancement Projects](#)
- [Property Management](#)
- [Law Library](#)
- [Title III/Safety Net](#)
- [Corner Preservation](#)
- [Radio Communications](#)
- [Agate Beach Disposal](#)
- [Vehicle Replacement](#)
- [County Commons Operations](#)
- [Homeless Strategic Plan](#)
- [County Clerk Records](#)
- [Self-Insurance](#)
- [ARPA](#)
- [DUII](#)
- [County Commons Facilities](#)



Economic Development Fund

BUDGET ORG

Fund: 102 Economic Development
Dept: 102 Economic Development
Category: Community Services

KEY STAFF

Tim Johnson, County Administrator

OVERVIEW

The funds involved in this activity support local non-profit museums and the Small Business Development Center, Economic Development Alliance, Toledo, Waldport, and Yachats Chambers along with Fishermen's Wives. It also supports the county's annual Business and Community Development grant program as approved by the Board of Commissioners.

MAJOR ACTIVITIES

Completion of individual performance-based contracts with recipient organizations of funds.

FUNDING SOURCES

Transient Room Tax supports the museums and State Gaming funds support the other programs.

REVENUE & EXPENDITURE SUMMARY

Economic Development Expenses & Revenues

	ACTUALS			FY24 ADOPTED BUDGET	FY 25 ADOPTED BUDGET	\$ Variance	% Change
	FY2021	FY2022	FY2023	FY2024	FY2025		
Revenues							
Beginning Balance	\$1,024,448	\$1,474,558	\$1,981,950	\$1,885,950	\$1,932,728	\$46,778	2%
Intergovernmental	\$1,188,290	-\$80	-	-	\$0	\$0	-
Intergovernmental - Federal	\$28,900	-	-	-	\$0	\$0	-
Intergovernmental - Other	\$60,000	-\$60,000	-	-	\$0	\$0	-
Intergovernmental - State	\$451,322	\$376,232	\$366,037	\$381,000	\$380,000	-\$1,000	0%
Miscellaneous	\$10,661	\$12,090	\$71,258	-	\$70,000	\$70,000	100%
Other Taxes & Land Sales	\$216,947	\$432,851	\$333,002	\$1,015,000	\$842,000	-\$173,000	-21%
REVENUES TOTAL	\$2,980,568	\$2,235,650	\$2,752,247	\$3,281,950	\$3,224,728	-\$57,222	-2%
Expenses							
Furniture & Equipment <\$10K	\$9,886	-	\$34	-	\$0	\$0	-
Other Contract Services	\$18,100	-	\$338,356	\$2,250	\$0	-\$2,250	-
Program Expenses	\$1,478,024	\$253,700	\$305,877	\$1,456,322	\$1,323,323	-\$132,999	-10%
Internal Service Charges	-	-	\$5,057	\$5,500	\$11,200	\$5,700	51%
Contingency	-	-	-	\$1,817,878	\$1,890,205	\$72,327	4%
EXPENSES TOTAL	\$1,506,010	\$253,700	\$649,323	\$3,281,950	\$3,224,728	-\$57,222	-2%
Revenues less Expenses	\$1,474,558	\$1,981,950	\$2,102,924	\$0	\$0	-	-

DEPARTMENT METRICS

The metrics submitted by the individual recipients of these funds provide demographic information on the number of attendees to the facilities, along with location of the visitor by city and state providing valuable data for advertising.

Identification and presentation of programs or special events that increase the number of visitors to a facility and to the county increasing the visitor experience and elongation of time.

Cross promotion by recipients with other recipients to enhance the visitor experience.

SIGNIFICANT CHANGES

Performance based contracts with recipient organizations



Vehicle Replacement Fund

BUDGET ORG

Fund: 103 Vehicle Replacement Fund
Dept: 103 Vehicle Replacement
Category: General Government

KEY STAFF

Mikel Diwan, Public Works Director
Wayne Tanons, Fleet Manager

OVERVIEW

The Vehicle Replacement Fund was established so each General Fund department pays into the fund to build revenue for future vehicle replacement. The contribution made by each General Fund department is based on a calculation that takes into account the scheduled lifespan of the vehicle, together with the estimated replacement cost and surplus value of the vehicle at the end of its lifespan. The program is delivered by Lincoln County Fleet Services.

MAJOR ACTIVITIES

- Providing a means to accumulate funding for future vehicle replacement for each General Fund department.
- The vehicle replacement plan is monitored and implemented by Fleet Services in the Public Works Department.

FUNDING SOURCES

- Funding is sourced by direct charges to other funds.

REVENUE & EXPENDITURE SUMMARY

Vehicle Replacement Expenses & Revenues

	ACTUALS			FY24 ADOPTED BUDGET	FY 25 ADOPTED BUDGET		
	FY2021	FY2022	FY2023	FY2024	FY2025	\$ Variance	% Change
Revenues							
Beginning Balance	\$468,128	\$526,564	\$719,203	\$750,069	\$834,402	\$84,333	10%
Charges For Services	\$305,865	\$310,144	\$313,426	\$325,912	\$339,000	\$13,088	4%
Miscellaneous	\$73,300	\$86,957	\$8,281	\$40,000	\$41,000	\$1,000	2%
REVENUES TOTAL	\$847,293	\$923,665	\$1,040,911	\$1,115,981	\$1,214,402	\$98,421	8%
Expenses							
Furniture & Equipment <\$10K	-	\$4,049	-	-	\$0	\$0	-
Other Contract Services	\$4,000	\$4,000	\$5,312	\$5,081	\$10,100	\$5,019	50%
Capital Expenditures	\$316,729	\$196,413	\$247,703	\$310,000	\$452,500	\$142,500	31%
Internal Service Charges	-	-	\$501	\$500	\$600	\$100	17%
Transfers Out	-	-	-	-	\$35,000	\$35,000	100%
Contingency	-	-	-	\$800,400	\$716,202	-\$84,198	-12%
EXPENSES TOTAL	\$320,729	\$204,462	\$253,516	\$1,115,981	\$1,214,402	\$98,421	8%
Revenues less Expenses	\$526,564	\$719,203	\$787,395	\$0	\$0	-	-

RECENT ACCOMPLISHMENTS

- The program was able to replace 8 General Fund vehicles in FY24, including 4 vehicles ordered in FY23 that encountered delivery delays.

GOALS & OBJECTIVES

- The program has 7 vehicles scheduled for replacement in FY25.
- Perform an audit of the Vehicle Replacement Fund.

DEPARTMENT METRICS

- The program currently manages an inventory of 97 vehicles.
- Historically, approximately \$300,000 has been spent annually for vehicle replacement. This amount is expected to increase in the future due to higher vehicle costs.

SIGNIFICANT CHANGES

Both Key Staff positions were replaced in FY24 due to retirements. Subsequently, program procedures and calculations for vehicle charges will be reviewed in FY25 to ensure the program is managed effectively and accounting for recent increases in vehicle costs.



Community Enhancement Projects Fund

BUDGET ORG

Fund: 105 Community Enhancement Projects
Dept: Multiple
Category: Community Services

KEY STAFF

Tim Johnson, County Administrator
Eli Adam, County Surveyor

OVERVIEW

The Community Enhancement fund is a fund that allows for the receipt and administration of grant and community sourced money for execution of community based projects. These projects are outside the normal operations of the County but represent unique opportunities to provide services to our residents, local governments, and public/private partners.

MAJOR ACTIVITIES

- Geodata Acquisition - Aerial Mapping
- Echo Mountain Housing
- DEQ Septic Repair & Replacement Program

FUNDING SOURCES

- Grant Funds - Federal, State, &/or Local

REVENUE & EXPENDITURE SUMMARY

Community Enhancement Projects Fund Summary

	ACTUALS			FY24 ADOPTED BUDGET	FY 25 ADOPTED BUDGET	\$ Variance	% Change
	FY2021	FY2022	FY2023	FY2024	FY2025		
Revenues							
Beginning Balance	-	-	-	\$60,000	\$458,524	\$398,524	87%
Intergovernmental - Federal	-	-	\$1,151	-	\$0	\$0	-
Intergovernmental - Other	-	-	-	-	\$0	\$0	-
Intergovernmental - State	-	-	\$1,998,034	\$3,162,958	\$158,400	-\$3,004,558	-1,897%
Miscellaneous	-	-	\$5,000	-	-	\$0	-
Permits & Fees	-	-	-	-	\$25,000	\$25,000	100%
Interfund Transfers In	-	-	-	-	\$5,000	\$5,000	100%
REVENUES TOTAL	-	-	\$2,004,184	\$3,222,958	\$646,924	-\$2,576,034	-398%
Expenses							
Furniture & Equipment <\$10K	-	-	\$7,639	-	-	\$0	-
Office Expense	-	-	\$1,429	\$13,782	\$0	-\$13,782	-
Other Contract Services	-	-	\$56,030	\$3,080,034	\$636,424	-\$2,443,610	-384%
Program Expenses	-	-	\$780,793	-	-	\$0	-
Transfers Out	-	-	\$285,855	\$129,142	\$0	-\$129,142	-
Contingency	-	-	-	-	\$10,500	\$10,500	100%
EXPENSES TOTAL	-	-	\$1,131,746	\$3,222,958	\$646,924	-\$2,576,034	-398%
Revenues less Expenses	\$0	\$0	\$872,438	\$0	\$0	-	-

RECENT ACCOMPLISHMENTS

- Established Aerial Imagery funding structure to ensure timely updates are available to the County and partners
- Obtained funding for Echo Mountain housing opportunities with community partners
- Obtained funding for Septic repair and replacement for County properties

GOALS & OBJECTIVES

-

SIGNIFICANT CHANGES

This fund was established during FY2023.



Aerial Mapping

BUDGET ORG

Fund: 105 Community Enhancement Projects
 Dept: 005 Aerial Mapping
 Category: Community Services

KEY STAFF

Eli Adam, County Surveyor

REVENUE & EXPENDITURE SUMMARY

Aerial Mapping [005]

	ACTUALS			FY24 ADOPTED BUDGET		FY 25 ADOPTED BUDGET		\$ Variance	% Change
	FY2021	FY2022	FY2023	FY2024	FY2025				
Revenues									
Beginning Balance	-	-	-	\$60,000	\$5,500	-\$54,500	-991%		
Intergovernmental - Other	-	-	-	-	\$0	\$0	-		
Miscellaneous	-	-	\$5,000	-	-	\$0	-		
Permits & Fees	-	-	-	-	\$25,000	\$25,000	100%		
Interfund Transfers In	-	-	-	-	\$5,000	\$5,000	100%		
REVENUES TOTAL	-	-	\$5,000	\$60,000	\$35,500	-\$24,500	-69%		
Expenses									
Other Contract Services	-	-	-	\$60,000	\$25,000	-\$35,000	-140%		
Contingency	-	-	-	-	\$10,500	\$10,500	100%		
EXPENSES TOTAL	-	-	-	\$60,000	\$35,500	-\$24,500	-69%		
Revenues less Expenses	\$0	\$0	\$5,000	\$0	\$0	-	-		



Echo Mountain Housing & DEQ Septic Grant

BUDGET ORG

Fund: 105 Community Enhancement Projects
 Dept: 007 Echo Mountain Housing & DEQ Septic Grant Programs
 Category: Community Services

KEY STAFF

Kaety Jacobson, County Commissioner
 Shanelle Burch, Grants Administrator

REVENUE & EXPENDITURE SUMMARY

Echo Mtn Housing & DEQ Septic Grant Program Rev & Exp

	ACTUALS			FY24 ADOPTED BUDGET		FY 25 ADOPTED BUDGET		\$ Variance	% Change
	FY2021	FY2022	FY2023	FY2024		FY2025			
Revenues									
Beginning Balance	-	-	-	-	-	\$453,024	\$453,024	100%	
Intergovernmental - Federal	-	-	\$1,151	-	-	\$0	\$0	-	
Intergovernmental - State	-	-	\$1,998,034	\$3,162,958	-	\$0	-\$3,162,958	-	
REVENUES TOTAL	-	-	\$1,999,184	\$3,162,958	-	\$453,024	-\$2,709,934	-598%	
Expenses									
Furniture & Equipment <\$10K	-	-	\$7,639	-	-	-	\$0	-	
Office Expense	-	-	\$1,429	\$13,782	-	\$0	-\$13,782	-	
Other Contract Services	-	-	\$56,030	\$3,020,034	-	\$453,024	-\$2,567,010	-567%	
Program Expenses	-	-	\$780,793	-	-	-	\$0	-	
Transfers Out	-	-	\$285,855	\$129,142	-	\$0	-\$129,142	-	
Contingency	-	-	-	-	-	\$0	\$0	-	
EXPENSES TOTAL	-	-	\$1,131,746	\$3,162,958	-	\$453,024	-\$2,709,934	-598%	
Revenues less Expenses	\$0	\$0	\$867,438	\$0	-	\$0	-	-	



General State Grants

BUDGET ORG

Fund: 105 Community Enhancement Projects
Dept: 210 General State Grants
Category: Community Services

KEY STAFF

Sheriff Curtis Landers (Elected Official)
Adam Shanks, Administrative Lieutenant

OVERVIEW

The IMPACTS Grant provides state grant funding for our Sheriff's Office Law Enforcement Assisted Diversion Program (LEAD). This funding source provides navigation services for high public safety utilizers defined as individuals with four or more arrests as well as social referrals for individuals who generate multiple police contacts in the community. LEAD allows law enforcement officers in the field to divert individuals who have allegedly committed low level criminal offenses, or those who generate multiple public safety calls for service from arrest. LEAD services connects a third party navigator with clients to conduct assessments and connect them with services to overcome the social barriers they are experiencing.

MAJOR ACTIVITIES

- Clients served have received housing, communication, transportation, communication, mental/behavioral health, medical care, addiction services and other supports identified as barriers through assessment
- Longer term housing through a lease agreement with a community partner is funded and available for clients with high needs

FUNDING SOURCES

- IMPACTS Grant Funding

REVENUE & EXPENDITURE SUMMARY

General State Grants Rev & Exp

	ACTUALS			FY24 ADOPTED BUDGET	FY 25 ADOPTED BUDGET		
	FY2021	FY2022	FY2023	FY2024	FY2025	\$ Variance	% Change
Revenues							
Beginning Balance	-	-	-	-	\$0	\$0	-
Intergovernmental - State	-	-	-	-	\$158,400	\$158,400	100%
REVENUES TOTAL	-	-	-	-	\$158,400	\$158,400	100%
Expenses							
Other Contract Services	-	-	-	-	\$158,400	\$158,400	100%
EXPENSES TOTAL	-	-	-	-	\$158,400	\$158,400	100%
Revenues less Expenses	\$0	\$0	\$0	\$0	\$0	-	-

RECENT ACCOMPLISHMENTS

- 93 clients have been diverted either away from incarceration or redirected from police contact
- Reduction of societal crime offense arrests through diversion program

GOALS & OBJECTIVES

- Defer clients away from incarceration for low-level offenses
- Increase law enforcement social referrals to navigators to reduce public safety calls for service
- Connect clients with needed services to overcome social barriers

DEPARTMENT METRICS

- Connect clients with existing supports to assist with increasing their ability to navigate barriers
- Reduce incarceration costs through diversion of low level offenders
- Reduce recidivism rates through navigation and referral services



Property Management Fund

BUDGET ORG

Fund: 111 Property Management Fund
Dept: 911 Property Management
Category: General Government

KEY STAFF

Eli Adam, County Surveyor
Ryan Helmke, Property Manager

OVERVIEW

The Property Management Department process sales and/or disposal of county-owned properties; and with regard to tax-foreclosed properties, complies with the County's fiduciary responsibility for the taxing districts in Lincoln County. The Property Management Department inventories county properties including site visits when appropriate.

MAJOR ACTIVITIES

- Review records of properties.
- Send notices of deadlines.
- Sell tax-foreclosed properties.
- Coordinate with County Counsel, the Tax Office, and the Sheriff's Office.

FUNDING SOURCES

- Sale of tax-foreclosed properties.

REVENUE & EXPENDITURE SUMMARY

Property Management Expenses & Revenues

	ACTUALS			FY24 ADOPTED BUDGET	FY 25 ADOPTED BUDGET	\$ Variance	% Change
	FY2021	FY2022	FY2023	FY2024	FY2025		
Revenues							
Beginning Balance	–	\$272,069	\$188,983	\$367,708	\$992,162	\$624,454	63%
Miscellaneous	–	–	\$80,000	–	\$80,000	\$80,000	100%
Other Taxes & Land Sales	\$400,361	\$0	\$500	\$829,000	\$305,000	-\$524,000	-172%
REVENUES TOTAL	\$400,361	\$272,069	\$269,483	\$1,196,708	\$1,377,162	\$180,454	13%
Expenses							
Non-Represented	–	–	–	–	\$0	\$0	–
Represented	–	–	–	–	\$0	\$0	–
Part Time	–	–	–	–	\$0	\$0	–
Office Expense	\$1,314	\$2,033	\$348	\$4,300	\$4,300	\$0	0%
Other Contract Services	\$118,506	\$78,208	\$228,951	\$500,000	\$501,400	\$1,400	0%
Program Expenses	\$1,879	\$1,085	\$911	\$1,500	\$1,500	\$0	0%
Rent & Facilities Expense	\$6,405	\$371	\$146	\$9,000	\$9,000	\$0	0%
Training & Professional Development	\$189	\$520	\$1,478	\$850	\$850	\$0	0%
Travel	–	\$869	\$608	\$2,600	\$2,600	\$0	0%
Capital Expenditures	–	–	–	\$100,000	\$100,000	\$0	0%
Internal Service Charges	–	–	\$2,616	–	\$3,400	\$3,400	100%
Contingency	–	–	–	\$578,458	\$754,112	\$175,654	23%
EXPENSES TOTAL	\$128,292	\$83,086	\$235,058	\$1,196,708	\$1,377,162	\$180,454	13%
Revenues less Expenses	\$272,069	\$188,983	\$34,426	\$0	\$0	–	–

RECENT ACCOMPLISHMENTS

- Updated property inventory.
- Sold tax-foreclosed properties.
- Cleaned up tax-foreclosed properties.
- Referred residents in need to senior deferral and other assistance programs.

GOALS & OBJECTIVES

- Continue keeping inventory current and relevant.
- Continue cleaning and selling tax-foreclosed properties.
- When appropriate, transfer properties to other agencies.
- Implement Oregon Revised Statutes 271 and 312.

DEPARTMENT METRICS

- Annual determination of tax-foreclosed property status.



County Commons Operations Fund

BUDGET ORG

Fund: 203 County Commons Operations
Dept: 803 County Commons Operations, 830
County Fair
Category: Community Services

KEY STAFF

Tim Johnson County Administrator

OVERVIEW

The Lincoln County Commons, formerly the Lincoln County Fairgrounds, is a multi-use, year-round location serving as the home of the Lincoln County Fair, other year-round events, and a strategic central location for responses to county needs in circumstances like the recent wildfires, and mass COVID responses (vaccinations). This fund serves to operate and maintain the County Commons Facilities and provides funding for the annual Lincoln County Fair event. The County concluded a comprehensive public Master Planning Project for redevelopment of the Commons (Commons Master Plan), adopted by the Fair Board and Board of Commissioners at the conclusion of a joint meeting of the Boards on March 27, 2019. The Commons Master Plan calls for major improvements and replacement of facilities and an operational and management plan for the facilities and events. The Fair Board and Board of Commissioners adopted a Memorandum of Agreement (MOA) on March 16, 2022, reflecting the expected broader use of the Commons Facilities on a year-round basis. Under that MOA the Fair Board’s primary function is plan, prepare and produce the County Fair Event. The Board of Commissioners through its administrative resources and contracting will manage the Commons otherwise.

MAJOR ACTIVITIES

- Administration of Commons Facilities Rentals
- Oversight of County Fair Event

FUNDING SOURCES

- State Lottery Funds
- Fairgrounds Rental Fees
- Fair and Rodeo Revenues
- Transfers from Fair Facilities Fund
- Interest on existing Fund balances

REVENUE & EXPENDITURE SUMMARY

County Commons Operations Expense & Revenue

	ACTUALS			FY24 ADOPTED BUDGET	FY 25 ADOPTED BUDGET	\$ Variance	% Change
	FY2021	FY2022	FY2023	FY2024	FY2025		
Revenues							
Beginning Balance	\$277,641	\$289,968	\$348,988	\$434,070	\$417,261	-\$16,809	-4%
Intergovernmental - State	\$53,167	\$53,167	\$53,167	\$53,000	\$53,000	\$0	0%
Miscellaneous	\$13,222	\$57,215	\$69,966	\$60,000	\$168,500	\$108,500	64%
Permits & Fees	\$4,575	\$8,094	\$9,345	\$2,500	\$25,000	\$22,500	90%
Interfund Transfers In	\$75,000	\$125,000	\$175,000	\$135,000	\$75,000	-\$60,000	-80%
REVENUES TOTAL	\$423,605	\$533,443	\$656,466	\$684,570	\$738,761	\$54,191	7%
Expenses							
Furniture & Equipment <\$10K	\$649	-	-	\$1,500	\$2,000	\$500	25%
Office Expense	\$31,395	\$33,339	\$32,732	\$36,850	\$25,000	-\$11,850	-47%
Other Contract Services	\$83,510	\$104,713	\$82,260	\$232,600	\$243,800	\$11,200	5%
Program Expenses	\$6,157	\$33,075	\$51,146	\$72,500	\$75,700	\$3,200	4%
Rent & Facilities Expense	\$4,656	\$6,035	\$12,464	\$15,000	\$11,482	-\$3,518	-31%
Training & Professional Development	\$2,597	\$1,820	\$6,236	\$500	\$5,000	\$4,500	90%
Travel	-	-	\$2,148	\$3,250	\$4,000	\$750	19%
Internal Service Charges	\$4,674	\$5,473	\$37,796	\$37,350	\$65,000	\$27,650	43%
Contingency	-	-	-	\$285,020	\$306,779	\$21,759	7%
Unappropriated	-	-	-	-	\$0	\$0	-
EXPENSES TOTAL	\$133,637	\$184,455	\$224,782	\$684,570	\$738,761	\$54,191	7%
Revenues less Expenses	\$289,968	\$348,988	\$431,684	\$0	\$0	-	-

RECENT ACCOMPLISHMENTS

- Annual County Fair

GOALS & OBJECTIVES

- Annual County Fair



County Commons

BUDGET ORG

Fund: 203 County Commons Fund
Dept: 803 County Commons
Category: Community Services

KEY STAFF

Tim Johnson, County Administrator

OVERVIEW

The Lincoln County Commons, formerly the Lincoln County Fairgrounds, is a multi-use, year-round location serving as the home of the Lincoln County Fair, other year-round events, and a strategic central location for responses to county needs in Circumstances like the recent wildfires, and mass COVID responses (vaccinations). The fund serves to operate and maintain the County Commons Facilities and provides funding for the annual Lincolns County Fair event. The County concluded a comprehensive public Master Planning Project for redevelopment of the Commons (Commons Master Plan), adopted by the Fair Board and Board of Commissioners at the conclusion of a join meeting of the Boards on March 27, 2019. the commons Master Plan calls for major improvements and replacement of facilities and operation and management plan for the facilities and events. The Fair Board and Board of Commissioners adopted a Memorandum of Agreement (MOA) on March 15, 2022, reflecting the expected broader use of the Commons Facilities on a year-round basis. Under that MOA, the Fair Board's primary function is to plan, prepare, and produce the County Fair Event. The Board of Commissioners, through its administrative resources and contracting, will manage the Commons otherwise.

MAJOR ACTIVITIES

- Administration of Commons Facilities Rentals
- Oversight of County Fair Event

FUNDING SOURCES

- State Lottery Funds
- Fairgrounds Rental Fess
- Fair and Rodeo Revenues
- Transfers from Fair Facilities Fund
- Interest on existing Fund balances

REVENUE & EXPENDITURE SUMMARY

County Commons Revenues & Expenses

	ACTUALS			FY24 ADOPTED BUDGET	FY 25 ADOPTED BUDGET	\$ Variance	% Change
	FY2021	FY2022	FY2023	FY2024	FY2025		
Revenues							
Beginning Balance	\$206,662	\$239,597	\$327,556	\$386,972	\$253,482	-\$133,490	-53%
Intergovernmental - State	\$20,500	\$20,500	-	-	\$0	\$0	-
Miscellaneous	\$2,472	\$8,723	\$19,059	\$15,000	\$20,000	\$5,000	25%
Interfund Transfers In	\$75,000	\$125,000	\$100,000	\$50,000	\$0	-\$50,000	-
REVENUES TOTAL	\$304,634	\$393,820	\$446,615	\$451,972	\$273,482	-\$178,490	-65%
Expenses							
Furniture & Equipment <\$10K	\$649	-	-	\$1,500	\$0	-\$1,500	-
Office Expense	\$31,395	\$33,339	\$32,732	\$36,850	\$25,000	-\$11,850	-47%
Other Contract Services	\$18,157	\$16,070	\$11,783	\$151,100	\$151,500	\$400	0%
Program Expenses	\$2,909	\$3,527	\$13,052	\$6,000	\$8,000	\$2,000	25%
Rent & Facilities Expense	\$4,656	\$6,035	\$12,464	\$15,000	\$11,482	-\$3,518	-31%
Training & Professional Development	\$2,597	\$1,820	\$6,236	\$500	\$2,500	\$2,000	80%
Travel	-	-	\$2,148	\$3,250	\$0	-\$3,250	-
Internal Service Charges	\$4,674	\$5,473	\$37,796	\$37,350	\$65,000	\$27,650	43%
Contingency	-	-	-	\$200,422	\$10,000	-\$190,422	-1,904%
Unappropriated	-	-	-	-	\$0	\$0	-
EXPENSES TOTAL	\$65,037	\$66,264	\$116,210	\$451,972	\$273,482	-\$178,490	-65%
Revenues less Expenses	\$239,597	\$327,556	\$330,405	\$0	\$0	-	-

RECENT ACCOMPLISHMENTS

Annual County Fair

GOALS & OBJECTIVES

Annual County Fair



County Fair Event

BUDGET ORG

Fund: 203 County Commons Fund
Dept: 830 County Fair Event
Category: Community Services

KEY STAFF

Tim Johnson, County Administrator
Heather Tower, Fair Manager

OVERVIEW

The annual Lincoln County Fair showcases Lincoln County's unique culture and industries. Approximately 15,000 people enjoy this free, family-friendly event over the course of the three-day holiday weekend. Highlights include the 4-H Market, local entertainment, and the Lincoln County Pro Rodeo.

MAJOR ACTIVITIES

- Annual County Fair and Rodeo
- 4-H Market Auction
- Senior Day
- Live Music

FUNDING SOURCES

- County Commons Fund

REVENUE & EXPENDITURE SUMMARY

County Fair Event Expenses & Revenues

	ACTUALS			FY24 ADOPTED BUDGET	FY 25 ADOPTED BUDGET	\$ Variance	% Change
	FY2021	FY2022	FY2023	FY2024	FY2025		
Revenues							
Beginning Balance	\$70,979	\$50,371	\$21,432	\$47,098	\$163,779	\$116,681	71%
Intergovernmental - Local	-	-	-	-	\$0	\$0	-
Intergovernmental - State	\$32,667	\$32,667	\$53,167	\$53,000	\$53,000	\$0	0%
Miscellaneous	\$10,750	\$48,492	\$50,907	\$45,000	\$148,500	\$103,500	70%
Permits & Fees	\$4,575	\$8,094	\$9,345	\$2,500	\$25,000	\$22,500	90%
Interfund Transfers In	-	-	\$75,000	\$85,000	\$75,000	-\$10,000	-13%
REVENUES TOTAL	\$118,971	\$139,623	\$209,851	\$232,598	\$465,279	\$232,681	50%
Expenses							
Furniture & Equipment <\$10K	-	-	-	-	\$2,000	\$2,000	100%
Other Contract Services	\$65,352	\$88,643	\$71,378	\$81,500	\$92,300	\$10,800	12%
Program Expenses	\$3,248	\$29,548	\$38,094	\$66,500	\$67,700	\$1,200	2%
Training & Professional Development	-	-	-	-	\$2,500	\$2,500	100%
Travel	-	-	-	-	\$4,000	\$4,000	100%
Contingency	-	-	-	\$84,598	\$296,779	\$212,181	71%
EXPENSES TOTAL	\$68,600	\$118,191	\$109,472	\$232,598	\$465,279	\$232,681	50%
Revenues less Expenses	\$50,371	\$21,432	\$100,379	\$0	\$0	-	-

RECENT ACCOMPLISHMENTS

Presentation of the 2023 Fair/Rodeo

SIGNIFICANT CHANGES

Pending redevelopment of the Lincoln County Commons in support of the fair



Law Library Fund

BUDGET ORG

Fund: 205 Law Library
 Dept: 805 Law Library
 Category: Public Safety

KEY STAFF

Kristin Yuille, County Counsel

REVENUE & EXPENDITURE SUMMARY

Law Library Expenses & Revenues

	ACTUALS			FY24 ADOPTED BUDGET	FY 25 ADOPTED BUDGET	\$ Variance	% Change
	FY2021	FY2022	FY2023	FY2024	FY2025		
Revenues							
Beginning Balance	\$126,804	\$141,153	\$154,974	\$152,799	\$173,250	\$20,451	12%
Intergovernmental - State	\$34,199	\$45,411	\$45,411	\$46,000	\$46,000	\$0	0%
Miscellaneous	\$1,214	\$1,088	\$5,478	\$3,000	\$3,000	\$0	0%
REVENUES TOTAL	\$162,217	\$187,652	\$205,863	\$201,799	\$222,250	\$20,451	9%
Expenses							
Furniture & Equipment <\$10K	-	-	-	-	\$5,000	\$5,000	100%
IT Software & Equipment	\$1,180	\$1,265	\$1,447	\$1,500	\$2,000	\$500	25%
Office Expense	\$1,297	\$1,240	\$1,223	\$50	\$1,400	\$1,350	96%
Other Contract Services	\$390	\$12,829	\$27,226	\$16,000	\$19,000	\$3,000	16%
Rent & Facilities Expense	\$10,034	\$12,819	\$13,258	\$15,000	\$15,000	\$0	0%
Training & Professional Development	\$7,908	\$4,257	\$4,392	\$10,000	\$10,000	\$0	0%
Internal Service Charges	\$255	\$269	\$888	\$600	\$1,100	\$500	45%
Contingency	-	-	-	\$158,649	\$168,750	\$10,101	6%
EXPENSES TOTAL	\$21,064	\$32,678	\$48,433	\$201,799	\$222,250	\$20,451	9%
Revenues less Expenses	\$141,153	\$154,974	\$157,430	\$0	\$0	-	-



County Clerk Records Fund

BUDGET ORG

Fund: 207 County Clerk's Records
Dept: 807 County Clerk's Records
Category: General Government

KEY STAFF

Amy Southwell, Elected County Clerk
Janet Cummiskey, Chief Deputy Clerk

OVERVIEW

To maintain and restore records recorded that are filed in or held in the office of the County Clerk. To acquire storage and retrieval systems which will keep these records safe, permanent, and accessible to other departments and to the general public. Recordings in the custody of the County Clerk are used by the Assessor, the Tax Collector, Public Works, and the County Counsel's Office. Title companies, state agencies, and the general public also use these records. We will continue to assure the safe keeping and excellence of these records.

MAJOR ACTIVITIES

- Maintain and protect the official records in the custody of the County Clerk.
- Acquire proper and adequate storage of all historical documents.
- Scan and record documents daily into the County database.

FUNDING SOURCES

- All funding comes from recording fees and interest, which is around \$50,000 or 100% of the funding.

REVENUE & EXPENDITURE SUMMARY

County Clerk Records Exp & Rev

	ACTUALS			FY24 ADOPTED BUDGET	FY 25 ADOPTED BUDGET		
	FY2021	FY2022	FY2023	FY2024	FY2025	\$ Variance	% Change
Revenues							
Beginning Balance	\$138,192	\$183,616	\$172,182	\$185,464	\$111,654	-\$73,810	-66%
Miscellaneous	\$1,347	\$1,271	\$4,627	\$5,000	\$4,800	-\$200	-4%
Permits & Fees	\$85,390	\$65,180	\$40,122	\$52,000	\$42,000	-\$10,000	-24%
REVENUES TOTAL	\$224,929	\$250,066	\$216,931	\$242,464	\$158,454	-\$84,010	-53%
Expenses							
Elected Officials	-	-	-	-	\$0	\$0	-
Non-Represented	-	-	-	-	\$0	\$0	-
Represented	\$9,486	\$15,244	\$19,872	\$21,022	\$11,146	-\$9,876	-89%
Part Time	\$3,512	\$15,806	\$17,122	\$25,942	\$25,942	\$0	0%
Holiday & Special Rate Pay	-	-	-	-	\$0	\$0	-
Overtime	-	-	-	\$205	\$205	\$0	0%
Retirement	\$1,056	\$1,699	\$2,186	\$2,312	\$1,226	-\$1,086	-89%
Insurance	\$936	\$7,997	\$9,793	\$12,479	\$2,631	-\$9,848	-374%
Other Personnel Expenses	\$1,259	\$3,186	\$3,352	\$2,055	\$1,030	-\$1,025	-100%
Furniture & Equipment <\$10K	-	-	\$4,080	\$10,000	\$10,000	\$0	0%
Office Expense	\$25,061	\$33,542	\$19,956	\$151,578	\$98,225	-\$53,353	-54%
Other Contract Services	\$4	-	\$1,304	\$2,000	\$2,828	\$828	29%
Travel	-	-	-	\$4,000	\$4,000	\$0	0%
Internal Service Charges	-	\$410	\$1,736	\$10,870	\$1,221	-\$9,649	-790%
EXPENSES TOTAL	\$41,314	\$77,884	\$79,400	\$242,463	\$158,454	-\$84,009	-53%
Revenues less Expenses	\$183,616	\$172,182	\$137,531	\$1	\$0	-	-

RECENT ACCOMPLISHMENTS

- Continuous work on cleaning up our database and making it more accessible to the public.

GOALS & OBJECTIVES

- Recorded property document index is being populated with digital images of the actual documents. Project 92% complete.
- Work with State and other agencies to maximize our recording capabilities.

County Clerk's Records

DEPARTMENT	FY2024	FY2025
FTE		
COUNTY CLERK'S RECORDS	0.4	0.2
FTE	0.4	0.2

SUPPLEMENTAL INFORMATION

Digital Research Room (lincoln.or.us)



Title III / Safety Net Fund

BUDGET ORG

Fund: 213 Title III/Safety Net Fund
Dept: 813 - Title III/Safety Net and 814 - 2008
Reauthorization
Category: Community Services

KEY STAFF

Tim Johnson, County Administrator
Onno Husing, Director of Planning (Lincoln Land
Legacy Program)

OVERVIEW

Under Public Law 106-393, “The Secure Rural Schools and Community Self-Determination Act of 2000,” the Title III/Safety net fund accrues revenue to be set aside for projects authorized by the law. This was the Act that replaced revenue sharing from receipts from harvesting timber in Federal Forest and Federal Bureau of Land Management lands with an annual congressional budget appropriation divided between Schools, Counties (for Roads and limited amounts for general county purposes), and Federal land agencies (Forest Service and BLM). A small portion of the annual appropriation, known as Title III of the Act, allowed limited resources to Counties to fund special categories of expenditures. Lincoln County has elected to obligate most of its remaining Title III (old Title III) funds to the Lincoln Land Legacy Program, an eligible funding category. Note: Title III was reauthorized beginning in 2008 (Public Law 110-343), but significantly narrowing the possible uses of “new” Title III funds. That law has been amended to allow some additional expenditures. Because of the differing uses allowed under preexisting law and new authorizations, the County has two different departments within this fund to account for its expenditures in accordance with law.

MAJOR ACTIVITIES

- Fund qualifying expenditures in the Lincoln Land Legacy Program (Program), which has the County partnering with public, private and nonprofit groups, persons and entities to create conservation easements throughout the County meeting Program vision, goals and objectives.
- Fund other qualifying expenditures, including activities around mapping and photogrammetric resources countywide, and forest education through the wildlife management services federal/state/local partnership.
- Fund qualifying emergency services programs and resources eligible under “new” Title III requirements.

FUNDING SOURCES

- Reserves and annual Federal Funding (additional “old” Title III funding has been discontinued); “new” Title III funding dependent on annual Federal authorizations.
- Interest on existing Fund balances.

REVENUE & EXPENDITURE SUMMARY

Title III/Safety Net Expenses & Revenues

	ACTUALS			FY24 ADOPTED BUDGET	FY 25 ADOPTED BUDGET	\$ Variance	% Change
	FY2021	FY2022	FY2023	FY2024	FY2025		
Revenues							
Beginning Balance	\$1,417,150	\$1,364,042	\$1,280,704	\$1,245,205	\$1,122,326	-\$122,879	-11%
Intergovernmental - Local	–	–	–	–	\$0	\$0	–
Miscellaneous	\$11,732	\$8,898	\$38,327	\$20,000	\$30,000	\$10,000	33%
REVENUES TOTAL	\$1,428,882	\$1,372,940	\$1,319,032	\$1,265,205	\$1,152,326	-\$112,879	-10%
Expenses							
Furniture & Equipment <\$10K	–	–	–	\$25,000	\$0	-\$25,000	–
Other Contract Services	\$24,782	\$77,668	\$92,178	\$446,030	\$341,500	-\$104,530	-31%
Program Expenses	\$40,057	\$14,569	\$16,687	\$25,619	\$28,676	\$3,057	11%
Capital Expenditures	–	–	–	\$767,537	\$780,000	\$12,463	2%
Internal Service Charges	–	–	\$963	\$1,019	\$2,150	\$1,131	53%
EXPENSES TOTAL	\$64,839	\$92,236	\$109,828	\$1,265,205	\$1,152,326	-\$112,879	-10%
Revenues less Expenses	\$1,364,042	\$1,280,704	\$1,209,204	\$0	\$0	–	–

RECENT ACCOMPLISHMENTS

- Several conservation easements in the works in concert with Siletz Tribe, McKenzie River Trust (a nonprofit holder of Conservation easements) and others along the coast, along Yaquina Bay and in South County.

GOALS & OBJECTIVES

- Reinvigorate Land Legacy Program after retirement of co-founders of Program.
- Identify and pursue priority projects eligible for Tittle III “new” funding to enhance emergency services and wildfire prevention planning.

DEPARTMENT METRICS

- Complete several pending conservation easement projects in 2023-24.
- Identify new projects and partners.
- Produce report on eligible “new” Title III options by December 31, 2023.



Self Insurance Fund

BUDGET ORG

Fund: 215 Self Insurance Fund
Dept: 815 Self Insurance Operations
Category: General Government

KEY STAFF

Kristin Yuille, County Counsel
Gina Lekas, Paralegal and Risk Manager
Vacant, Finance Director
Deanna Gravelle, Assistant Finance Director

OVERVIEW

This fund provides organization-wide services including, but not limited to insurance reserves and available appropriations for deductibles, non-covered claims, and self-insured activities outside of insurance coverage (including but not limited to retrospective workers compensation, unemployment, property, fire, auto and liability insurance) purchased by the County. The reserves allow the County to acquire these retrospective insurance policies at a much lower initial cost than standard industry premiums, and to thereafter benefit from reduced overall costs if claims are held in check. These policies are an attractive option because the County engages in a proactive and on-going risk management and safety program, with services, facilities and equipment for all county departments paid from the fund. In addition, the fund is available for costs associated with administering the County non-PERS retirement plans and periodic unemployment insurance costs. The fund is used for employee safety, ergonomics and workplace / facilities risk removal improvements

MAJOR ACTIVITIES

- Provide for administration, processing and coverage of potential insurance claims and expenses associated with County liability, auto, workers compensation and property coverages.
- Proactively address claims related issues, facilities improvements, equipment purchases; administration of County Retirement Plans, worker’s comp, and other insurances and self-insurances.
- Manage workers compensation and unemployment insurance costs and services

FUNDING SOURCES

- Reserves and annual department/fund assessments
- Interest on existing Fund balances

REVENUE & EXPENDITURE SUMMARY

Self Insurance Expenses & Revenues

	ACTUALS			FY24 ADOPTED BUDGET	FY 25 ADOPTED BUDGET	\$ Variance	% Change
	FY2021	FY2022	FY2023	FY2024	FY2025		
Revenues							
Beginning Balance	\$2,568,288	\$3,165,444	\$3,526,648	\$3,431,248	\$3,280,767	-\$150,481	-5%
Charges For Services	\$1,359,943	\$1,240,036	\$825,420	\$1,100,000	\$655,000	-\$445,000	-68%
Intergovernmental - Federal	\$270,491	-	-	-	\$0	\$0	-
Miscellaneous	\$87,653	\$52,659	\$154,736	\$50,000	\$165,000	\$115,000	70%
REVENUES TOTAL	\$4,286,374	\$4,458,139	\$4,506,805	\$4,581,248	\$4,100,767	-\$480,481	-12%
Expenses							
Non-Represented	\$4,000	-	-	-	\$0	\$0	-
Retirement	\$440	-	-	-	\$0	\$0	-
Other Personnel Expenses	\$390	-	-	-	\$0	\$0	-
Furniture & Equipment <\$10K	\$1,713	\$759	\$46,908	\$15,000	\$20,000	\$5,000	25%
Other Contract Services	\$68,602	\$50,532	\$123,698	\$126,070	\$152,000	\$25,930	17%
Program Expenses	\$819,672	\$879,215	\$991,608	\$1,157,500	\$1,214,998	\$57,498	5%
Training & Professional Development	\$200	\$985	\$846	\$3,400	\$4,000	\$600	15%
Travel	-	-	-	\$1,500	\$1,800	\$300	17%
Capital Expenditures	\$226,288	-	\$12,291	\$65,000	\$70,000	\$5,000	7%
Internal Service Charges	-\$374	-	\$11,154	\$4,100	\$6,100	\$2,000	33%
Transfers Out	\$0	-	-	-	\$0	\$0	-
Contingency	-	-	-	\$3,208,678	\$2,631,869	-\$576,809	-22%
EXPENSES TOTAL	\$1,120,930	\$931,491	\$1,186,505	\$4,581,248	\$4,100,767	-\$480,481	-12%
Revenues less Expenses	\$3,165,444	\$3,526,648	\$3,320,300	\$0	\$0	-	-

RECENT ACCOMPLISHMENTS

- None

GOALS & OBJECTIVES

- Adequately fund reserve activities to allow continued use of retrospective insurance programs that provide lesser overall costs for insurance coverages.
- Review and expand risk management and safety policies, programs and services to lessen overall risks and claim filings.
- Review insurance policy options and providers to insure the best coverage at the least cost to the County. That includes more self-insurance options.

DEPARTMENT METRICS

- Funding provided annually.
- Risk Management and Safety Program evaluations and proposed changes by June 30, 2024
- Insurance options, including self-insurance options, ongoing.



Corner Preservation Fund

BUDGET ORG

Fund: 217 Corner Preservation
Dept: 817 Corner Preservation
Category: General Government

KEY STAFF

Eli Adam, County Surveyor
Eathan Nicley, Deputy County Surveyor

OVERVIEW

The Corner Preservation Fund maintains the rectangular survey system for the use and benefit of the public. This supports the location of all property deeds and ownership in Lincoln County.

MAJOR ACTIVITIES

- Research, survey, and perpetuate original survey positions.
- Operate in accordance with the Manual of Instructions.
- Interact with private surveyors and external agencies such as the Bureau of Land Management, United States Forest Service, National Oceanic Atmosphere Administration, United States Geological Service, State of Oregon Department of Forestry, Oregon Department of Transportation, and public utilities.

FUNDING SOURCES

- A portion of some recording fees.

REVENUE & EXPENDITURE SUMMARY

Corner Preservation Expenses & Revenues

	ACTUALS			FY24 ADOPTED BUDGET	FY 25 ADOPTED BUDGET	\$ Variance	% Change
	FY2021	FY2022	FY2023	FY2024	FY2025		
Revenues							
Beginning Balance	\$344,488	\$410,901	\$480,868	\$300,067	\$448,288	\$148,221	33%
Miscellaneous	\$3,268	\$3,136	\$15,617	\$10,000	\$10,000	\$0	0%
Permits & Fees	\$147,364	\$128,374	\$86,251	\$83,000	\$83,000	\$0	0%
REVENUES TOTAL	\$495,120	\$542,411	\$582,736	\$393,067	\$541,288	\$148,221	27%
Expenses							
Elected Officials	-	-	-	-	\$0	\$0	-
Non-Represented	-	-	-	-	\$0	\$0	-
Represented	-	-	-	-	\$0	\$0	-
Part Time	\$3,578	\$26,798	\$8,708	\$40,000	\$40,000	\$0	0%
Holiday & Special Rate Pay	-	-	-	-	\$0	\$0	-
Retirement	-	-	-	-	\$0	\$0	-
Insurance	-	-	-	-	\$150	\$150	100%
Other Personnel Expenses	\$349	\$2,794	\$796	-	\$4,750	\$4,750	100%
Furniture & Equipment <\$10K	\$514	-	-	\$2,000	\$2,000	\$0	0%
Office Expense	\$53	\$53	\$60	\$100	\$100	\$0	0%
Other Contract Services	\$76,271	\$29,677	\$48,592	\$137,000	\$82,000	-\$55,000	-67%
Program Expenses	\$655	-	\$1,221	\$3,800	\$3,800	\$0	0%
Rent & Facilities Expense	\$2,800	\$2,000	\$2,000	\$3,000	\$3,000	\$0	0%
Training & Professional Development	-	-	-	-	\$0	\$0	-
Travel	-	-	-	\$1,500	\$1,500	\$0	0%
Capital Expenditures	-	-	\$9,755	\$108,001	\$108,000	-\$1	0%
Internal Service Charges	-	\$222	\$1,115	\$2,400	\$2,675	\$275	10%
Contingency	-	-	-	\$95,266	\$293,313	\$198,047	68%
EXPENSES TOTAL	\$84,219	\$61,543	\$72,247	\$393,067	\$541,288	\$148,221	27%
Revenues less Expenses	\$410,901	\$480,868	\$510,489	\$0	\$0	-	-

RECENT ACCOMPLISHMENTS

- Corner monument maintenance throughout the County.
- Develop and apply geodetic control to corners of the rectangular survey system.

GOALS & OBJECTIVES

- Continue recovering and analyzing original survey evidence.
- Perpetuate original survey positions.

DEPARTMENT METRICS

- Contributed to a portion of the Surveyor's Office metrics.



Homeless Strategic Plan Fund

BUDGET ORG

Fund: 218 Homeless Strategic Plan - HB4123
 Dept: 818 Homeless Planning
 Category: Community Services

KEY STAFF

Tim Johnson, County Administrator

OVERVIEW

The Homeless Strategic Plan fund consists of a state grant to facilitate housing opportunities for the homeless in Lincoln County.

MAJOR ACTIVITIES

- Hiring of consultant for the Strategy Plan
- Hiring consultant to Stand Up Homeless Advisory Committee

FUNDING SOURCES

- Grant Funds - State

REVENUE & EXPENDITURE SUMMARY

Homeless Strategic Plan Rev & Exp

	ACTUALS			FY24 ADOPTED BUDGET	FY 25 ADOPTED BUDGET		
	FY2021	FY2022	FY2023	FY2024	FY2025	\$ Variance	% Change
Revenues							
Beginning Balance	-	-	-	\$600,000	\$500,000	-\$100,000	-20%
Intergovernmental - State	-	-	\$1,000,000	-	\$0	\$0	-
Miscellaneous	-	-	-	-	\$0	\$0	-
REVENUES TOTAL	-	-	\$1,000,000	\$600,000	\$500,000	-\$100,000	-20%
Expenses							
Part Time	-	-	-	-	\$0	\$0	-
Furniture & Equipment <\$10K	-	-	-	-	\$0	\$0	-
Office Expense	-	-	-	-	\$0	\$0	-
Other Contract Services	-	-	\$145,326	\$600,000	\$500,000	-\$100,000	-20%
Travel	-	-	\$33,333	-	\$0	\$0	-
Internal Service Charges	-	-	\$100,000	-	\$0	\$0	-
Transfers Out	-	-	-	-	\$0	\$0	-
Contingency	-	-	-	-	\$0	\$0	-
EXPENSES TOTAL	-	-	\$278,659	\$600,000	\$500,000	-\$100,000	-20%

	ACTUALS			FY24 ADOPTED BUDGET	FY 25 ADOPTED BUDGET		
	FY2021	FY2022	FY2023	FY2024	FY2025	\$ Variance	% Change
Revenues less Expenses	\$0	\$0	\$721,341	\$0	\$0	-	-

SIGNIFICANT CHANGES

This fund was established during FY2023.



American Rescue Plan Act Fund

BUDGET ORG

KEY STAFF

Fund: 275 American Rescue Plan Act
 Dept: 007 County Administration
 Category: General Government

REVENUE & EXPENDITURE SUMMARY

American Rescue Plan Act Fund Summary

	ACTUALS			FY24 ADOPTED BUDGET	FY 25 ADOPTED BUDGET			% Change
	FY2021	FY2022	FY2023	FY2024	FY2025	\$ Variance		
Revenues								
Beginning Balance	-	\$0	\$9,393,543	\$7,418,735	\$5,586,038	-\$1,832,697	-33%	
Intergovernmental - Federal	\$0	\$9,704,533	\$10,158,556	-	\$0	\$0	-	
REVENUES TOTAL	\$0	\$9,704,533	\$19,552,100	\$7,418,735	\$5,586,038	-\$1,832,697	-33%	
Expenses								
Non-Represented	-	\$219,176	-	-	\$0	\$0	-	
Other Personnel Expenses	-	\$366	-	-	\$0	\$0	-	
Furniture & Equipment <\$10K	-	-	\$168,309	-	\$261,038	\$261,038	100%	
IT Software & Equipment	-	-	\$24,700	-	\$0	\$0	-	
Other Contract Services	-	-	\$428,992	\$2,738,135	\$2,750,000	\$11,865	0%	
Program Expenses	-	-	\$131,083	-	\$0	\$0	-	
Capital Expenditures	-	-	\$537,558	\$850,000	\$775,000	-\$75,000	-10%	
Transfers Out	-	\$91,448	\$1,166,757	\$600,000	\$1,637,470	\$1,037,470	63%	
Contingency	-	-	-	\$3,230,600	\$162,530	-\$3,068,070	-1,888%	
EXPENSES TOTAL	-	\$310,990	\$2,457,400	\$7,418,735	\$5,586,038	-\$1,832,697	-33%	
Revenues less Expenses	\$0	\$9,393,543	\$17,094,699	\$0	\$0	-	-	



Radio Communications Systems Fund

BUDGET ORG

Fund: 291 Radio Communications Systems Fund
Dept: 291 Public Safety Communications
Category: Public Safety

KEY STAFF

Sheriff Curtis Landers (Elected Official)
Adam Shanks, Administrative Lieutenant
Samantha Buckley, Emergency Manager

OVERVIEW

This Office acts as a cost center for County Public Safety Communications. Funds for this department facilitate the management and maintenance of the County's communication infrastructure.

MAJOR ACTIVITIES

- Manage and coordinate maintenance needs of the county communications system infrastructure
- Manage budget including cost share, contracts/leases, and billing and payment processes
- Develop and update countywide Communications Plan

FUNDING SOURCES

- General Fund
- User Agency Cost Sharing
- Rental Revenue from site tenants
- Grant Funding

REVENUE & EXPENDITURE SUMMARY

Radio Communications Systems Fund Expenses & Revenues

	ACTUALS			FY24 ADOPTED BUDGET	FY 25 ADOPTED BUDGET	\$ Variance	% Change
	FY2021	FY2022	FY2023	FY2024	FY2025		
Revenues							
Beginning Balance	\$83,825	\$135,528	\$177,393	\$176,669	\$299,361	\$122,692	41%
Charges For Services	\$119,651	\$125,593	\$106,215	\$133,682	\$145,236	\$11,554	8%
Intergovernmental	-	-	-	-	\$2,000,000	\$2,000,000	100%
Intergovernmental - Federal	-	-	-	\$20,000	\$0	-\$20,000	-
Intergovernmental - State	-	-	-	-	\$410,917	\$410,917	100%
Interfund Transfers In	\$55,875	\$58,404	\$61,064	\$63,858	\$66,839	\$2,981	4%
REVENUES TOTAL	\$259,352	\$319,525	\$344,672	\$394,209	\$2,922,353	\$2,528,144	87%
Expenses							
Part Time	-	-	-	\$20,000	\$0	-\$20,000	-
Other Personnel Expenses	-	-	-	-	\$0	\$0	-
Furniture & Equipment <\$10K	\$11,898	\$23,075	\$37,458	\$49,000	\$25,000	-\$24,000	-96%
Office Expense	\$6,154	\$6,070	\$6,812	\$8,000	\$8,000	\$0	0%
Other Contract Services	\$7,374	\$8,848	\$10,974	\$8,099	\$2,411,017	\$2,402,918	100%
Program Expenses	\$24,630	\$24,820	\$25,107	\$26,000	\$27,200	\$1,200	4%
Rent & Facilities Expense	\$70,835	\$73,793	\$87,067	\$80,000	\$80,000	\$0	0%
Capital Expenditures	-	-	-	-	\$0	\$0	-
Internal Service Charges	\$2,934	\$5,526	\$8,517	\$8,000	\$10,500	\$2,500	24%
Contingency	-	-	-	\$195,110	\$360,636	\$165,526	46%
Unappropriated	-	-	\$0	-	\$0	\$0	-
EXPENSES TOTAL	\$123,823	\$142,132	\$175,935	\$394,209	\$2,922,353	\$2,528,144	87%
Revenues less Expenses	\$135,528	\$177,393	\$168,737	\$0	\$0	-	-

RECENT ACCOMPLISHMENTS

- Purchase of new microwave dishes for public safety radio communications system with Hazard Mitigation Grant Program (HMGP) funding
- Planning and site inspection for generator purchase and installation at Highland tower site completed
- RFP process completed for selection of vendor to complete updated Radio Communications Plan
- Award process for COPS grant accepted and planning for several radio communications system upgrades in process

GOALS & OBJECTIVES

- Complete microwave dish installation on all tower sites and generator installation at Highland tower site with HMGP funding
- Complete Radio Communications Plan update with State Homeland Security Grant (SHSG) funding
- Complete radio communications system upgrades with COPS grant funding
- Update rental lease agreements for tower sites

DEPARTMENT METRICS

- Maintain fully operational radio communications system for emergency response agencies, including police/fire/EMS/public roads/Public Safety Answering Point (PSAP Centers) in and for Lincoln County
- Obtain revenue through grant opportunities for equipment upgrades and communications infrastructure at tower sites



DUII Fund

BUDGET ORG

Fund: 601 DUII Fund
Dept: 520 DUII
Category: Public Safety

KEY STAFF

Kristin Yuille, County Counsel

OVERVIEW

This set-aside fund was established to comply with the legal provisions concerning the expenditure of funds obtained through civil forfeiture (specifically DUII) proceedings. Expenditures must comply with Ballot Measure 3 (Or. Const, Art XV, Sec 10) “The Oregon Property Protection Act of 2000”, and ORS chapter 131A (see ORS 131A.360). Qualifying expenditures are limited by law.

MAJOR ACTIVITIES

- None

FUNDING SOURCES

- Civil Forfeitures in accordance with law and agreements.
- Interest on existing Fund balances.

REVENUE & EXPENDITURE SUMMARY

DUII Expenses & Revenues

	ACTUALS			FY24 ADOPTED BUDGET	FY 25 ADOPTED BUDGET		
	FY2021	FY2022	FY2023	FY2024	FY2025	\$ Variance	% Change
Revenues							
Beginning Balance	\$22,516	\$22,703	\$22,858	\$21,991	\$20,840	-\$1,151	-6%
Miscellaneous	\$187	\$154	\$672	\$400	\$160	-\$240	-150%
Permits & Fees	-	-	-	-	\$0	\$0	-
REVENUES TOTAL	\$22,703	\$22,858	\$23,530	\$22,391	\$21,000	-\$1,391	-7%
Expenses							
Other Contract Services	-	-	\$1,351	\$19,001	\$19,001	\$0	0%
Internal Service Charges	-	-	\$509	\$259	\$525	\$266	51%
Contingency	-	-	-	\$3,131	\$1,474	-\$1,657	-112%
EXPENSES TOTAL	-	-	\$1,860	\$22,391	\$21,000	-\$1,391	-7%
Revenues less Expenses	\$22,703	\$22,858	\$21,670	\$0	\$0	-	-



Agate Beach Disposal Fund

BUDGET ORG

Fund: 603 Agate Beach Closure Fund
Dept: 530 Agate Beach Disposal Site Closure
Category: Community Services

KEY STAFF

Mikel Diwan, Public Works Director
Paul Seitz, Solid Waste Administrator

OVERVIEW

The Agate Beach Disposal Site Closure Fund accounts for revenues and expenditures attributable to Lincoln County as a member of the Lincoln County Consortium for Solid Waste Management (Consortium), an ORS Chapter 190 interagency entity, charged with post closure monitoring and maintenance of the closed Agate Beach Landfill. The County, along with the cities of Newport, Depoe Bay, Lincoln City, Siletz and Toledo formed the Consortium in the early 1980s when the Agate Beach Landfill was operational and accepting waste as a regional landfill. When federal and state regulations required landfills west of the Coast Range (and most west of the Cascades) to close in the early 1990s and imposed significant costly closure actions and post closure maintenance and monitoring obligations on closed landfills, each member of the Consortium following the County's lead established dedicated funds to cover those immediate close costs and then ongoing obligations. The Consortium is currently in its fourth 10-year post closure permit period with the Oregon Department of Environmental Quality (expires 2027).

MAJOR ACTIVITIES

- Continued funding of operations, post closure monitoring and maintenance of the closed Agate Beach Landfill in accordance with Oregon Department of Environmental Quality (DEQ) closure permit requirements.
- Continued development of options and improvements to provide environmentally safe post closure actions at the landfill site.

FUNDING SOURCES

- Surcharge on waste hauled by franchised waste haulers for the unincorporated areas of the County.
- Interest on existing Fund balances.

REVENUE & EXPENDITURE SUMMARY

Agate Beach Closure Fund [603]

	ACTUALS			FY24 ADOPTED BUDGET	FY 25 ADOPTED BUDGET		
	FY2021	FY2022	FY2023	FY2024	FY2025	\$ Variance	% Change
Revenues							
Beginning Balance	\$695,994	\$683,568	\$675,272	\$658,534	\$604,179	-\$54,355	-9%
Miscellaneous	\$5,736	\$4,629	\$20,202	\$12,500	\$20,000	\$7,500	38%
Permits & Fees	\$8,066	\$5,322	\$7,836	\$7,500	\$6,000	-\$1,500	-25%
REVENUES TOTAL	\$709,796	\$693,519	\$703,310	\$678,534	\$630,179	-\$48,355	-8%
Expenses							
Other Contract Services	\$26,228	\$18,247	\$37,567	\$51,015	\$51,020	\$5	0%
Capital Expenditures	-	-	-	\$35,000	\$35,000	\$0	0%
Internal Service Charges	-	-	\$2,760	\$1,510	\$1,950	\$440	23%
Contingency	-	-	-	\$591,009	\$542,209	-\$48,800	-9%
Unappropriated	-	-	-	-	\$0	\$0	-
EXPENSES TOTAL	\$26,228	\$18,247	\$40,327	\$678,534	\$630,179	-\$48,355	-8%
Revenues less Expenses	\$683,568	\$675,272	\$662,983	\$0	\$0	-	-

RECENT ACCOMPLISHMENTS

- Continued compliance with DEQ Permit requirements for maintenance and monitoring of the site.
- Annual and periodic reports, studies, and financial assurance provided DED in accordance with Permit requirements.

GOALS & OBJECTIVES

- Continued compliance with DEQ permit requirements.
- Work on next steps after expiration of Permit in 2027. Include leachate options, groundwater monitoring, and allowable facilities future uses.

DEPARTMENT METRICS

- Resources continue to meet or exceed expected County funding obligations.
- Next options for site determined well in advance of 2027 permit expiration.



County Commons Facilities Fund

BUDGET ORG

Fund: 607 County Commons Fund
Dept: 811 County Commons Facilities
Category: Community Services

KEY STAFF

Tim Johnson County Administrator

OVERVIEW

The Lincoln County Commons, formerly the Lincoln County Fairgrounds, is a multi-use, year-round location serving as the home of the Lincoln County Fair, other year-round events, and a strategic central location for responses to county needs in circumstances like the recent wildfires, and mass covid responses (vaccinations). This fund serves to operate and maintain the County Commons Facilities and provides funding for the annual Lincoln County Fair event. The County concluded a comprehensive public Master Planning Project for redevelopment of the Commons (Commons Master Plan), adopted by the Fair Board and Board of Commissioners at the conclusion of a joint meeting of the Boards on March 27, 2019. The Commons Master Plan calls for major improvements and replacement of facilities and an operational and management plan for the facilities and events. The Fair Board and Board of Commissioners adopted a Memorandum of Agreement (MOA) on March 16, 2022, reflecting the expected broader use of the Commons Facilities on a year-round basis. Under that MOA the Fair Board’s primary function is plan, prepare and produce the County Fair Event. The Board of Commissioners through its administrative resources and contracting will manage the Commons otherwise.

MAJOR ACTIVITIES

- Implement new management structure for Lincoln County Commons in accordance with Commons Master Plan and Memorandum of Agreement.
- Continue work on redevelopment of Commons Facilities in accordance with Commons Master Plan as may be amended by the Board of Commissioners as details plans are developed.

FUNDING SOURCES

- Transient Room Tax Revenues authorized by voters for operational funding of Commons and Events. (Also funding of redevelopment plans).
- State Video Lottery funds (for Annual Fair Event).
- Fees, ticket/admission receipts, sponsorships, and other sources for events or facilities.

REVENUE & EXPENDITURE SUMMARY

County Commons Facilities [607]

	ACTUALS			FY24 ADOPTED BUDGET		FY 25 ADOPTED BUDGET		% Change
	FY2021	FY2022	FY2023	FY2024	FY2025	\$ Variance		
Revenues								
Beginning Balance	\$3,375,366	\$4,050,783	\$5,301,923	\$6,218,780	\$392,756	-\$5,826,024	-1,483%	
Intergovernmental - State	-	-	\$55,555	-	\$0	\$0	-	
Miscellaneous	\$30,054	\$32,094	\$171,056	\$85,000	\$170,000	\$85,000	50%	
Other Taxes & Land Sales	\$770,363	\$1,535,546	\$1,181,372	\$1,200,000	\$1,170,000	-\$30,000	-3%	
REVENUES TOTAL	\$4,175,783	\$5,618,423	\$6,709,906	\$7,503,780	\$1,732,756	-\$5,771,024	-333%	
Expenses								
Elected Officials	-	-	-	-	\$0	\$0	-	
Non-Represented	-	-	-	-	\$88,400	\$88,400	100%	
Represented	-	-	-	-	\$0	\$0	-	
Holiday & Special Rate Pay	-	-	-	-	\$0	\$0	-	
Retirement	-	-	-	-	\$10,264	\$10,264	100%	
Insurance	-	-	-	-	\$31,732	\$31,732	100%	
Other Personnel Expenses	-	-	-	-	\$8,173	\$8,173	100%	
Furniture & Equipment <\$10K	-	-	-	-	\$6,000	\$6,000	100%	
Other Contract Services	-	-	\$8,929	\$150,000	\$150,200	\$200	0%	
Program Expenses	-	-	\$1,478	-	\$0	\$0	-	
Capital Expenditures	-	\$108,500	\$262,342	\$17,000	\$17,000	\$0	0%	
Internal Service Charges	-	-	\$2,596	\$1,176	\$1,925	\$749	39%	
Transfers Out	\$125,000	\$208,000	\$258,000	\$7185,604	\$1,129,666	-\$6,055,938	-536%	
Contingency	-	-	-	\$150,000	\$289,396	\$139,396	48%	
EXPENSES TOTAL	\$125,000	\$316,500	\$533,345	\$7,503,780	\$1,732,756	-\$5,771,024	-333%	
Revenues less Expenses	\$4,050,783	\$5,301,923	\$6,176,561	\$0	\$0	-	-	

RECENT ACCOMPLISHMENTS

- **\$277,000** in state funding for improvement of barn facility on Commons grounds awarded and spent, beginning redevelopment project.
- Renewal by legislature of video lottery funding for Fair Event.
- Adoption and implementation of MOA addressing operation and management of the Commons grounds and events.

GOALS & OBJECTIVES

- Continue redevelopment of Commons guided by Master Plan. Includes approval of finalization of funding, construction schedule for infrastructure, facilities development and grounds.
- Finalize appointment of new Fair Board members and complete work on 2023 Fair Event.
- Renew or adopt new contract for Fair Event Management.
- Develop and adopt management structure for Commons facilities and events.

DEPARTMENT METRICS

- Fair Event held on June 30 – July 2, 2023.
- Fair Board fully appointed prior to Fair Event
- New Fair Management agreement in place prior to Fair Event
- Redevelopment Phasing Schedule adopted by November 1, 2023. Redevelopment detailed plans and some implementation (e.g. infrastructure development, detailed construction and bidding plans underway) this fiscal year.
- New Commons facilities operational and management structure implemented by December 31, 2023.

County Commons Facilities

DEPARTMENT	FY2025
FTE	
COUNTY COMMONS FACILITIES	1
FTE	1



Special Districts

OVERVIEW

The Lincoln County Board of Commissioners and budget committees also review and approve the budgets for several legally separate Special Districts. These districts have their own separate funding streams and operating missions. Summary totals for the Lincoln County Budget do not include these funds. The County Board of Commissioners, the governing board of the Primary Government, so serves as their respective governing bodies, and management of the County has operational responsibility for the component units as follows:

Lincoln County Transportation District

Transportation services throughout Lincoln County and connector services to the valley and Tillamook County. The district provides a comprehensive transportation program for the County. It is funded by property tax and federal and state transportation grant programs.

Lincoln County Animal Services District

This district is supported by a property tax levy and the sale of dog licenses and fees charged by the County Animal Shelter to operate the shelter and provide animal control services county-wide.

Lincoln County Extension Service District

This fund accounts for the operations of the OSU/Lincoln County Extension District which provides educational programs to county citizens. The district is funded mainly from property tax.

Lincoln County Solid Waste District

This fund is responsible for county-wide solid waste management planning and enforcement. The principal revenue source charges to waste haulers within the County for tons of waste hauled.

Siletz Area Enhanced Law Enforcement District

This fund accounts for the law enforcement activities for the special district established for that purpose. It is funded by a property tax levy and contributions from the Confederated Tribes of the Siletz Indians.



Animal Services District Fund

BUDGET ORG

Fund: 212 Animal Services District
Dept: 213 Animal Control and 812 Animal Shelter
Category: Public Safety

KEY STAFF

Sheriff Curtis Landers (Elected Official)
Animal Shelter Manager Sara Wynveen

OVERVIEW

The Lincoln County Animal Shelter provides a safe haven for stray dogs, abandoned, abused, and surrendered domestic animals in Lincoln County. Animal Services Division personnel provide education to the public on animal welfare issues, establish and sustain modern, progressive animal sheltering and adoption programs, provide services to help keep pets in their homes, and prevent euthanasia of adoptable animals. Animals Care Specialists coordinate with Animal Services Deputies on the enforcement of humane intervention policies and Oregon's animal anti-cruelty laws.

MAJOR ACTIVITIES

- Provide safe, humane, enriching housing to animals in care at the Lincoln County Animal Shelter
- Enforce laws related to animal care and welfare
- Maintain Lincoln County's dog licensing program
- Provide education to the public on animal welfare issues
- Encourage pet retention by providing resources to pet owners

FUNDING SOURCES

- Animal Services Tax District
- Animal Adoption Fees
- Sale of dog and cat licenses
- Private donations

REVENUE & EXPENDITURE SUMMARY

Animal Services Expenses & Revenues

	ACTUALS			FY24 ADOPTED BUDGET	FY 25 ADOPTED BUDGET	\$ Variance	% Change
	FY2021	FY2022	FY2023	FY2024	FY2025		
Revenues							
Beginning Balance	\$321,687	\$215,496	\$602,104	\$595,092	\$858,630	\$263,538	31%
Fines	-	-	-	-	\$0	\$0	-
Intergovernmental - Federal	-	-	-	-	\$0	\$0	-
Intergovernmental - State	\$11,265	\$5,858	\$2,321	\$3,000	\$0	-\$3,000	-
Miscellaneous	\$73,067	\$346,227	\$65,573	\$26,500	\$55,000	\$28,500	52%
Other Taxes & Land Sales	-	-	-	-	\$0	\$0	-
Permits & Fees	\$39,602	\$53,197	\$47,300	\$41,000	\$30,500	-\$10,500	-34%
Property Taxes	\$889,904	\$940,401	\$962,073	\$932,000	\$952,000	\$20,000	2%
REVENUES TOTAL	\$1,335,525	\$1,561,178	\$1,679,371	\$1,597,592	\$1,896,130	\$298,538	16%
Expenses							
Elected Officials	-	-	-	-	\$0	\$0	-
Non-Represented	\$80,124	\$62,826	\$73,108	\$77,239	\$87,711	\$10,472	12%
Represented	\$401,291	\$336,195	\$310,929	\$328,445	\$356,282	\$27,837	8%
Part Time	\$271	\$0	\$2,556	\$19,240	\$19,398	\$158	1%
Holiday & Special Rate Pay	\$11,250	\$13,148	\$11,488	\$12,200	\$11,200	-\$1,000	-9%
Overtime	\$7,689	\$15,615	\$9,199	\$15,868	\$13,874	-\$1,994	-14%
Retirement	\$55,579	\$47,757	\$45,164	\$45,627	\$49,841	\$4,214	8%
Insurance	\$162,039	\$122,178	\$102,194	\$114,078	\$137,155	\$23,077	17%
Other Personnel Expenses	\$54,909	\$47,120	\$39,430	\$44,121	\$45,379	\$1,258	3%
Client Services	\$32,444	\$32,929	\$30,162	\$30,000	\$25,000	-\$5,000	-20%
Furniture & Equipment <\$10K	\$10,395	\$6,646	\$7,787	\$15,000	\$11,000	-\$4,000	-36%
IT Software & Equipment	-	-	\$0	-	\$0	\$0	-
Office Expense	\$30,719	\$36,631	\$30,544	\$40,000	\$37,450	-\$2,550	-7%
Other Contract Services	\$39,079	\$31,427	\$33,173	\$39,500	\$31,500	-\$8,000	-25%
Program Expenses	\$79,613	\$70,553	\$53,939	\$62,600	\$59,000	-\$3,600	-6%
Rent & Facilities Expense	\$3,246	\$3,741	\$3,482	\$3,500	\$3,000	-\$500	-17%
Training & Professional Development	\$870	\$1,165	\$2,458	\$4,100	\$3,350	-\$750	-22%
Travel	-	\$1,695	\$978	\$5,000	\$2,500	-\$2,500	-100%
Internal Service Charges	\$150,510	\$129,450	\$141,151	\$149,325	\$170,037	\$20,712	12%
Transfers Out	-	-	-	-	\$0	\$0	-
Contingency	-	-	-	\$591,749	\$832,453	\$240,704	29%
EXPENSES TOTAL	\$1,120,029	\$959,073	\$897,740	\$1,597,592	\$1,896,130	\$298,538	16%
Revenues less Expenses	\$215,496	\$602,104	\$781,631	\$0	\$0	-	-

RECENT ACCOMPLISHMENTS

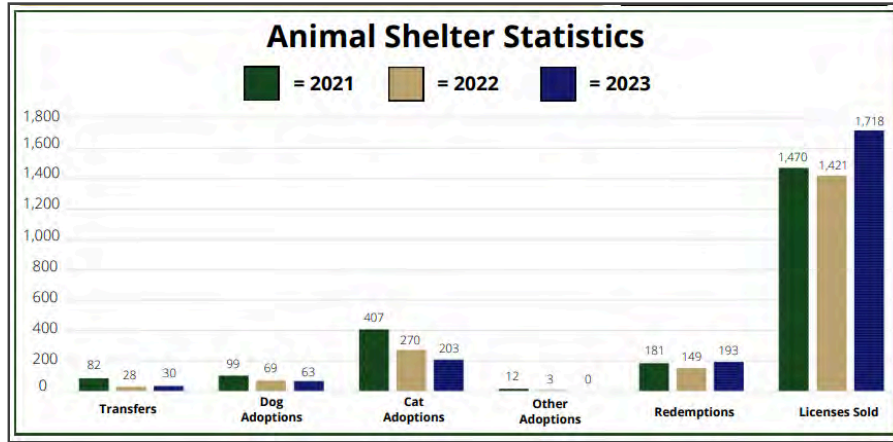
- In 2023 the Medical Trust Fund paid almost \$30,000 for veterinary diagnostics and treatment for 41 seriously ill or injured animals.
- In 2023, your Lincoln County Animal Shelter pet food bank program provided food to 200 households and partnered with Lincoln County Food Share to distribute pet food throughout the county's food pantries, making pet food more accessible to those in need.
- A new location for the Lincoln County Animal Shelter was identified and purchased.

GOALS & OBJECTIVES

- Build the new Lincoln County Animal Shelter facility.
- Continue implementation of pet retention programs through partnerships with Central Coast Humane Society (CCHS), Friends of Lincoln County Animals (FOLCAS), and other organizations.
- Transition to use of new Animal Shelter Software program.

DEPARTMENT METRICS

- In 2023, your Lincoln County Animal Shelter cared for 617 animals and licensed 1718 dogs.
- In 2023, Animal Services Deputies responded to 1297 calls for service.
- In 2023, the LCAS Volunteer program grew from 68 to 70 volunteers and volunteer hours increased from 1467 to 1834.



Workforce Summary

Animal Control

DEPARTMENT	FY2024	FY2025
FTE		
ANIMAL CONTROL	2	2
FTE	2	2

Animal Shelter

DEPARTMENT	FY2024	FY2025
FTE		
ANIMAL SHELTER	5	5
FTE	5	5

SUPPLEMENTAL INFORMATION

Lincoln County Animal Shelter



Extension Services District Fund

BUDGET ORG

Fund: 859 Extension Services District
Dept: 820 Extension District Operations
Category: Community Services

KEY STAFF

Wiley Thompson, Regional Director
Emily Blume, Office Manager

OVERVIEW

OSU Extension’s network of teachers, experts, mentors and volunteers is at your service, across Oregon and here at home. Learning with you. Sharing knowledge. Putting lessons into practice. When we work together, we can create positive change in our communities. Helping farmers and gardeners grow healthy foods. Strengthening our economic and ecological future. Helping people of all ages, families and communities thrive. And much more. We’re here to help.

MAJOR ACTIVITIES

- 4-H Programs
- SNAP - Education
- Family & Community Health
- Master Gardeners
- Small Farms Programs
- Oregon Sea Grant Programs
- OSU Forestry & Natural Resources

For more details go to [OSU Extension Service Website](#)

FUNDING SOURCES

- Property taxes approved by voters in 1988
- Grants

NEWSLETTERS

- [Coastal Culture](#)
- [Master Gardener's](#)
- [Small Farms](#)

REVENUE & EXPENDITURE SUMMARY

Extension Service District Expenses & Revenues

	ACTUALS			FY24 ADOPTED BUDGET	FY 25 ADOPTED BUDGET	\$ Variance	% Change
	FY2021	FY2022	FY2023	FY2024	FY2025		
Revenues							
Beginning Balance	\$908,184	\$939,299	\$962,426	\$965,000	\$989,476	\$24,476	2%
Intergovernmental - Local	-	-	-	\$5,000	\$0	-\$5,000	-
Intergovernmental - State	\$4,619	\$2,402	\$2,824	\$1,000	\$2,000	\$1,000	50%
Miscellaneous	\$8,433	\$7,058	\$33,313	\$15,000	\$30,000	\$15,000	50%
Other Taxes & Land Sales	-	-	-	-	\$0	\$0	-
Property Taxes	\$364,209	\$385,686	\$395,465	\$383,000	\$392,000	\$9,000	2%
REVENUES TOTAL	\$1,285,445	\$1,334,445	\$1,394,029	\$1,369,000	\$1,413,476	\$44,476	3%
Expenses							
Furniture & Equipment <\$10K	-	\$2,316	-	\$5,000	\$2,000	-\$3,000	-150%
Office Expense	\$396	\$425	\$50	\$1,000	\$1,000	\$0	0%
Other Contract Services	\$292,700	\$315,000	\$313,771	\$401,178	\$393,500	-\$7,678	-2%
Program Expenses	-	\$1,228	\$5,752	\$114,000	\$41,000	-\$73,000	-178%
Rent & Facilities Expense	\$53,050	\$53,050	\$53,050	\$53,050	\$53,050	\$0	0%
Capital Expenditures	-	-	\$10,000	-	\$0	\$0	-
Internal Service Charges	-	-	-	-	\$7,000	\$7,000	100%
Contingency	-	-	-	\$525,772	\$515,926	-\$9,846	-2%
Unappropriated	-	-	-	\$269,000	\$400,000	\$131,000	33%
EXPENSES TOTAL	\$346,146	\$372,019	\$382,623	\$1,369,000	\$1,413,476	\$44,476	3%
Revenues less Expenses	\$939,299	\$962,426	\$1,011,406	\$0	\$0	-	-



RECENT ACCOMPLISHMENTS

4-H

- Over **\$14,000** in Scholarships, for higher education, were awarded to **7** young adults in April of **2023**. Funding for the scholarships is raised by 4-H youth as part of the Market Auction in July of each year and an endowment held at the 4-H Foundation.
- A Lincoln County 4-H family has been hosting an exchange student from Japan for the **2023-2024** school year.
- The Afterschool Program received a **\$15,000** Trust Management grant to continuing operating the program. The funds allowed the program to purchase new educational materials, increase our STEM programming for Afterschool and provided up to **5** scholarships for underserved youth The program serves roughly **25** K-8th grade youth. The program also experienced a move from the Commons to the First Presbyterian Church in Newport providing a successful community partnership.

Small Farms and Master Gardener Program

- Conducted or supported 9 educational events for Lincoln County farmers on topics including coastal pastures, agricultural water storage, use and quality, and integrated pest management
- Invested 4,475 volunteer hours valued at \$142,305 and reached 3,079 community members.
- Began coastal forage plant variety trial on 5 farms to increase knowledge about which livestock forage plants grow best in the coastal context
- Issued a monthly Small Farms newsletter to 254 recipients, published 2 extension publications (How to Read a Pesticide Label: A Guide for Beginning and Small Farmers, and Dahlias in Oregon: Planting for a Parade of Late Season Blooms) and published articles about coastal farms and farming in 3 editions of Oregon Small Farm News (a national publication)
- Initiated a new Demonstration Garden at Oregon Coast Community College- South County Campus.
- Ran a Seed Library at the Newport Public Library, including distribution of seeds and staffing an on-site Plant Clinic help desk.

Forestry/Fire

- Published: Native trees disease prevention brochure in English and Spanish. This will be especially useful in our nursery industry.
- Co-hosted: first ever Coastal Tree School in Waldport, with support from the student Logging Sports team. All of these efforts were tailored for small woodland owners.
- Total programs reach: 20, 291 Oregonians, 19 individual and team Impact statements, almost 5 per year, three featured on
- Specific classes offered included: (1) “Wildfire in the Siletz Valley”, Logsdon Community Club, Logsdon (09/09) (with Chief Lapof); (2) Café Resource-Lincoln City, (Seguros para una vida sana), Lincoln City (05/18); (3) Café Resource-Newport, (Seguros para una vida sana), Newport (04/20). These Café Resource events were organized by Lincoln Co Extension’s Beatriz Botello in collaboration with fire departments, city emergency managers, and Sheriff’s Department and city police departments (programming delivered in/translated to Spanish)

Master Food Preservation

- 3 Staff have completed training to become Master Food Preservers. Workshop planning and needs assessments will be happening this spring/summer

SNAP Education and Family and Community Health

- Collaboration and partnership with 20 community agencies in Lincoln County and participation in 4 coalitions to support recruitment and nutrition education delivery.
- Reached out to 5,377 throughout direct and indirect SNAP-ED and Family and Community Health programs activities.
- \$160,000 in funding from the USDA Rural Health and Safety Education grant funds (2021-2023), which provided funds to increase access to mental health and substance use prevention for Spanish-speaking audiences in Lincoln County as part of the “Coast to Forest” project. In July and August 2023, 23 people in Lincoln County were trained in Mental Health First Aid trainings in Spanish (Primeros Auxilios de Salud Mental).
- Connected with older adult populations through the Newport Senior Center, Lincoln City Park and Recreation, Lincoln County Housing Authority Senior Housing and Oregon Coast Learning Institute.
- Supported two rural schools, Eddyville School, and Career Tech High School, with Farm to School grant (\$4000) to increase access to garden grow food and opportunities to learn about agricultural business.

- Held 4 Resource Café events as part of the 2-year ARPA (American Rescue Plan Act) funding to reach underserved communities through community educational events. Reaching about 70 people at each event.
- Cooking Matters tours at the Farmer's Market and Chester's Store and monthly Food Hero tasting have been provided at the Newport Senior Center.

Oregon Sea Grant and Sea Grant Coastal Hazards

- Multiple Fishermen First Aid and Safety (FFAST) trainings were held in Newport in 2023. Building from the principles of Wilderness First Aid, but customized for the fishing fleet, FFAST courses provide fishing crews the knowledge needed to help prevent, analyze, and treat (where appropriate) the injuries and illnesses most likely to affect our fishing community. Such skills are crucial when help may be hours or even days away. These courses are offered to commercial fishing crew members and captains free of charge, and they also receive a (free) first-aid kit that we have designed specifically for fishing vessels. Worked with SNAP-Ed to develop a nutrition module for the FFAST safety training program, which aims to reduce injuries on commercial fishing vessels. Commercial fishing requires high levels of energy expenditure while at sea and workers are at high risk of injury.
- Shop at the Dock continues to be incredibly popular, and we held the event on Fridays through July and August 2023.
- Oregon Sea Grant actively works with community partners to advance local marine industries, including fishing and aquaculture, through workforce development programs, the development of business tools, the distribution of more than 175 personal floatation devices to our local fishing fleet, and support for consumers interested in local seafood products (<https://www.eatoregonseafood.org>).
- Lincoln County Readiness Fair: Coastal Hazards and Wildfire, Lincoln County Readiness Fair, Lincoln City, Oregon, Duration: 4 hours, Face to Face, Youth Contacts: 25, Adult Contacts: 75. Sea Grant/Coastal Hazards and Forestry & Natural Resources Extension/Fire Program provided printed materials on multiple hazards and preparedness. In addition to printed materials, Sea Grant/Extension Faculty provided one-on-one consultation with individuals, families, and elected officials related to multiple hazards.
- Partnering with the Department of Geology and Mineral Industries to develop a custom made tsunami evacuation route map to be displayed in each hotel room for La Quinta Inn & Suites, Newport. The discussion started in December 2023 and the custom map will be ready soon. This effort will inform and better prepare Oregon coast visitors to a future Cascadia Subduction Zone event.
- Member of the South Beach Disaster Community Cache Planning Group, Newport, Oregon. (September 2023 - Present). The caches at these sites are being filled with water, food, medical, sanitation, and shelter supplies intended to support those who work, live, and play in the South Beach community for up to two days after an earthquake and tsunami event. All supplies have been donated to this community effort.

SUPPLEMENTAL INFORMATION

[Lincoln County | OSU Extension Service \(oregonstate.edu\)](https://oregonstate.edu)



Siletz Area Enhanced Law Enforcement Fund

BUDGET ORG

Fund: 230 Siletz Law Enforcement Operations
Dept: 230 Siletz Law Enforcement Operations
Category: Public Safety

KEY STAFF

Sheriff Curtis Landers (Elected Official)
Lieutenant Karl Vertner, Patrol Commander

OVERVIEW

The Lincoln County Sheriff's Office provides 80 hours of dedicated patrol services to the geographical area of the Siletz Rural Protection Fire District in collaboration with funding from Confederated Tribes of Siletz Indians and a special taxing district within Siletz Fire District. Coverage is 40 hours on day shift and 40 hours on nights.

MAJOR ACTIVITIES

- Law Enforcement Services
- Community Education
- Confederated Tribes of Siletz Indians meetings and activities

FUNDING SOURCES

- Confederated Tribes of Siletz Indians
- Property tax within the boundaries of the Siletz Rural Fire Protection District

REVENUE & EXPENDITURE SUMMARY

Siletz Area Enhanced Law Enforcement District Expenses & Rev

	ACTUALS			FY24 ADOPTED BUDGET	FY 25 ADOPTED BUDGET		% Change
	FY2021	FY2022	FY2023	FY2024	FY2025	\$ Variance	
Revenues							
Beginning Balance	\$221,050	\$237,012	\$306,699	\$368,552	\$396,763	\$28,211	7%
Intergovernmental - Local	\$115,565	\$161,814	\$128,443	\$184,655	\$182,809	-\$1,846	-1%
Miscellaneous	\$69	\$45	\$153	\$200	\$363	\$163	45%
Other Taxes & Land Sales	-	-	-	-	\$0	\$0	-
Property Taxes	\$236,334	\$243,176	\$251,637	\$250,000	\$254,866	\$4,866	2%
REVENUES TOTAL	\$573,018	\$642,046	\$686,933	\$803,407	\$834,801	\$31,394	4%
Expenses							
Furniture & Equipment <\$10K	-	-	\$52	-	\$35,700	\$35,700	100%
Office Expense	\$397	\$435	\$50	-	\$500	\$500	100%
Other Contract Services	\$2,150	\$1,329	\$4,000	\$2,479	\$2,479	\$0	0%
Internal Service Charges	\$333,460	\$333,582	\$350,246	\$366,831	\$365,618	-\$1,213	0%
Contingency	-	-	-	\$434,097	\$430,504	-\$3,593	-1%
EXPENSES TOTAL	\$336,007	\$335,346	\$354,348	\$803,407	\$834,801	\$31,394	4%
Revenues less Expenses	\$237,012	\$306,699	\$332,585	\$0	\$0	-	-

RECENT ACCOMPLISHMENTS

- Updated contract with stakeholders
- Cooperation with Confederated Tribes of Siletz Indians to act as Sergeant of Arms for Tribal Elections
- Ongoing monthly meetings with stakeholders

GOALS & OBJECTIVES

- Continue gaining trust of stakeholders
- Develop more way to show transparency to stakeholders
- Acquire Radar Speed Signs in specified zones in enhanced law enforcement district

DEPARTMENT METRICS

- 1,458 calls for service
- Average Response Time to calls for service - 12:34
- 80 criminal Investigations
- 32 criminal arrest



Transit District Fund

BUDGET ORG

Fund: 204 Transit District Fund
Dept: 115 Transit Administration
Category: Community Services

KEY STAFF

Cynda Bruce, Transit Director

OVERVIEW

Lincoln County Transit provides safe, reliable, and accessible public transit to visitors and residents of Lincoln County. The services include a scheduled stop bus system along the Hwy 20, Hwy 101 and Hwy 18 corridors, outlying cities, and communities. City loop bus services are offered in Newport and Lincoln City within the city boundaries. Our door-to-door services, commonly known as “dial-a-ride”, enables residents and visitors to obtain service to meet medical, recreation and other needs and services. All services are open to the general public.

In 2019 the Transit District began enhancing services with funding created through HB-2017, known as STIF (Statewide Transportation Improvement Funds). Current service increases include Sunday and holiday service on the Lincoln City Loop, student transportation and expanded west side service in Siletz. Other services recently implemented from this funding include Sunday bus service on the south county and east county (Blue Line) inter-community routes. These two services add 936 hours of service annually for residents and visitors alike.

MAJOR ACTIVITIES

- Dial-A-Ride bus service
- Inter-city service
- Inter-community service
- City loop services

FUNDING SOURCES

- Property tax base (00.0975 cents per thousand)
- State funding
- Federal funding
- Confederated Tribes of Siletz Indians
- Cities of Newport and Lincoln City
- Bus fares

REVENUE & EXPENDITURE SUMMARY

Transit District Fund Revenues vs Expenses

	ACTUALS			FY24 ADOPTED BUDGET	FY 25 ADOPTED BUDGET		% Change
	FY2021	FY2022	FY2023	FY2024	FY2025	\$ Variance	
Revenues							
Beginning Balance	\$2,965,406	\$3,664,518	\$5,031,273	\$6,266,713	\$5,639,617	-\$627,096	-11%
Charges For Services	\$516,819	\$511,597	\$478,353	\$490,885	\$541,203	\$50,318	9%
Intergovernmental - Federal	\$1,698,235	\$1,295,787	\$586,007	\$1,034,120	\$1,226,851	\$192,731	16%
Intergovernmental - State	\$739,950	\$914,877	\$857,164	\$926,756	\$953,694	\$26,938	3%
Miscellaneous	\$40,955	\$52,919	\$184,834	\$105,000	\$193,000	\$88,000	46%
Other Taxes & Land Sales	-	-	-	-	\$0	\$0	-
Property Taxes	\$786,415	\$831,866	\$853,800	\$855,000	\$883,000	\$28,000	3%
REVENUES TOTAL	\$6,747,781	\$7,271,564	\$7,991,432	\$9,678,474	\$9,437,365	-\$241,109	-3%
Expenses							
Elected Officials	-	-	-	-	\$0	\$0	-
Non-Represented	\$295,319	\$312,536	\$330,492	\$358,010	\$441,137	\$83,127	19%
Represented	\$548,049	\$650,427	\$570,392	\$1,104,363	\$1,246,768	\$142,405	11%
Part Time	\$56,676	\$30,023	\$35,574	\$90,169	\$35,000	-\$55,169	-158%
Holiday & Special Rate Pay	\$360	\$375	\$345	\$360	\$360	\$0	0%
Overtime	\$33,990	\$48,654	\$60,458	\$60,367	\$40,000	-\$20,367	-51%
Retirement	\$99,421	\$115,300	\$108,288	\$163,721	\$189,069	\$25,348	13%
Insurance	\$203,226	\$220,419	\$187,381	\$596,381	\$643,221	\$46,840	7%
Other Personnel Expenses	\$128,902	\$123,381	\$104,226	\$163,393	\$191,122	\$27,729	14%
Furniture & Equipment <\$10K	\$608	\$249	\$1,446	\$49,000	\$28,000	-\$21,000	-75%
Office Expense	\$19,115	\$18,671	\$23,030	\$58,200	\$72,000	\$13,800	19%
Other Contract Services	\$104,422	\$54,880	\$81,605	\$667,650	\$561,499	-\$106,151	-19%
Program Expenses	\$42,325	\$37,595	\$26,759	\$233,500	\$203,500	-\$30,000	-15%
Rent & Facilities Expense	\$2,400	\$2,400	\$4,800	\$4,800	\$4,800	\$0	0%
Training & Professional Development	\$4,225	\$2,374	\$780	\$10,500	\$28,000	\$17,500	63%
Travel	\$170	\$137	\$681	\$29,500	\$7,500	-\$22,000	-293%
Capital Expenditures	\$975,995	\$0	\$557,277	\$2,665,429	\$2,450,000	-\$215,429	-9%
Internal Service Charges	\$568,060	\$622,872	\$712,146	\$888,398	\$1,046,628	\$158,230	15%
Transfers Out	\$0	-	\$0	\$1,235,000	\$0	-\$1,235,000	-
Contingency	-	-	-	\$1,299,733	\$1,048,761	-\$250,972	-24%
Unappropriated	-	-	-	-	\$1,200,000	\$1,200,000	100%
EXPENSES TOTAL	\$3,083,263	\$2,240,291	\$2,805,681	\$9,678,474	\$9,437,365	-\$241,109	-3%
Revenues less Expenses	\$3,664,518	\$5,031,273	\$5,185,751	\$0	\$0	-	-

RECENT ACCOMPLISHMENTS

- Sunday service was implemented on the south county and east county (Blue Line) inter-community routes. Both service enhancements began December 2023.
- Assisted in weather related evacuations.
- Implemented additional driver training.

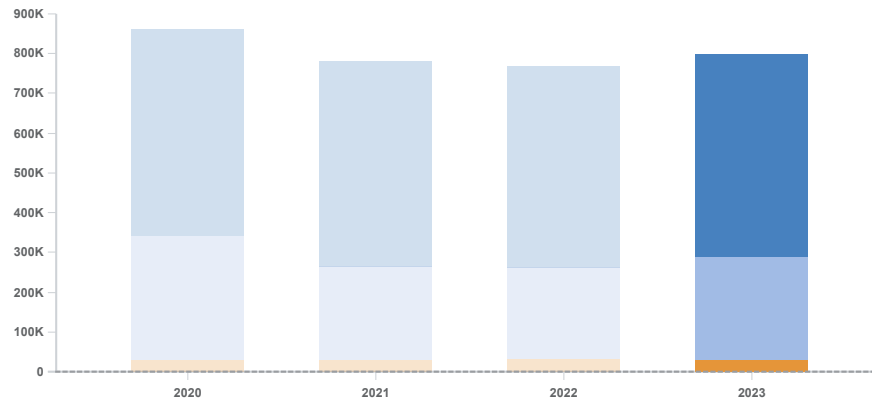
GOALS & OBJECTIVES

- To undertake a rebranding and marketing campaign that will enhance visibility and make Lincoln County Transit more user friendly.
- Implement a new Waldport city bus loop.
- Build a new transit hub in Waldport to provide community access to transit services.
- Purchase four replacement transit buses.
- Install adequate bus stop signage throughout Lincoln County.

DEPARTMENT METRICS

Transit Metrics

Data Updated Apr 02, 2024, 11:32 PM



797,585.78

Transit Metrics in 2023

Workforce Summary

Transit Administration

DEPARTMENT	FY2024	FY2025
FTE		
TRANSIT ADMINISTRATION	31	32.7
FTE	31	32.7

SIGNIFICANT CHANGES

The suggested expansions and new services were the result of input from Lincoln County residents through surveys, public outreach and public meetings. Significant changes to this budget include substantial increases in property/liability insurance coverage, indirect cost allocation for services provided by county departments and continuing education to be utilized for driver/staff training.

SUPPLEMENTAL INFORMATION

[Transit News & Updates | Lincoln County Oregon](#)



Solid Waste District Fund

BUDGET ORG

Fund: 210 Solid Waste District
Dept: 809 Forest Enforcement and 810 Operations
Category: Community Services

KEY STAFF

Mikel Diwan, Public Works Director
Paul Seitz, Solid Waste District Manager

OVERVIEW

The Solid Waste District oversees county-wide collaboration of solid waste management programs mandated by state law. It also administers the Forest Enforcement Program and coordinates county-wide illegal dumping and litter cleanup programs. Beginning in FY24, the District also began assisting with management of the Solid Waste Consortium and administration of the local landfill closure permit.

MAJOR ACTIVITIES

- Produces regional reduce, reuse, recycle and sustainability displays and publications.
- Coordinates regional community events, cleanup events, and household hazardous waste collections.
- Administration of the Forest Enforcement Program.
- Promotes and assist with Illegal dumping prevention.
- Primary facilitator for Abandoned RV Abatement Program (ARVAP).

FUNDING SOURCES

- \$4 per ton tipping fee for solid waste collections.
- Contract with the Association of Concerned Landowners.
- ODFW Access and Habitat Grant.
- USFS agreements for forest monitoring and clean-ups.

REVENUE & EXPENDITURE SUMMARY

Solid Waste District Expenses & Revenues

	ACTUALS			FY24 ADOPTED BUDGET	FY 25 ADOPTED BUDGET		
	FY2021	FY2022	FY2023	FY2024	FY2025	\$ Variance	% Change
Revenues							
Beginning Balance	\$618,166	\$691,834	\$970,490	\$1,030,135	\$1,248,244	\$218,109	17%
Charges For Services	\$355,427	\$513,351	\$762,697	\$493,068	\$444,000	-\$49,068	-11%
Fines	-	-	-	-	\$0	\$0	-
Intergovernmental - Local	-	-	-	-	\$0	\$0	-
Intergovernmental - Other	-	\$426	-	-	\$0	\$0	-
Intergovernmental - State	\$27,000	\$42,000	\$31,000	\$31,000	\$31,000	\$0	0%
Miscellaneous	\$5,274	\$5,818	\$57,433	\$26,500	\$260,000	\$233,500	90%
REVENUES TOTAL	\$1,005,868	\$1,253,429	\$1,821,620	\$1,580,703	\$1,983,244	\$402,541	20%
Expenses							
Elected Officials	-	-	-	-	\$0	\$0	-
Non-Represented	\$68,658	\$72,866	\$77,079	\$81,577	\$86,580	\$5,003	6%
Represented	-	-	-	-	\$0	\$0	-
Part Time	-	-	-	-	\$5,000	\$5,000	100%
Holiday & Special Rate Pay	-	-	-	-	\$0	\$0	-
Retirement	\$8,092	\$8,633	\$8,996	\$9,513	\$10,064	\$551	5%
Insurance	\$19,347	\$21,071	\$20,918	\$23,681	\$23,800	\$119	1%
Other Personnel Expenses	\$6,579	\$7,436	\$6,801	\$8,921	\$7,998	-\$923	-12%
Furniture & Equipment <\$10K	\$612	-	\$3,148	\$2,000	\$2,000	\$0	0%
Office Expense	\$6,503	\$11,018	\$16,892	\$18,150	\$19,000	\$850	4%
Other Contract Services	\$164,209	\$138,803	\$193,418	\$284,711	\$268,500	-\$16,211	-6%
Program Expenses	\$298	\$2,409	\$121,134	\$486,450	\$601,167	\$114,717	19%
Rent & Facilities Expense	\$2,400	\$2,400	\$2,400	\$2,400	\$2,400	\$0	0%
Training & Professional Development	\$148	\$624	\$295	\$350	\$500	\$150	30%
Travel	\$495	-	-	\$1,700	\$1,000	-\$700	-70%
Capital Expenditures	\$21,888	-	-	-	\$0	\$0	-
Internal Service Charges	\$14,805	\$17,679	\$21,470	\$21,825	\$32,325	\$10,500	32%
Contingency	-	-	-	\$639,426	\$922,910	\$283,484	31%
EXPENSES TOTAL	\$314,034	\$282,939	\$472,552	\$1,580,704	\$1,983,244	\$402,540	20%
Revenues less Expenses	\$691,834	\$970,490	\$1,349,068	-\$1	\$0	-	-

RECENT ACCOMPLISHMENTS

- Introduced and funded the Abandoned RV Abatement Program (ARVAP) in cooperation with local cities and law enforcement. The program was expanded in Fall 2023 to include US Forest Service land and access routes.
- Collaborated with the Master Gardener Program to design and publish a Household Hazardous Waste reduction booklet called Insect Pest and Heroes.
- Expanded Community Cache partnerships and the cache of tools to support community litter cleanup programs.
- Continued to host annual HHW Event and Old Tire Roundup, as well as publish the *Coastal Character* Newsletter and the *Compost At Home* booklet.

GOALS & OBJECTIVES

- Continue goals of the Abandoned RV Abatement Program.
- Expand publications of relevant materials for public information.
- Evaluate potential for assisting with cleanups on private lands.

DEPARTMENT METRICS

- Removed and destroyed 32 RVs (motorhomes, travel trailers, campers, and boats) under the ARVAP program in FY 2023-24.
- Served 147 cars at the household hazardous waste event held at the Waldport Transfer Station.
- Collected and recycled 2,200 tires at the annual Old Tire Roundup.

Workforce Summary

Solid Waste District Operations

DEPARTMENT	FY2024	FY2025
FTE		
SOLID WASTE DISTRICT OPERATIONS	1	1
FTE	1	1

SIGNIFICANT CHANGES

- Received Board approval in FY24 to fund ARVAP (In Progress).
- Expected increase to USFS agreement of up to \$200,000 in FY25.
- Cost of Forest Enforcement Officer contract up approximately 40% in FY25.



Budgeted Positions

OVERVIEW

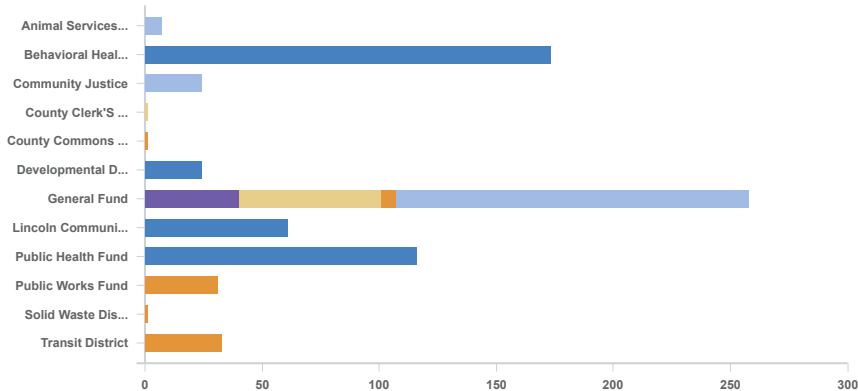
Personnel changes are constant, so the County establishes a cutoff for budget purposes. Filled and authorized (not frozen or abolished) vacant positions as of April 1, 2024 were used to establish the Personnel Services budgets for the County's departments. Department managers are free to change, eliminate, or add to positions on this listing, but will need to manage to Personnel Services budgets established.

Authorized vacant positions are budgeted at Step 1, with full family benefits, but no other wage modifiers such as interpreter stipends, assignment adjustments such as Field Training Officer, or training/educational enhancements.

Position Count by Fund & Function

Position Count by Fund & Function Graph

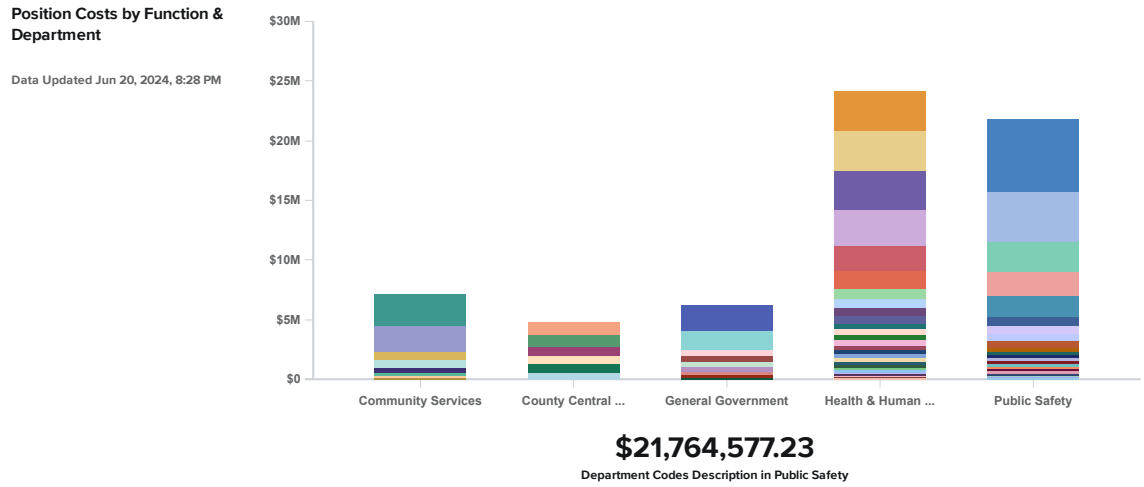
Data Updated Jun 20, 2024, 8:28 PM



33

Department Function in Transit District

Positions are distributed across the County's operating funds and special districts. The General Fund is home to most of the County's 600+ positions, with most of the rest in Health and Human Services funds. The remaining positions are associated with other operating funds or Special Districts.



FTE by Department

DEPARTMENT	2023-24	2024-25	Total
ADDICTIONS PREVENTION	1.05	0.6	1.65
ADULT MENTAL HEALTH SERVICES	26.8	29.87	56.67
ANIMAL CONTROL	2	2	4
ANIMAL SHELTER	5	5	10
ASSESSOR	20	20	40
BH HOUSING	0	2	2
BOARD OF COMMISSIONERS	3	3	6
CHILD SUPPORT ENFORCEMENT	2.8	2.8	5.6
CHILD, ADOLESCENT & FAMILY SERVICES	17.05	25.46	42.51
CHOICE MODEL/ACT SERVICES	3.63	1.15	4.78
CLERK RECORDS & ADMINISTRATION	4.6	4.8	9.4
CO-OCCURRING DISORDERS/DUAL DIAGNOSIS SERVICES	2.55	3.6	6.15
COMMUNICABLE DISEASE	1.25	1.35	2.6
COMMUNITY CORRECTIONS (P&P)	15.95	15.2	31.15
COUNTY ADMINISTRATION	5	6	11
COUNTY CLERK'S RECORDS	0.4	0.2	0.6
COUNTY COMMONS FACILITIES	0	1	1
COUNTY COUNSEL	4	4	8
COUNTY JAIL	44	44	88
COVID RESPONSE	4.3	3.15	7.45
CRISIS SERVICES	20.3	18.37	38.67
DISTRICT ATTORNEY	23.3	23.3	46.6
DOWNWARD DEPARTURE PROGRAM	1.35	1.7	3.05
DRUG COURT/SPECIALTY COURTS	0.85	1	1.85
ELECTIONS	1	1	2
EMERGENCY SERVICES	2	2	4
ENVIRONMENTAL HEALTH	2.6	2.8	5.4
FACILITIES MANAGEMENT	5.4	5.4	10.8
FINANCE & ACCOUNTING	7.75	8.25	16
FLEET SERVICES	5.8	5.8	11.6
GIS SERVICES	2	2	4
HB 3194 FUNDING/TRANSITIONAL HOUSING	2.75	2	4.75

DEPARTMENT	2023-24	2024-25	Total
HHS - ADMINISTRATIVE SERVICES	23.4	27.4	50.8
HHS - HARM REDUCTION	3.85	3.65	7.5
HHS EMERGENCY PREPAREDNESS	0.3	0.5	0.8
HUMAN RESOURCES	5	5	10
IMMUNIZATION ACTION PROGRAM	0.2	0	0.2
INFORMATION TECHNOLOGY	9.2	9.2	18.4
INTELLECTUAL & DEVEL DISABILITIES PROGRAM	13.05	13.05	26.1
JAIL HEALTH SERVICES	6	6	12
JUVENILE DETENTION & SHELTER	21.8	20.3	42.1
MARINE PATROL	2	2	4
MATERNAL/CHILD HEALTH HOME VISITING	5.4	5.6	11
MY SISTER'S PLACE GRANT	0.75	0.75	1.5
NURSE FAMILY PARTNERSHIP	4	3.5	7.5
OBAT (OFFICE BASED ADDICTION TREATMENT)	5.3	3.2	8.5
P&P WORK CREW	2.5	2.5	5
PARENTS AS TEACHERS PROGRAM	3.4	3.7	7.1
PARKS	3	3	6
PATROL & INVESTIGATIONS	29	29	58
PH MODERNIZATION AND ACCREDITATION	5.45	6.7	12.15
PLANNING & DEVELOPMENT	12	13	25
PRIMARY CARE HEALTH CENTERS	25.15	29.31	54.46
PUBLIC HEALTH - PREVENTION	0.05	0.4	0.45
ROADS - ENGINEERS OFFICE	5	5	10
ROADS - GENERAL MAINTENANCE	20	20	40
SAFE DRINKING WATER	0.35	0.35	0.7
SCHOOL-BASED HEALTH CENTERS	2.25	2.89	5.14
SHERIFF'S OFFICE ADMINISTRATION	4	4	8
SHERIFF'S SUPPORT SERVICES	7	7	14
SOLID WASTE DISPOSAL	0.6	0.95	1.55
SOLID WASTE DISTRICT OPERATIONS	1	1	2
SOLID WASTE/FOREST CONTRACT	1	1	2
STEPPING UP INITIATIVE GRANT	1	1	2
SURVEYOR	4	4	8
TAX COLLECTOR	3	3	6
TOBACCO EDUCATION/PREVENTION GRANT	1.2	2.1	3.3
TRANSIT ADMINISTRATION	31	32.7	63.7
TREASURER	2	2	4
VA COMMUNITY-BASED OUTPATIENT CENTER	4.95	5.4	10.35
VETERANS' SERVICES	3	3	6
VICTIM'S ASSISTANCE PROGRAM	0.25	0.5	0.75
VITAL STATISTICS	0.65	0.75	1.4
VOCA GRANT	1.75	1.5	3.25
WINTER SHELTER	0	2	2
WOMEN, INFANTS & CHILDREN PROGRAM	4.2	5.4	9.6
TOTAL	517.48	542.1	1,059.58



Pay Plans

KEY STAFF

Vacant, Assistant Finance Director
David Collier, Human Resources Director

OVERVIEW

Pay plans are established effective July 1 of every fiscal year based on the collective bargaining agreements in effect. Employees who are not represented by bargaining agreements typically receive pay adjustments that are in line with represented employees, but at the discretion of the Board of Commissioners. Elected Officials pay is established by the Compensation committee, which is made of 3 Lincoln County residents.

Lincoln County has 3 collective bargaining units as follows:

- Lincoln County Employees Association (LCEA)
 - General
 - Deputy District Attorneys (DDA)
 - Roads
 - Transit
- Fraternal Order of Parole & Probation Officers (FOPPO)
- Lincoln County Deputies Association (LCDA)

Fair Labor Standards Act (FLSA) exempt employees are not eligible for overtime. Employees in this classification include Elected Officials, appointed Directors, and some represented employees. Employees in this group have pay plans that show an annual wage, which is paid according to the County's pay frequency (currently bi-weekly). All other employees are overtime eligible and their pay plans show hourly rates.

Elected Officials - FLSA Exempt

Elected Officials - FLSA Exempt

Effective: July 1, 2024

Annual salary paid based on pay frequency

Position	Step 1	Step 2	Step 3	Step 4	Step 5	Step 6	Step 7	Step 8	Step 9	Step 10	Step 11	Pay Grade
Clerk & Treasurer	91,791	93,168	94,566	95,984	97,424	98,885	100,368	101,874	103,402	104,953	106,527	E01
Commissioner	93,896	95,304	96,734	98,185	99,658	101,153	102,670	104,210	105,773	107,360	108,970	E02
Sheriff *	-	-	-	-	-	-	-	-	-	-	-	E03
District Attorney **	26,254	26,648	27,048	27,454	27,866	28,284	28,708	29,139	29,576	30,020	30,470	E04
Assessor	96,401	97,847	99,315	100,805	102,317	103,852	105,410	106,991	108,596	110,225	111,878	E05

* Sheriff Salary is based upon the compensation of their subordinates. Contact Finance for details.

** This figure represents the County's Supplement to the District Attorney's State salary

Lincoln County Pay Plan

Appointed Directors

Effective: July 1, 2023

Annual salary paid based on pay frequency

Employees will receive an additional 1% over base pay after 10 years of service and an additional 2.5% over base pay after 20 years of service

Range	Level	Step 1	Step 2	Step 3	Step 4	Step 5	Step 6	Step 7	Step 8	Step 9	Step 10	Step 11	Pay Grade
20	Base	85,672	88,242	90,889	93,616	96,424	99,317	102,297	105,366	108,527	111,783	115,136	D06
20	L10	86,529	89,124	91,798	94,552	97,388	100,310	103,320	106,420	109,612	112,901	116,287	D07
20	L20	87,814	90,448	93,161	95,956	98,835	101,800	104,854	108,000	111,240	114,578	118,014	D08
21	Base	92,526	95,302	98,161	101,106	104,139	107,263	110,481	113,795	117,209	120,725	124,347	D09
21	L10	93,451	96,255	99,143	102,117	105,180	108,336	111,586	114,933	118,381	121,932	125,590	D10
21	L20	94,839	97,685	100,615	103,634	106,742	109,945	113,243	116,640	120,139	123,743	127,456	D11
22	Base	99,928	102,926	106,014	109,194	112,470	115,844	119,319	122,899	126,586	130,384	134,296	D12
22	L10	100,927	103,955	107,074	110,286	113,595	117,002	120,512	124,128	127,852	131,688	135,639	D13
22	L20	102,426	105,499	108,664	111,924	115,282	118,740	122,302	125,971	129,751	133,644	137,653	D14
23	Base	107,922	111,160	114,495	117,930	121,468	125,112	128,865	132,731	136,713	140,814	145,038	D15
23	L10	109,001	112,272	115,640	119,109	122,683	126,363	130,154	134,058	138,080	142,222	146,488	D16
23	L20	110,620	113,939	117,357	120,878	124,505	128,240	132,087	136,049	140,131	144,334	148,664	D17
24	Base	116,556	120,053	123,655	127,365	131,186	135,122	139,176	143,351	147,652	152,082	156,644	D18
24	L10	117,722	121,254	124,892	128,639	132,498	136,473	140,568	144,785	149,129	153,603	158,210	D19
24	L20	119,470	123,054	126,746	130,549	134,466	138,500	142,655	146,935	151,343	155,884	160,560	D20
25	Base	125,880	129,656	133,546	137,552	141,679	145,929	150,307	154,816	159,460	164,244	169,171	D21
25	L10	127,139	130,953	134,881	138,928	143,096	147,388	151,810	156,364	161,055	165,886	170,863	D22
25	L20	129,027	132,897	136,885	140,991	145,221	149,577	154,065	158,686	163,447	168,350	173,400	D23
26	Base	135,950	140,029	144,230	148,557	153,014	157,604	162,332	167,202	172,218	177,385	182,707	D24
26	L10	137,310	141,429	145,672	150,043	154,544	159,180	163,955	168,874	173,940	179,159	184,534	D25
26	L20	139,349	143,530	147,836	152,271	156,839	161,544	166,390	171,382	176,523	181,820	187,275	D26
27	Base	146,826	151,231	155,768	160,441	165,254	170,212	175,318	180,578	185,995	191,575	197,322	D27
27	L10	148,294	152,743	157,326	162,045	166,907	171,914	177,071	182,384	187,855	193,491	199,295	D28
27	L20	150,497	155,012	159,662	164,452	169,385	174,467	179,701	185,092	190,645	196,364	202,255	D29

Lincoln County Pay Plan
Non-Represented Employees - FLSA Exempt

Effective: July 1, 2023

Annual salary paid based on pay frequency

Employees will receive an additional 1% over base pay after 10 years of service and an additional 2.5% over base pay after 20 years of service

Range	Level	Step 1	Step 2	Step 3	Step 4	Step 5	Step 6	Step 7	Step 8	Step 9	Step 10	Step 11	Pay Grade
14	Base	55,057	56,709	58,410	60,162	61,967	63,826	65,741	67,713	69,744	71,836	73,991	N20
14	U10	55,608	57,276	58,994	60,764	62,587	64,464	66,398	68,390	70,441	72,554	74,731	N21
14	U20	56,433	58,127	59,870	61,666	63,516	65,422	67,385	69,406	71,488	73,632	75,841	N22
15	Base	59,462	61,246	63,083	64,975	66,924	68,932	71,000	73,130	75,324	77,584	79,912	N23
15	U10	60,057	61,858	63,714	65,625	67,593	69,621	71,710	73,861	76,077	78,360	80,711	N24
15	U20	60,949	62,777	64,660	66,599	68,597	70,655	72,775	74,958	77,207	79,524	81,910	N25
16	Base	64,219	66,146	68,130	70,174	72,279	74,447	76,680	78,980	81,349	83,789	86,303	N26
16	U10	64,861	66,807	68,811	70,876	73,002	75,191	77,447	79,770	82,162	84,627	87,166	N27
16	U20	65,824	67,800	69,833	71,928	74,086	76,308	78,597	80,955	83,383	85,884	88,461	N28
17	Base	69,357	71,438	73,581	75,788	78,062	80,404	82,816	85,300	87,859	90,495	93,210	N29
17	U10	70,051	72,152	74,317	76,546	78,843	81,208	83,644	86,153	88,738	91,400	94,142	N30
17	U20	71,091	73,224	75,421	77,683	80,014	82,414	84,886	87,433	90,055	92,757	95,540	N31
18	Base	74,906	77,153	79,468	81,852	84,308	86,837	89,442	92,125	94,889	97,736	100,668	N32
18	U10	75,655	77,925	80,263	82,671	85,151	87,705	90,336	93,046	95,838	98,713	101,675	N33
18	U20	76,729	79,082	81,455	83,898	86,416	89,008	91,678	94,428	97,261	100,179	103,185	N34
19	Base	80,898	83,325	85,825	88,400	91,052	93,784	96,598	99,496	102,481	105,555	108,722	N35
19	U10	81,707	84,158	86,683	89,284	91,963	94,722	97,564	100,491	103,506	106,611	109,809	N36
19	U20	82,920	85,408	87,971	90,610	93,328	96,129	99,013	101,983	105,043	108,194	111,440	N37
20	Base	87,370	89,991	92,691	95,472	98,336	101,286	104,325	107,455	110,679	113,999	117,419	N38
20	U10	88,244	90,891	93,618	96,427	99,319	102,299	105,368	108,530	111,786	115,139	118,593	N39
20	U20	89,554	92,241	95,008	97,859	100,794	103,818	106,933	110,141	113,446	116,849	120,354	N40
21	Base	94,360	97,191	100,107	103,110	106,203	109,389	112,671	116,051	119,533	123,119	126,813	N41
21	U10	95,304	98,163	101,108	104,141	107,265	110,483	113,798	117,212	120,728	124,350	128,081	N42
21	U20	96,719	99,621	102,610	105,688	108,858	112,124	115,488	118,952	122,521	126,197	129,983	N43
22	Base	101,909	104,966	108,115	111,358	114,699	118,140	121,684	125,335	129,095	132,968	136,957	N45
22	U10	102,928	106,016	109,196	112,472	115,846	119,321	122,901	126,588	130,386	134,298	138,327	N46
22	U20	104,457	107,590	110,818	114,142	117,566	121,094	124,726	128,468	132,322	136,292	140,381	N47
23	Base	110,062	113,364	116,765	120,268	123,876	127,592	131,420	135,363	139,424	143,607	147,915	N48
23	U10	111,163	114,498	117,933	121,471	125,115	128,868	132,734	136,717	140,818	145,043	149,394	N49
23	U20	112,814	116,198	119,684	123,275	126,973	130,782	134,706	138,747	142,910	147,197	151,613	N50
24	Base	118,867	122,433	126,106	129,889	133,786	137,800	141,934	146,192	150,578	155,095	159,748	N51
24	U10	120,056	123,657	127,367	131,188	135,124	139,178	143,353	147,654	152,084	156,646	161,345	N52
24	U20	121,839	125,494	129,259	133,136	137,131	141,245	145,482	149,847	154,342	158,972	163,742	N53
25	Base	128,376	132,227	136,194	140,280	144,488	148,823	153,288	157,887	162,624	167,503	172,528	N54
25	U10	129,660	133,549	137,556	141,683	145,933	150,311	154,821	159,466	164,250	169,178	174,253	N55
25	U20	131,585	135,533	139,599	143,787	148,100	152,544	157,120	161,834	166,690	171,691	176,841	N56
26	Base	138,646	142,805	147,089	151,502	156,047	160,728	165,550	170,517	175,633	180,902	186,329	N57
26	U10	140,032	144,233	148,560	153,017	157,607	162,335	167,206	172,222	177,389	182,711	188,192	N58
26	U20	142,112	146,375	150,766	155,290	159,948	164,746	169,689	174,780	180,024	185,425	190,987	N59

Lincoln County Pay Plan
Non-Represented Employees - FLSA OT Eligible

Effective: July 1, 2023

Annual salary paid based on pay frequency

Employees will receive an additional 1% over base pay after 10 years of service and an additional 2.5% over base pay after 20 years of service

Range	Level	Step 1	Step 2	Step 3	Step 4	Step 5	Step 6	Step 7	Step 8	Step 9	Step 10	Step 11	Pay Grade
1	Base	9.74	10.03	10.33	10.64	10.96	11.29	11.63	11.98	12.34	12.71	13.09	N01
1	LI10	9.84	10.13	10.43	10.75	11.07	11.40	11.75	12.10	12.46	12.84	13.22	not used
1	LI20	9.98	10.28	10.59	10.91	11.23	11.57	11.92	12.28	12.65	13.03	13.42	not used
2	Base	10.52	10.84	11.17	11.51	11.86	12.22	12.59	12.97	13.36	13.76	14.17	N02
2	LI10	10.63	10.95	11.28	11.63	11.98	12.34	12.72	13.10	13.49	13.90	14.31	not used
2	LI20	10.78	11.11	11.45	11.80	12.16	12.53	12.90	13.29	13.69	14.10	14.52	not used
3	Base	11.36	11.70	12.05	12.41	12.78	13.16	13.55	13.96	14.38	14.81	15.25	N03
3	LI10	11.47	11.82	12.17	12.53	12.91	13.29	13.69	14.10	14.52	14.96	15.40	not used
3	LI20	11.64	11.99	12.35	12.72	13.10	13.49	13.89	14.31	14.74	15.18	15.63	not used
4	Base	12.27	12.64	13.02	13.41	13.81	14.22	14.65	15.09	15.54	16.01	16.49	N04
4	LI10	12.39	12.77	13.15	13.54	13.95	14.36	14.80	15.24	15.70	16.17	16.65	not used
4	LI20	12.58	12.96	13.35	13.75	14.16	14.58	15.02	15.47	15.93	16.41	16.90	not used
5	Base	13.25	13.65	14.06	14.48	14.91	15.36	15.82	16.29	16.78	17.28	17.80	N05
5	LI10	13.38	13.79	14.20	14.62	15.06	15.51	15.98	16.45	16.95	17.45	17.98	not used
5	LI20	13.58	13.99	14.41	14.84	15.28	15.74	16.22	16.70	17.20	17.71	18.25	not used
6	Base	14.31	14.74	15.18	15.64	16.11	16.59	17.09	17.60	18.13	18.67	19.23	N06
6	LI10	14.45	14.89	15.33	15.80	16.27	16.76	17.26	17.78	18.31	18.86	19.42	not used
6	LI20	14.67	15.11	15.56	16.03	16.51	17.00	17.52	18.04	18.58	19.14	19.71	not used
7	Base	15.45	15.91	16.39	16.88	17.39	17.91	18.45	19.00	19.57	20.16	20.76	N07
7	LI10	15.60	16.07	16.55	17.05	17.56	18.09	18.63	19.19	19.77	20.36	20.97	not used
7	LI20	15.84	16.31	16.80	17.30	17.82	18.36	18.91	19.48	20.06	20.66	21.28	not used
8	Base	16.69	17.19	17.71	18.24	18.79	19.35	19.93	20.53	21.15	21.78	22.43	N08
8	LI10	16.86	17.36	17.89	18.42	18.98	19.54	20.13	20.74	21.36	22.00	22.65	not used
8	LI20	17.11	17.62	18.15	18.70	19.26	19.83	20.43	21.04	21.68	22.32	22.99	not used
9	Base	18.03	18.57	19.13	19.70	20.29	20.90	21.53	22.18	22.85	23.54	24.25	N09
9	LI10	18.21	18.76	19.32	19.90	20.49	21.11	21.75	22.40	23.08	23.78	24.49	not used
9	LI20	18.48	19.03	19.61	20.19	20.80	21.42	22.07	22.73	23.42	24.13	24.86	not used
10	Base	19.47	20.05	20.65	21.27	21.91	22.57	23.25	23.95	24.67	25.41	26.17	N10
10	LI10	19.66	20.25	20.86	21.48	22.13	22.80	23.48	24.19	24.92	25.66	26.43	not used
10	LI20	19.96	20.55	21.17	21.80	22.46	23.13	23.83	24.55	25.29	26.05	26.82	not used
11	Base	21.03	21.66	22.31	22.98	23.67	24.38	25.11	25.86	26.64	27.44	28.26	N11
11	LI10	21.24	21.88	22.53	23.21	23.91	24.62	25.36	26.12	26.91	27.71	28.54	N12
11	LI20	21.56	22.20	22.87	23.55	24.26	24.99	25.74	26.51	27.31	28.13	28.97	N13
12	Base	22.71	23.39	24.09	24.81	25.55	26.32	27.11	27.92	28.76	29.62	30.51	N14
12	LI10	22.94	23.62	24.33	25.06	25.81	26.58	27.38	28.20	29.05	29.92	30.82	N15
12	LI20	23.28	23.97	24.69	25.43	26.19	26.98	27.79	28.62	29.48	30.36	31.27	N16
13	Base	24.53	25.27	26.03	26.81	27.61	28.44	29.29	30.17	31.08	32.01	32.97	N17
13	LI10	24.78	25.52	26.29	27.08	27.89	28.72	29.58	30.47	31.39	32.33	33.30	N18
13	LI20	25.14	25.90	26.68	27.48	28.30	29.15	30.02	30.92	31.86	32.81	33.79	N19
14	Base	26.49	27.28	28.10	28.94	29.81	30.70	31.62	32.57	33.55	34.56	35.60	N20
14	LI10	26.75	27.55	28.38	29.23	30.11	31.01	31.94	32.90	33.89	34.91	35.96	N21
14	LI20	27.15	27.96	28.80	29.66	30.56	31.47	32.41	33.38	34.39	35.42	36.49	N22
15	Base	28.61	29.47	30.35	31.26	32.20	33.17	34.17	35.20	36.26	37.35	38.47	N23
15	LI10	28.90	29.76	30.65	31.57	32.52	33.50	34.51	35.55	36.62	37.72	38.85	N24
15	LI20	29.33	30.21	31.11	32.04	33.01	34.00	35.02	36.08	37.17	38.28	39.43	N25
16	Base	30.90	31.83	32.78	33.76	34.77	35.81	36.88	37.99	39.13	40.30	41.51	N26
16	LI10	31.21	32.15	33.11	34.10	35.12	36.17	37.25	38.37	39.52	40.70	41.93	N27
16	LI20	31.67	32.63	33.60	34.60	35.64	36.71	37.80	38.94	40.11	41.31	42.55	N28
17	Base	33.37	34.37	35.40	36.46	37.55	38.68	39.84	41.04	42.27	43.54	44.85	N29
17	LI10	33.70	34.71	35.75	36.82	37.93	39.07	40.24	41.45	42.69	43.98	45.30	N30
17	LI20	34.20	35.23	36.29	37.37	38.49	39.65	40.84	42.07	43.33	44.63	45.97	N31

Lincoln County Pay Plan
LCEA Represented Employees - FLSA Exempt
Effective: July 1, 2023

Annual salary paid based on pay frequency

Employees will receive an additional 1% over base pay after 10 years of service and an additional 2.5% over base pay after 20 years of service

Range	Level	Step 1	Step 2	Step 3	Step 4	Step 5	Step 6	Step 7	Step 8	Step 9	Step 10	Step 11	Pay Grade
15	Base	61,028	62,859	64,745	66,687	68,688	70,749	72,871	75,057	77,309	79,628	82,017	L29
15	U10	61,638	63,488	65,392	67,354	69,375	71,456	73,600	75,808	78,082	80,424	82,837	L30
15	U20	62,554	64,430	66,364	68,354	70,405	72,518	74,693	76,933	79,242	81,619	84,067	L31
16	Base	65,910	67,887	69,924	72,022	74,183	76,408	78,700	81,061	83,493	85,998	88,578	L32
16	U10	66,569	68,566	70,623	72,742	74,925	77,172	79,487	81,872	84,328	86,858	89,464	L33
16	U20	67,558	69,584	71,672	73,823	76,038	78,318	80,668	83,088	85,580	88,148	90,792	L34
17	Base	71,183	73,318	75,518	77,784	80,118	82,522	84,998	87,548	90,174	92,879	95,665	L35
17	U10	71,895	74,051	76,273	78,562	80,919	83,347	85,848	88,423	91,076	93,808	96,622	L36
17	U20	72,963	75,151	77,406	79,729	82,121	84,585	87,123	89,737	92,428	95,201	98,057	L37
18	Base	76,878	79,184	81,560	84,007	86,527	89,123	91,797	94,551	97,388	100,310	103,319	L38
18	U10	77,647	79,976	82,376	84,847	87,392	90,014	92,715	95,497	98,362	101,313	104,352	L39
18	U20	78,800	81,164	83,599	86,107	88,690	91,351	94,092	96,915	99,823	102,818	105,902	L40
19	Base	83,028	85,519	88,085	90,728	93,450	96,254	99,142	102,116	105,179	108,334	111,584	L41
19	U10	83,858	86,374	88,966	91,635	94,385	97,217	100,133	103,137	106,231	109,417	112,700	L42
19	U20	85,104	87,657	90,287	92,996	95,786	98,660	101,621	104,669	107,808	111,042	114,374	L43
20	Base	89,670	92,360	95,131	97,985	100,925	103,953	107,072	110,284	113,593	117,001	120,511	L44
20	U10	90,567	93,284	96,082	98,965	101,934	104,993	108,143	111,387	114,729	118,171	121,716	L45
20	U20	91,912	94,669	97,509	100,435	103,448	106,552	109,749	113,041	116,433	119,926	123,524	L46
21	Base	96,844	99,749	102,741	105,823	108,998	112,268	115,636	119,105	122,678	126,358	130,149	L47
21	U10	97,812	100,746	103,768	106,881	110,088	113,391	116,792	120,296	123,905	127,622	131,450	L48
21	U20	99,265	102,243	105,310	108,469	111,723	115,075	118,527	122,083	125,745	129,517	133,403	L49
22	Base	104,592	107,730	110,962	114,291	117,720	121,252	124,890	128,637	132,496	136,471	140,565	L50
22	U10	105,638	108,807	112,072	115,434	118,897	122,465	126,139	129,923	133,821	137,836	141,971	L51
22	U20	107,207	110,423	113,736	117,148	120,663	124,283	128,012	131,853	135,808	139,883	144,079	L52
23	Base	112,959	116,348	119,838	123,433	127,136	130,950	134,879	138,925	143,093	147,386	151,808	L53
23	U10	114,089	117,511	121,036	124,667	128,407	132,260	136,228	140,314	144,524	148,860	153,326	L54
23	U20	115,783	119,257	122,834	126,519	130,314	134,224	138,251	142,398	146,670	151,071	155,603	L55
24	Base	121,996	125,656	129,426	133,309	137,308	141,427	145,670	150,040	154,541	159,177	163,952	L56
24	U10	123,216	126,913	130,720	134,642	138,681	142,841	147,127	151,540	156,086	160,769	165,592	L57
24	U20	125,046	128,797	132,662	136,642	140,741	144,963	149,312	153,791	158,405	163,156	168,051	L58
25	Base	131,756	135,709	139,780	143,973	148,292	152,741	157,323	162,043	166,904	171,911	177,068	L59
25	U10	133,074	137,066	141,178	145,413	149,775	154,268	158,896	163,663	168,573	173,630	178,839	L60
25	U20	135,050	139,102	143,275	147,572	151,999	156,560	161,256	166,094	171,077	176,209	181,495	L61

Lincoln County Pay Plan
LCEA Represented Employees - FLSA OT Eligible

Effective: July 1, 2023

Annual salary paid based on pay frequency

Employees will receive an additional 1% over base pay after 10 years of service and an additional 2.5% over base pay after 20 years of service

Range	Level	Step 1	Step 2	Step 3	Step 4	Step 5	Step 6	Step 7	Step 8	Step 9	Step 10	Step 11	Pay Grade
1	Base	9.98	10.28	10.59	10.91	11.24	11.58	11.93	12.29	12.66	13.04	13.43	L01
1	L110	10.08	10.38	10.70	11.02	11.35	11.70	12.05	12.41	12.79	13.17	13.56	not used
1	L120	10.23	10.54	10.85	11.18	11.52	11.87	12.23	12.60	12.98	13.37	13.77	not used
2	Base	10.78	11.10	11.43	11.77	12.12	12.48	12.85	13.24	13.64	14.05	14.47	L02
2	L110	10.89	11.21	11.54	11.89	12.24	12.60	12.98	13.37	13.78	14.19	14.61	not used
2	L120	11.05	11.38	11.72	12.06	12.42	12.79	13.17	13.57	13.98	14.40	14.83	not used
3	Base	11.64	11.99	12.35	12.72	13.10	13.49	13.89	14.31	14.74	15.18	15.64	L03
3	L110	11.76	12.11	12.47	12.85	13.23	13.62	14.03	14.45	14.89	15.33	15.80	not used
3	L120	11.93	12.29	12.66	13.04	13.43	13.83	14.24	14.67	15.11	15.56	16.03	not used
4	Base	12.57	12.95	13.34	13.74	14.15	14.57	15.01	15.46	15.92	16.40	16.89	L04
4	L110	12.70	13.08	13.47	13.88	14.29	14.72	15.16	15.61	16.08	16.56	17.06	not used
4	L120	12.88	13.27	13.67	14.08	14.50	14.93	15.39	15.85	16.32	16.81	17.31	not used
5	Base	13.58	13.99	14.41	14.84	15.29	15.75	16.22	16.71	17.21	17.73	18.26	L05
5	L110	13.72	14.13	14.55	14.99	15.44	15.91	16.38	16.88	17.38	17.91	18.44	not used
5	L120	13.92	14.34	14.77	15.21	15.67	16.14	16.63	17.13	17.64	18.17	18.72	not used
6	Base	14.67	15.11	15.56	16.03	16.51	17.01	17.52	18.05	18.59	19.15	19.72	L06
6	L110	14.82	15.26	15.72	16.19	16.68	17.18	17.70	18.23	18.78	19.34	19.92	not used
6	L120	15.04	15.49	15.95	16.43	16.92	17.44	17.96	18.50	19.05	19.63	20.21	not used
7	Base	15.84	16.32	16.81	17.31	17.83	18.36	18.91	19.48	20.06	20.66	21.28	L07
7	L110	16.00	16.48	16.98	17.48	18.01	18.54	19.10	19.67	20.26	20.87	21.49	not used
7	L120	16.24	16.73	17.23	17.74	18.28	18.82	19.38	19.97	20.56	21.18	21.81	not used
8	Base	17.11	17.62	18.15	18.69	19.25	19.83	20.42	21.03	21.66	22.31	22.98	L08
8	L110	17.28	17.80	18.33	18.88	19.44	20.03	20.62	21.24	21.88	22.53	23.21	L09
8	L120	17.54	18.06	18.60	19.16	19.73	20.33	20.93	21.56	22.20	22.87	23.55	L10
9	Base	18.48	19.03	19.60	20.19	20.80	21.42	22.06	22.72	23.40	24.10	24.82	L11
9	L110	18.66	19.22	19.80	20.39	21.01	21.63	22.28	22.95	23.63	24.34	25.07	L12
9	L120	18.94	19.51	20.09	20.69	21.32	21.96	22.61	23.29	23.99	24.70	25.44	L13
10	Base	19.96	20.56	21.18	21.82	22.47	23.14	23.83	24.54	25.28	26.04	26.82	L14
10	L110	20.16	20.77	21.39	22.04	22.69	23.37	24.07	24.79	25.53	26.30	27.09	L15
10	L120	20.46	21.07	21.71	22.37	23.03	23.72	24.43	25.15	25.91	26.69	27.49	L16
11	Base	21.56	22.21	22.88	23.57	24.28	25.01	25.76	26.53	27.33	28.15	28.99	L17
11	L110	21.78	22.43	23.11	23.81	24.52	25.26	26.02	26.80	27.60	28.43	29.28	L18
11	L120	22.10	22.77	23.45	24.16	24.89	25.64	26.40	27.19	28.01	28.85	29.71	L19
12	Base	23.28	23.98	24.70	25.44	26.20	26.99	27.80	28.63	29.49	30.37	31.28	L20
12	L110	23.51	24.22	24.95	25.69	26.46	27.26	28.08	28.92	29.78	30.67	31.59	L21
12	L120	23.86	24.58	25.32	26.08	26.86	27.66	28.50	29.35	30.23	31.13	32.06	L22
13	Base	25.14	25.89	26.67	27.47	28.29	29.14	30.01	30.91	31.84	32.80	33.78	L23
13	L110	25.39	26.15	26.94	27.74	28.57	29.43	30.31	31.22	32.16	33.13	34.12	L24
13	L120	25.77	26.54	27.34	28.16	29.00	29.87	30.76	31.68	32.64	33.62	34.62	L25
14	Base	27.15	27.96	28.80	29.66	30.55	31.47	32.41	33.38	34.38	35.41	36.47	L26
14	L110	27.42	28.24	29.09	29.96	30.86	31.78	32.73	33.71	34.72	35.76	36.83	L27
14	L120	27.83	28.66	29.52	30.40	31.31	32.26	33.22	34.21	35.24	36.30	37.38	L28
15	Base	29.32	30.20	31.11	32.04	33.00	33.99	35.01	36.06	37.14	38.25	39.40	L29
15	L110	29.61	30.50	31.42	32.36	33.33	34.33	35.36	36.42	37.51	38.63	39.79	L30
15	L120	30.05	30.96	31.89	32.84	33.83	34.84	35.89	36.96	38.07	39.21	40.39	L31
16	Base	31.67	32.62	33.60	34.61	35.65	36.72	37.82	38.95	40.12	41.32	42.56	L32
16	L110	31.99	32.95	33.94	34.96	36.01	37.09	38.20	39.34	40.52	41.73	42.99	L33
16	L120	32.46	33.44	34.44	35.48	36.54	37.64	38.77	39.92	41.12	42.35	43.62	L34
17	Base	34.20	35.23	36.29	37.38	38.50	39.66	40.85	42.08	43.34	44.64	45.98	L35
17	L110	34.54	35.58	36.65	37.75	38.89	40.06	41.26	42.50	43.77	45.09	46.44	L36
17	L120	35.06	36.11	37.20	38.31	39.46	40.65	41.87	43.13	44.42	45.76	47.13	L37
18	Base	36.94	38.05	39.19	40.37	41.58	42.83	44.11	45.43	46.79	48.19	49.64	L38
18	L110	37.31	38.43	39.58	40.77	42.00	43.26	44.55	45.88	47.26	48.67	50.14	L39
18	L120	37.86	39.00	40.17	41.38	42.62	43.90	45.21	46.57	47.96	49.39	50.88	L40
19	Base	39.90	41.10	42.33	43.60	44.91	46.26	47.65	49.08	50.55	52.07	53.63	L41
19	L110	40.30	41.51	42.75	44.04	45.36	46.72	48.13	49.57	51.06	52.59	54.17	L42
19	L120	40.90	42.13	43.39	44.69	46.03	47.42	48.84	50.31	51.81	53.37	54.97	L43
20	Base	43.09	44.38	45.71	47.08	48.49	49.94	51.44	52.98	54.57	56.21	57.90	L44
20	L110	43.52	44.82	46.17	47.55	48.97	50.44	51.95	53.51	55.12	56.77	58.48	L45
20	L120	44.17	45.49	46.85	48.26	49.70	51.19	52.73	54.30	55.93	57.62	59.35	L46
21	Base	46.54	47.94	49.38	50.86	52.39	53.96	55.58	57.25	58.97	60.74	62.56	L47
21	L110	47.01	48.42	49.87	51.37	52.91	54.50	56.14	57.82	59.56	61.35	63.19	L48
21	L120	47.70	49.14	50.61	52.13	53.70	55.31	56.97	58.68	60.44	62.26	64.12	L49
22	Base	50.26	51.77	53.32	54.92	56.57	58.27	60.02	61.82	63.67	65.58	67.55	L50
22	L110	50.76	52.29	53.85	55.47	57.14	58.85	60.62	62.44	64.31	66.24	68.23	L51
22	L120	51.52	53.06	54.65	56.29	57.98	59.73	61.52	63.37	65.26	67.22	69.24	L52
23	Base	54.28	55.91	57.59	59.32	61.10	62.93	64.82	66.76	68.76	70.82	72.94	L53
23	L110	54.82	56.47	58.17	59.91	61.71	63.56	65.47	67.43	69.45	71.53	73.67	L54
23	L120	55.64	57.31	59.03	60.80	62.63	64.50	66.44	68.43	70.48	72.59	74.76	L55
24	Base	58.62	60.38	62.19	64.06	65.98	67.96	70.00	72.10	74.26	76.49	78.78	L56
24	L110	59.21	60.98	62.81	64.70	66.64	68.64	70.70	72.82	75.00	77.25	79.57	L57
24	L120	60.09	61.89	63.74	65.66	67.63	69.66	71.75	73.90	76.12	78.40	80.75	L58
25	Base	63.31	65.21	67.17	69.19	71.27	73.41	75.61	77.88	80.22	82.63	85.11	L59
25	L110	63.94	65.86	67.84	69.88	71.98	74.14	76.37	78.66	81.02	83.46	85.96	L60
25	L120	64.89	66.84	68.85	70.92	73.05	75.25	77.50	79.83	82.23	84.70	87.24	L61
26	Base	68.37	70.42	72.53	74.71	76.95	79.26	81.64	84.09	86.61	89.21	91.89	L62
26	L110	69.05	71.12	73.26	75.46	77.72	80.05	82.46	84.93	87.48	90.10	92.81	L63
26	L120	70.08	72.18	74.34	76.58	78.87	81.24	83.68	86.19	88.78	91.44	94.19	L64

Lincoln County Pay Plan

LCEA Represented Employees (DDA) - FLSA Exempt

Effective: July 1, 2023

Annual salary paid based on pay frequency

Employees will receive an additional 1% over base pay after 10 years of service and an additional 2.5% over base pay after 20 years of service

Range	Level	Step 1	Step 2	Step 3	Step 4	Step 5	Step 6	Step 7	Step 8	Step 9	Step 10	Step 11	Pay Grade
18	Base	76,784	79,088	81,461	83,905	86,422	89,015	91,685	94,436	97,269	100,187	103,193	C01
18	LI10	77,552	79,879	82,276	84,744	87,286	89,905	92,602	95,380	98,242	101,189	104,225	C02
18	LI20	78,704	81,065	83,498	86,003	88,583	91,240	93,977	96,797	99,701	102,692	105,773	C03
19	Base	82,927	85,415	87,977	90,616	93,334	96,134	99,018	101,989	105,049	108,200	111,446	C04
19	LI10	83,756	86,269	88,857	91,522	94,267	97,095	100,008	103,009	106,099	109,282	112,560	C05
19	LI20	85,000	87,550	90,176	92,881	95,667	98,537	101,493	104,539	107,675	110,905	114,232	C06
20	Base	92,049	94,810	97,654	100,584	103,602	106,710	109,911	113,208	116,604	120,102	123,705	C07
20	LI10	92,969	95,758	98,631	101,590	104,638	107,777	111,010	114,340	117,770	121,303	124,942	C08
20	LI20	94,350	97,180	100,095	103,099	106,192	109,378	112,659	116,038	119,519	123,105	126,798	C09

Lincoln County Pay Plan

LCEA Represented Employees (Roads) - FLSA OT Eligible

Effective: July 1, 2024

Annual salary paid based on pay frequency

Employees will receive an additional 1% over base pay after 10 years of service and an additional 2.5% over base pay after 20 years of service

Range	Level	Step 1	Step 2	Step 3	Step 4	Step 5	Step 6	Step 7	Step 8	Step 9	Step 10	Step 11	Pay Grade
11	Base	21.51	22.16	22.82	23.50	24.21	24.94	25.69	26.46	27.25	28.07	28.91	R01
11	LI10	21.73	22.38	23.05	23.74	24.45	25.19	25.95	26.72	27.52	28.35	29.20	R02
11	LI20	22.05	22.71	23.39	24.09	24.82	25.56	26.33	27.12	27.93	28.77	29.63	R03
12	Base	23.23	23.93	24.65	25.39	26.15	26.93	27.74	28.57	29.43	30.31	31.22	R04
12	LI10	23.46	24.17	24.90	25.64	26.41	27.20	28.02	28.86	29.72	30.61	31.53	R05
12	LI20	23.81	24.53	25.27	26.02	26.80	27.60	28.43	29.28	30.17	31.07	32.00	R06
13	Base	25.09	25.84	26.62	27.42	28.24	29.09	29.96	30.86	31.79	32.74	33.72	R07
13	LI10	25.34	26.10	26.89	27.69	28.52	29.38	30.26	31.17	32.11	33.07	34.06	R08
13	LI20	25.72	26.49	27.29	28.11	28.95	29.82	30.71	31.63	32.58	33.56	34.56	R09
14	Base	27.10	27.91	28.75	29.61	30.50	31.42	32.36	33.33	34.33	35.36	36.42	R10
14	LI10	27.37	28.19	29.04	29.91	30.81	31.73	32.68	33.66	34.67	35.71	36.78	R11
14	LI20	27.78	28.61	29.47	30.35	31.26	32.21	33.17	34.16	35.19	36.24	37.33	R12
15	Base	29.27	30.15	31.05	31.98	32.94	33.93	34.95	36.00	37.08	38.19	39.34	R13
15	LI10	29.56	30.45	31.36	32.30	33.27	34.27	35.30	36.36	37.45	38.57	39.73	R14
15	LI20	30.00	30.90	31.83	32.78	33.76	34.78	35.82	36.90	38.01	39.14	40.32	R15

Lincoln County Pay Plan

LCEA Represented Employees (Transit) - FLSA OT Eligible

Effective: July 1, 2024

Annual salary paid based on pay frequency

Employees will receive an additional \$.50 over base pay after 7 years of service, an additional \$.75 over base pay after 10 years of service, and an additional \$1 over base pay after 15 years of service

Range	Level	Step 1	Step 2	Step 3	Step 4	Step 5	Step 6	Step 7	Pay Grade
9	Base	20.60	21.22	21.86	22.52	23.20	23.90	24.62	T01
9	LI 7	21.10	21.72	22.36	23.02	23.70	24.40	25.12	T02
9	LI10	21.35	21.97	22.61	23.27	23.95	24.65	25.37	T03
9	LI 15	21.60	22.22	22.86	23.52	24.20	24.90	25.62	T04

Lincoln County Pay Plan
FOPPO Represented Employees - FLSA OT Eligible

Effective: July 1, 2023

Employees will receive an additional 1% over base pay after 10 years of service and an additional 2.5% 20 years of service

Intermediate Certificate or Non-Cert AA Degree receives additional 4% over basic pay. Advanced Certificate or Non-Cert BA Degree receives an additional 8% over basic pay. FTO assignment receives additional 2.5%.

	Range	Level	Step 1	Step 2	Step 3	Step 4	Step 5	Step 6	Step 7	Step 8	Step 9	Step 10	Step 11	Pay Grade
Basic	15	Base	28.08	28.92	29.79	30.68	31.60	32.55	33.53	34.54	35.58	36.65	37.75	F01
Basic	15	LI10	28.36	29.21	30.09	30.99	31.92	32.88	33.87	34.89	35.94	37.02	38.13	F02
Basic	15	LI20	28.78	29.64	30.53	31.45	32.39	33.36	34.37	35.40	36.47	37.57	38.69	F03
Intermed	15	Base	28.92	29.79	30.68	31.60	32.55	33.53	34.54	35.58	36.65	37.75	38.88	F04
Intermed	15	LI10	29.21	30.09	30.99	31.92	32.88	33.87	34.89	35.94	37.02	38.13	39.27	F05
Intermed	15	LI20	29.64	30.53	31.45	32.39	33.36	34.37	35.40	36.47	37.57	38.69	39.85	F06
Advanced	15	Base	29.76	30.65	31.57	32.52	33.50	34.51	35.55	36.62	37.72	38.85	40.02	F07
Advanced	15	LI10	30.06	30.96	31.89	32.85	33.84	34.86	35.91	36.99	38.10	39.24	40.42	F08
Advanced	15	LI20	30.50	31.42	32.36	33.33	34.34	35.37	36.44	37.54	38.66	39.82	41.02	F09
Basic + FTO	15	Base	28.78	29.64	30.53	31.45	32.39	33.36	34.37	35.40	36.47	37.57	38.69	F10
Basic + FTO	15	LI10	29.07	29.94	30.84	31.76	32.71	33.69	34.71	35.75	36.83	37.95	39.08	F11
Basic + FTO	15	LI20	29.50	30.38	31.29	32.24	33.20	34.19	35.23	36.29	37.38	38.51	39.66	F12
Inter + FTO	15	Base	29.64	30.53	31.45	32.39	33.36	34.37	35.40	36.47	37.57	38.69	39.85	F13
Inter + FTO	15	LI10	29.94	30.84	31.76	32.71	33.69	34.71	35.75	36.83	37.95	39.08	40.25	F14
Inter + FTO	15	LI20	30.38	31.29	32.24	33.20	34.19	35.23	36.29	37.38	38.51	39.66	40.85	F15
Adv + FTO	15	Base	30.50	31.42	32.36	33.33	34.34	35.37	36.44	37.54	38.66	39.82	41.02	F16
Adv + FTO	15	LI10	30.81	31.73	32.68	33.66	34.68	35.72	36.80	37.92	39.05	40.22	41.43	F17
Adv + FTO	15	LI20	31.26	32.21	33.17	34.16	35.20	36.25	37.35	38.48	39.63	40.82	42.05	F18

Lincoln County Pay Plan
LCDA Represented Employees - FLSA OT Eligible

Effective: July 1, 2023

Employees will receive an additional 1% over base pay after 5 years of service, 2% after 10 years, 3% after 15 years and 5% after 20 years of service.

Intermediate Certificate or Non-Cert BA Degree receives additional 1% over basic pay; Advanced Certificate (only at Non-Cert BA Degree receives an additional 1% over basic pay; PPS assignment receives additional 3.5%.

Range	Level	Step 1	Step 2	Step 3	Step 4	Step 5	Step 6	Step 7	Step 8	Step 9	Step 10	Step 11	Pay Grade	
Basic	8	Base	18.01	18.55	19.11	19.68	20.27	20.88	21.51	22.16	22.82	23.50	24.21	S01
Basic	8	U05	18.19	18.74	19.30	19.88	20.47	21.09	21.73	22.38	23.05	23.74	24.45	S02
Basic	8	U10	18.37	18.92	19.49	20.07	20.68	21.30	21.94	22.60	23.28	23.97	24.69	S03
Basic	8	U15	18.55	19.11	19.68	20.27	20.88	21.51	22.16	22.82	23.50	24.21	24.94	S04
Basic	8	U20	18.91	19.48	20.07	20.66	21.28	21.92	22.59	23.27	23.96	24.68	25.42	S05
Basic	9	Base	19.45	20.03	20.63	21.25	21.89	22.55	23.23	23.93	24.65	25.39	26.15	S06
Basic	9	U05	19.64	20.23	20.84	21.46	22.11	22.78	23.46	24.17	24.90	25.64	26.41	S07
Basic	9	U10	19.84	20.43	21.04	21.68	22.33	23.00	23.69	24.41	25.14	25.90	26.67	S08
Basic	9	U15	20.03	20.63	21.25	21.89	22.55	23.23	23.93	24.65	25.39	26.15	26.93	S09
Basic	9	U20	20.42	21.03	21.66	22.31	22.98	23.68	24.39	25.13	25.88	26.66	27.46	S10
Basic	10	Base	21.01	21.64	22.29	22.96	23.65	24.36	25.09	25.84	26.62	27.42	28.24	S11
Basic	10	U05	21.22	21.86	22.51	23.19	23.89	24.60	25.34	26.10	26.89	27.69	28.52	S12
Basic	10	U10	21.43	22.07	22.74	23.42	24.12	24.85	25.59	26.36	27.15	27.97	28.80	S13
Basic	10	U15	21.64	22.29	22.96	23.65	24.36	25.09	25.84	26.62	27.42	28.24	29.09	S14
Basic	10	U20	22.06	22.72	23.40	24.11	24.83	25.58	26.34	27.13	27.95	28.79	29.65	S15
Basic	11	Base	22.69	23.37	24.07	24.79	25.53	26.30	27.09	27.90	28.74	29.60	30.49	S16
Basic	11	U05	22.97	23.60	24.21	25.04	25.79	26.56	27.36	28.18	29.03	29.90	30.79	S17
Basic	11	U10	23.14	23.84	24.55	25.29	26.04	26.83	27.63	28.46	29.31	30.19	31.10	S18
Basic	11	U15	23.37	24.07	24.79	25.53	26.30	27.09	27.90	28.74	29.60	30.49	31.40	S19
Basic	11	U20	23.82	24.54	25.27	26.03	26.81	27.62	28.44	29.30	30.18	31.08	32.01	S20
Basic	12	Base	24.51	25.25	26.01	26.79	27.59	28.42	29.27	30.15	31.05	31.98	32.94	S21
Basic	12	U05	24.76	25.50	26.27	27.06	27.87	28.70	29.56	30.45	31.36	32.30	33.27	S22
Basic	12	U10	25.00	25.76	26.53	27.33	28.14	28.99	29.86	30.75	31.67	32.62	33.60	S23
Basic	12	U15	25.25	26.01	26.79	27.59	28.42	29.27	30.15	31.05	31.98	32.94	33.93	S24
Basic	12	U20	25.74	26.51	27.31	28.13	28.97	29.84	30.73	31.66	32.60	33.58	34.59	S25
Basic	13	Base	26.47	27.26	28.08	28.92	29.79	30.68	31.60	32.55	33.53	34.54	35.58	S26
Basic	13	U05	26.73	27.53	28.36	29.21	30.09	30.99	31.92	32.88	33.87	34.89	35.94	S27
Basic	13	U10	27.00	27.81	28.64	29.50	30.39	31.29	32.23	33.20	34.20	35.23	36.29	S28
Basic	13	U15	27.26	28.08	28.92	29.79	30.68	31.60	32.55	33.53	34.54	35.58	36.65	S29
Basic	13	U20	27.79	28.62	29.48	30.37	31.28	32.21	33.18	34.18	35.21	36.27	37.36	S30
Basic	14	Base	28.59	29.45	30.33	31.24	32.18	33.15	34.14	35.16	36.21	37.30	38.42	S31
Basic	14	U05	28.88	29.74	30.63	31.55	32.50	33.48	34.48	35.51	36.57	37.67	38.80	S32
Basic	14	U10	29.16	30.04	30.94	31.86	32.82	33.81	34.82	35.86	36.93	38.05	39.19	S33
Basic	14	U15	29.45	30.33	31.24	32.18	33.15	34.14	35.16	36.21	37.30	38.42	39.57	S34
Basic	14	U20	30.02	30.92	31.85	32.80	33.79	34.81	35.85	36.92	38.02	39.17	40.34	S35
Basic	15	Base	30.88	31.81	32.76	33.74	34.75	35.79	36.86	37.97	39.11	40.28	41.49	S36
Basic	15	U05	31.19	32.13	33.09	34.08	35.10	36.15	37.23	38.35	39.50	40.68	41.90	S37
Basic	15	U10	31.50	32.45	33.42	34.41	35.45	36.51	37.60	38.73	39.89	41.09	42.32	S38
Basic	15	U15	31.81	32.76	33.74	34.75	35.79	36.86	37.97	39.11	40.28	41.49	42.73	S39
Basic	15	U20	32.42	33.40	34.40	35.43	36.49	37.58	38.70	39.87	41.07	42.29	43.56	S40
Basic	16	Base	33.35	34.35	35.38	36.44	37.53	38.65	39.81	41.01	42.24	43.50	44.81	S41
Basic	16	U05	33.68	34.69	35.73	36.80	37.91	39.04	40.21	41.42	42.66	43.94	45.26	S42
Basic	16	U10	34.02	35.04	36.09	37.17	38.28	39.42	40.61	41.83	43.08	44.37	45.71	S43
Basic	16	U15	34.35	35.38	36.44	37.53	38.66	39.81	41.00	42.24	43.51	44.81	46.15	S44
Basic	16	U20	35.02	36.07	37.15	38.26	39.41	40.58	41.80	43.06	44.35	45.68	47.05	S45
Basic	17	Base	36.02	37.10	38.21	39.36	40.53	41.74	42.99	44.29	45.62	46.98	48.39	S46
Basic	17	U05	36.38	37.47	38.59	39.75	40.94	42.16	43.42	44.73	46.08	47.45	48.87	S47
Basic	17	U10	36.74	37.84	38.97	40.15	41.34	42.57	43.85	45.18	46.53	47.92	49.36	S48
Basic	17	U15	37.10	38.21	39.36	40.54	41.75	42.99	44.28	45.62	46.99	48.39	49.84	S49
Basic	17	U20	37.82	38.96	40.12	41.33	42.56	43.83	45.14	46.50	47.90	49.33	50.81	S50
Intermed	8	Base	18.73	19.29	19.87	20.47	21.08	21.72	22.37	23.05	23.73	24.44	25.18	S51
Intermed	8	U05	18.92	19.48	20.07	20.67	21.29	21.94	22.59	23.28	23.97	24.68	25.43	S52
Intermed	8	U10	19.10	19.68	20.27	20.88	21.50	22.15	22.87	23.51	24.20	24.93	25.68	S53
Intermed	8	U15	19.29	19.87	20.47	21.08	21.71	22.37	23.04	23.74	24.44	25.17	25.94	S54
Intermed	8	U20	19.67	20.25	20.86	21.49	22.13	22.81	23.49	24.20	24.92	25.66	26.44	S55
Intermed	9	Base	20.23	20.83	21.46	22.10	22.77	23.45	24.16	24.89	25.64	26.41	27.20	S56
Intermed	9	U05	20.43	21.04	21.67	22.32	23.00	23.68	24.40	25.14	25.90	26.67	27.47	S57
Intermed	9	U10	20.63	21.25	21.89	22.54	23.23	23.92	24.64	25.39	26.15	26.94	27.74	S58
Intermed	9	U15	20.84	21.45	22.10	22.76	23.45	24.15	24.88	25.64	26.41	27.20	28.02	S59
Intermed	9	U20	21.24	21.87	22.53	23.21	23.91	24.62	25.37	26.13	26.92	27.73	28.56	S60
Intermed	10	Base	21.85	22.51	23.18	23.88	24.60	25.33	26.09	26.87	27.68	28.52	29.37	S61

Lincoln County Pay Plan
LCDA Represented Employees - FLSA OT Eligible

Effective: July 1, 2023

Employees will receive an additional 1% over base pay after 5 years of service, 2% after 10 years, 3% after 15 years and 5% after 20 years of service.

Intermediate Certificate or Non-Cert AA Degree receives additional 1% over base pay. Advanced Certificate or Non-Cert AA Degree receives an additional 1% over base pay. PPS assignment receives additional 1.5%.

Range	Level	Step 1	Step 2	Step 3	Step 4	Step 5	Step 6	Step 7	Step 8	Step 9	Step 10	Step 11	Pay Grade
Intermed	10 U05	22.07	22.74	23.41	24.12	24.85	25.58	26.35	27.14	27.96	28.81	29.66	S62
Intermed	10 U10	22.29	22.96	23.64	24.36	25.09	25.84	26.61	27.41	28.23	29.09	29.96	S63
Intermed	10 U15	22.51	23.19	23.88	24.60	25.34	26.09	26.87	27.68	28.51	29.38	30.25	S64
Intermed	10 U20	22.94	23.64	24.34	25.07	25.83	26.60	27.39	28.21	29.06	29.95	30.84	S65
Intermed	11 Base	23.60	24.30	25.03	25.78	26.55	27.35	28.17	29.02	29.89	30.78	31.71	S66
Intermed	11 U05	23.84	24.54	25.28	26.04	26.82	27.62	28.45	29.31	30.19	31.09	32.03	S67
Intermed	11 U10	24.07	24.79	25.53	26.30	27.08	27.90	28.73	29.60	30.49	31.40	32.34	S68
Intermed	11 U15	24.31	25.03	25.78	26.55	27.35	28.17	29.02	29.89	30.79	31.70	32.66	S69
Intermed	11 U20	24.78	25.52	26.28	27.07	27.88	28.72	29.58	30.47	31.38	32.32	33.30	S70
Intermed	12 Base	25.49	26.26	27.05	27.86	28.69	29.56	30.44	31.36	32.29	33.26	34.26	S71
Intermed	12 U05	25.74	26.52	27.32	28.14	28.98	29.86	30.74	31.67	32.61	33.59	34.60	S72
Intermed	12 U10	26.00	26.79	27.59	28.42	29.26	30.15	31.05	31.99	32.94	33.93	34.95	S73
Intermed	12 U15	26.25	27.05	27.86	28.70	29.55	30.45	31.35	32.30	33.26	34.26	35.29	S74
Intermed	12 U20	26.76	27.57	28.40	29.25	30.12	31.04	31.96	32.93	33.90	34.92	35.97	S75
Intermed	13 Base	27.53	28.35	29.20	30.08	30.98	31.91	32.86	33.85	34.87	35.92	37.00	S76
Intermed	13 U05	27.81	28.63	29.49	30.38	31.29	32.23	33.19	34.19	35.22	36.28	37.37	S77
Intermed	13 U10	28.08	28.92	29.78	30.68	31.60	32.55	33.52	34.53	35.57	36.64	37.74	S78
Intermed	13 U15	28.36	29.20	30.08	30.98	31.91	32.87	33.85	34.87	35.92	37.00	38.11	S79
Intermed	13 U20	28.91	29.77	30.66	31.58	32.53	33.51	34.50	35.54	36.61	37.72	38.85	S80
Intermed	14 Base	29.73	30.63	31.54	32.49	33.47	34.48	35.51	36.57	37.66	38.79	39.96	S81
Intermed	14 U05	30.03	30.94	31.86	32.81	33.80	34.82	35.87	36.94	38.04	39.18	40.36	S82
Intermed	14 U10	30.32	31.24	32.17	33.14	34.14	35.17	36.22	37.30	38.41	39.57	40.76	S83
Intermed	14 U15	30.62	31.55	32.49	33.46	34.47	35.51	36.58	37.67	38.79	39.95	41.16	S84
Intermed	14 U20	31.22	32.16	33.12	34.11	35.14	36.20	37.29	38.40	39.54	40.73	41.96	S85
Intermed	15 Base	32.12	33.08	34.07	35.09	36.14	37.22	38.33	39.49	40.67	41.89	43.15	S86
Intermed	15 U05	32.44	33.41	34.41	35.44	36.50	37.59	38.71	39.88	41.08	42.31	43.58	S87
Intermed	15 U10	32.76	33.74	34.75	35.79	36.86	37.96	39.10	40.28	41.48	42.73	44.01	S88
Intermed	15 U15	33.08	34.07	35.09	36.14	37.22	38.34	39.48	40.67	41.89	43.15	44.44	S89
Intermed	15 U20	33.73	34.73	35.77	36.84	37.95	39.08	40.25	41.46	42.70	43.98	45.31	S90
Intermed	16 Base	34.68	35.72	36.80	37.90	39.03	40.20	41.40	42.65	43.93	45.24	46.60	S91
Intermed	16 U05	35.03	36.08	37.17	38.28	39.42	40.60	41.81	43.08	44.37	45.69	47.07	S92
Intermed	16 U10	35.37	36.43	37.54	38.66	39.81	41.00	42.23	43.50	44.81	46.14	47.53	S93
Intermed	16 U15	35.72	36.79	37.90	39.04	40.20	41.41	42.64	43.93	45.25	46.60	48.00	S94
Intermed	16 U20	36.41	37.51	38.64	39.80	40.98	42.21	43.47	44.78	46.13	47.50	48.93	S95
Intermed	17 Base	37.46	38.58	39.74	40.93	42.15	43.41	44.71	46.06	47.44	48.86	50.33	S96
Intermed	17 U05	37.83	38.97	40.14	41.34	42.57	43.84	45.16	46.52	47.91	49.35	50.83	S97
Intermed	17 U10	38.21	39.35	40.53	41.75	42.99	44.28	45.60	46.98	48.39	49.84	51.34	S98
Intermed	17 U15	38.58	39.74	40.93	42.16	43.41	44.71	46.05	47.44	48.86	50.33	51.84	S99
Intermed	17 U20	39.33	40.51	41.73	42.98	44.26	45.58	46.95	48.36	49.81	51.30	52.85	S100
Advanced	8 Base	19.45	20.03	20.63	21.25	21.89	22.55	23.23	23.93	24.65	25.39	26.15	S101
Advanced	8 U05	19.64	20.23	20.84	21.46	22.11	22.78	23.46	24.17	24.90	25.64	26.41	S102
Advanced	8 U10	19.84	20.43	21.04	21.68	22.33	23.00	23.69	24.41	25.14	25.90	26.67	S103
Advanced	8 U15	20.03	20.63	21.25	21.89	22.55	23.23	23.93	24.65	25.39	26.15	26.93	S104
Advanced	8 U20	20.42	21.03	21.66	22.31	22.98	23.68	24.39	25.13	25.88	26.66	27.46	S105
Advanced	9 Base	21.01	21.64	22.29	22.96	23.65	24.36	25.09	25.84	26.62	27.42	28.24	S106
Advanced	9 U05	21.22	21.86	22.51	23.19	23.89	24.60	25.34	26.10	26.89	27.69	28.52	S107
Advanced	9 U10	21.43	22.07	22.74	23.42	24.12	24.85	25.59	26.36	27.15	27.97	28.80	S108
Advanced	9 U15	21.64	22.29	22.96	23.65	24.36	25.09	25.84	26.62	27.42	28.24	29.09	S109
Advanced	9 U20	22.06	22.72	23.40	24.11	24.83	25.58	26.34	27.13	27.95	28.79	29.65	S110
Advanced	10 Base	22.69	23.37	24.07	24.79	25.53	26.30	27.09	27.90	28.74	29.60	30.49	S111
Advanced	10 U05	22.92	23.60	24.31	25.04	25.79	26.56	27.36	28.18	29.03	29.90	30.79	S112
Advanced	10 U10	23.14	23.84	24.55	25.29	26.04	26.83	27.63	28.46	29.31	30.19	31.10	S113
Advanced	10 U15	23.37	24.07	24.79	25.53	26.30	27.09	27.90	28.74	29.60	30.49	31.40	S114
Advanced	10 U20	23.82	24.54	25.27	26.03	26.81	27.62	28.44	29.30	30.18	31.08	32.01	S115
Advanced	11 Base	24.51	25.25	26.01	26.79	27.59	28.42	29.27	30.15	31.05	31.98	32.94	S116
Advanced	11 U05	24.76	25.50	26.27	27.06	27.87	28.70	29.56	30.45	31.36	32.30	33.27	S117
Advanced	11 U10	25.00	25.76	26.53	27.33	28.14	28.99	29.86	30.75	31.67	32.62	33.60	S118
Advanced	11 U15	25.25	26.01	26.79	27.59	28.42	29.27	30.15	31.05	31.98	32.94	33.93	S119
Advanced	11 U20	25.74	26.51	27.31	28.13	28.97	29.84	30.73	31.66	32.60	33.58	34.59	S120
Advanced	12 Base	26.47	27.26	28.08	28.92	29.79	30.68	31.60	32.55	33.53	34.54	35.58	S121
Advanced	12 U05	26.73	27.53	28.36	29.21	30.09	30.99	31.92	32.88	33.87	34.89	35.94	S122

Lincoln County Pay Plan
LCDA Represented Employees - FLSA OT Eligible

Effective: July 1, 2023

Employees will receive an additional 1% over base pay after 5 years of service, 2% after 10 years, 3% after 15 years and 5% after 20 years of service.

Intermediate Certificate or Non-Cert BA Degree receives additional 1% over basic pay; Advanced Cert (only at Non-Cert BA Degree receives an additional 1% over basic pay; PPO assignment, receives additional 3.5%.

Range	Level	Step 1	Step 2	Step 3	Step 4	Step 5	Step 6	Step 7	Step 8	Step 9	Step 10	Step 11	Pay Grade
Advanced 12	U10	27.00	27.81	28.64	29.50	30.39	31.29	32.23	33.20	34.20	35.23	36.29	S123
Advanced 12	U15	27.26	28.08	28.92	29.79	30.68	31.60	32.55	33.53	34.54	35.58	36.65	S124
Advanced 12	U20	27.79	28.62	29.48	30.37	31.28	32.21	33.18	34.18	35.21	36.27	37.36	S125
Advanced 13	Base	28.59	29.45	30.33	31.24	32.18	33.15	34.14	35.16	36.21	37.30	38.42	S126
Advanced 13	U05	28.88	29.74	30.63	31.55	32.50	33.48	34.48	35.51	36.57	37.67	38.80	S127
Advanced 13	U10	29.16	30.04	30.94	31.86	32.82	33.81	34.82	35.86	36.93	38.05	39.19	S128
Advanced 13	U15	29.45	30.33	31.24	32.18	33.15	34.14	35.16	36.21	37.30	38.42	39.57	S129
Advanced 13	U20	30.02	30.92	31.85	32.80	33.79	34.81	35.85	36.92	38.02	39.17	40.34	S130
Advanced 14	Base	30.88	31.81	32.76	33.74	34.75	35.79	36.86	37.97	39.11	40.28	41.49	S131
Advanced 14	U05	31.19	32.13	33.09	34.08	35.10	36.15	37.23	38.35	39.50	40.68	41.90	S132
Advanced 14	U10	31.50	32.45	33.42	34.41	35.45	36.51	37.60	38.73	39.89	41.09	42.32	S133
Advanced 14	U15	31.81	32.76	33.74	34.75	35.79	36.86	37.97	39.11	40.28	41.49	42.73	S134
Advanced 14	U20	32.42	33.40	34.40	35.43	36.49	37.58	38.70	39.87	41.07	42.29	43.56	S135
Advanced 15	Base	33.35	34.35	35.38	36.44	37.53	38.66	39.82	41.01	42.24	43.51	44.82	S136
Advanced 15	U05	33.68	34.69	35.73	36.80	37.91	39.05	40.22	41.42	42.66	43.95	45.27	S137
Advanced 15	U10	34.02	35.04	36.09	37.17	38.28	39.43	40.62	41.83	43.08	44.38	45.72	S138
Advanced 15	U15	34.35	35.38	36.44	37.53	38.66	39.82	41.01	42.24	43.51	44.82	46.16	S139
Advanced 15	U20	35.02	36.07	37.15	38.26	39.41	40.59	41.81	43.06	44.35	45.69	47.06	S140
Advanced 16	Base	36.02	37.10	38.21	39.36	40.54	41.76	43.01	44.30	45.63	47.00	48.41	S141
Advanced 16	U05	36.38	37.47	38.59	39.75	40.95	42.18	43.44	44.74	46.09	47.47	48.89	S142
Advanced 16	U10	36.74	37.84	38.97	40.15	41.35	42.60	43.87	45.19	46.54	47.94	49.38	S143
Advanced 16	U15	37.10	38.21	39.36	40.54	41.76	43.01	44.30	45.63	47.00	48.41	49.86	S144
Advanced 16	U20	37.82	38.96	40.12	41.33	42.57	43.85	45.16	46.52	47.91	49.35	50.83	S145
Advanced 17	Base	38.90	40.07	41.27	42.51	43.79	45.10	46.45	47.84	49.28	50.76	52.28	S146
Advanced 17	U05	39.29	40.47	41.68	42.94	44.23	45.55	46.91	48.32	49.77	51.27	52.80	S147
Advanced 17	U10	39.68	40.87	42.10	43.36	44.67	46.00	47.38	48.80	50.27	51.78	53.33	S148
Advanced 17	U15	40.07	41.27	42.51	43.79	45.10	46.45	47.84	49.28	50.76	52.28	53.85	S149
Advanced 17	U20	40.85	42.07	43.33	44.64	45.98	47.36	48.77	50.23	51.74	53.30	54.89	S150
Basic + FTO 8	Base	18.46	19.01	19.59	20.17	20.78	21.40	22.05	22.71	23.39	24.09	24.82	S151
Basic + FTO 8	U05	18.64	19.20	19.79	20.37	20.99	21.61	22.27	22.94	23.62	24.33	25.07	S152
Basic + FTO 8	U10	18.83	19.39	19.98	20.57	21.20	21.83	22.49	23.16	23.86	24.57	25.32	S153
Basic + FTO 8	U15	19.01	19.58	20.18	20.78	21.40	22.04	22.71	23.39	24.09	24.81	25.56	S154
Basic + FTO 8	U20	19.38	19.96	20.57	21.18	21.82	22.47	23.15	23.85	24.56	25.29	26.06	S155
Basic + FTO 9	Base	19.94	20.53	21.15	21.78	22.44	23.11	23.81	24.53	25.27	26.02	26.80	S156
Basic + FTO 9	U05	20.14	20.74	21.36	22.00	22.66	23.34	24.05	24.78	25.52	26.28	27.07	S157
Basic + FTO 9	U10	20.34	20.94	21.57	22.22	22.89	23.57	24.29	25.02	25.78	26.54	27.34	S158
Basic + FTO 9	U15	20.54	21.15	21.78	22.43	23.11	23.80	24.52	25.27	26.03	26.80	27.60	S159
Basic + FTO 9	U20	20.94	21.56	22.23	22.87	23.56	24.27	25.00	25.76	26.53	27.32	28.14	S160
Basic + FTO 10	Base	21.54	22.18	22.85	23.53	24.24	24.97	25.72	26.49	27.29	28.11	28.95	S161
Basic + FTO 10	U05	21.76	22.40	23.08	23.77	24.48	25.22	25.98	26.75	27.56	28.39	29.24	S162
Basic + FTO 10	U10	21.97	22.62	23.31	24.00	24.72	25.47	26.23	27.02	27.84	28.67	29.53	S163
Basic + FTO 10	U15	22.19	22.85	23.54	24.24	24.97	25.72	26.49	27.28	28.11	28.95	29.82	S164
Basic + FTO 10	U20	22.62	23.29	23.99	24.71	25.45	26.22	27.01	27.81	28.65	29.52	30.40	S165
Basic + FTO 11	Base	23.26	23.95	24.67	25.41	26.17	26.96	27.77	28.60	29.46	30.34	31.25	S166
Basic + FTO 11	U05	23.49	24.19	24.92	25.66	26.43	27.23	28.05	28.89	29.75	30.64	31.56	S167
Basic + FTO 11	U10	23.73	24.43	25.16	25.92	26.69	27.50	28.33	29.17	30.05	30.95	31.88	S168
Basic + FTO 11	U15	23.96	24.67	25.41	26.17	26.96	27.77	28.60	29.46	30.34	31.25	32.19	S169
Basic + FTO 11	U20	24.42	25.15	25.90	26.68	27.48	28.31	29.16	30.03	30.93	31.86	32.81	S170
Basic + FTO 12	Base	25.12	25.88	26.66	27.46	28.28	29.13	30.00	30.90	31.83	32.78	33.76	S171
Basic + FTO 12	U05	25.37	26.14	26.93	27.73	28.56	29.42	30.30	31.21	32.15	33.11	34.10	S172
Basic + FTO 12	U10	25.62	26.40	27.19	28.01	28.85	29.71	30.60	31.52	32.47	33.44	34.44	S173
Basic + FTO 12	U15	25.87	26.66	27.46	28.28	29.13	30.00	30.90	31.83	32.78	33.76	34.77	S174
Basic + FTO 12	U20	26.38	27.17	27.99	28.83	29.69	30.59	31.50	32.45	33.42	34.42	35.45	S175
Basic + FTO 13	Base	27.13	27.94	28.78	29.64	30.53	31.45	32.39	33.36	34.37	35.40	36.47	S176
Basic + FTO 13	U05	27.40	28.22	29.07	29.94	30.84	31.76	32.71	33.69	34.71	35.75	36.83	S177
Basic + FTO 13	U10	27.67	28.50	29.36	30.23	31.14	32.08	33.04	34.03	35.06	36.11	37.20	S178
Basic + FTO 13	U15	27.94	28.78	29.64	30.53	31.45	32.39	33.36	34.36	35.40	36.46	37.56	S179
Basic + FTO 13	U20	28.49	29.34	30.22	31.12	32.06	33.02	34.01	35.03	36.09	37.17	38.29	S180
Basic + FTO 14	Base	29.30	30.19	31.09	32.02	32.98	33.98	34.99	36.04	37.12	38.23	39.38	S181
Basic + FTO 14	U05	29.59	30.49	31.40	32.34	33.31	34.32	35.34	36.40	37.49	38.61	39.77	S182
Basic + FTO 14	U10	29.89	30.79	31.71	32.66	33.64	34.66	35.69	36.76	37.86	38.99	40.17	S183

Lincoln County Pay Plan
LCDA Represented Employees - FLSA OT Eligible

Effective: July 1, 2023

Employees will receive an additional 1% over base pay after 5 years of service, 2% after 10 years, 3% after 15 years and 5% after 20 years of service.

Interim/Initial/Basic or Non-Cert BA Degree receives additional 1% over basic pay. (1st year of Cert/Early or Non-Cert BA Degree receives an additional 1% over basic pay. FTO assignment receives additional 3.5%.

	Range	Level	Step 1	Step 2	Step 3	Step 4	Step 5	Step 6	Step 7	Step 8	Step 9	Step 10	Step 11	Pay Grade
Basic + FTO	14	U15	30.18	31.10	32.02	32.98	33.97	35.00	36.04	37.12	38.23	39.38	40.56	S184
Basic + FTO	14	U20	30.77	31.70	32.64	33.62	34.63	35.68	36.74	37.84	38.98	40.14	41.35	S185
Basic + FTO	15	Base	31.65	32.61	33.58	34.58	35.62	36.68	37.78	38.92	40.09	41.29	42.53	S186
Basic + FTO	15	U05	31.97	32.94	33.92	34.93	35.98	37.05	38.16	39.31	40.49	41.70	42.96	S187
Basic + FTO	15	U10	32.28	33.26	34.25	35.27	36.33	37.41	38.54	39.70	40.89	42.12	43.38	S188
Basic + FTO	15	U15	32.60	33.59	34.59	35.62	36.69	37.78	38.91	40.09	41.29	42.53	43.81	S189
Basic + FTO	15	U20	33.23	34.24	35.26	36.31	37.40	38.51	39.67	40.87	42.09	43.35	44.66	S190
Basic + FTO	16	Base	34.18	35.21	36.26	37.35	38.47	39.62	40.81	42.04	43.30	44.59	45.93	S191
Basic + FTO	16	U05	34.52	35.56	36.62	37.72	38.85	40.02	41.22	42.46	43.73	45.04	46.39	S192
Basic + FTO	16	U10	34.86	35.91	36.99	38.10	39.24	40.41	41.63	42.88	44.17	45.48	46.85	S193
Basic + FTO	16	U15	35.21	36.27	37.35	38.47	39.62	40.81	42.03	43.30	44.60	45.93	47.31	S194
Basic + FTO	16	U20	35.89	36.97	38.07	39.22	40.39	41.60	42.85	44.14	45.47	46.82	48.23	S195
Basic + FTO	17	Base	36.92	38.03	39.17	40.34	41.54	42.78	44.06	45.40	46.76	48.15	49.60	S196
Basic + FTO	17	U05	37.29	38.41	39.56	40.74	41.96	43.21	44.50	45.85	47.23	48.63	50.10	S197
Basic + FTO	17	U10	37.66	38.79	39.95	41.15	42.37	43.64	44.94	46.31	47.70	49.11	50.59	S198
Basic + FTO	17	U15	38.03	39.17	40.35	41.55	42.79	44.06	45.38	46.76	48.16	49.59	51.09	S199
Basic + FTO	17	U20	38.77	39.93	41.13	42.36	43.62	44.92	46.26	47.67	49.10	50.56	52.08	S200
Inter + FTO	8	Base	19.20	19.77	20.37	20.98	21.61	22.26	22.93	23.63	24.32	25.05	25.81	S201
Inter + FTO	8	U05	19.39	19.97	20.57	21.19	21.83	22.48	23.16	23.87	24.56	25.30	26.07	S202
Inter + FTO	8	U10	19.58	20.17	20.78	21.40	22.04	22.71	23.39	24.10	24.81	25.55	26.33	S203
Inter + FTO	8	U15	19.78	20.36	20.98	21.61	22.26	22.93	23.67	24.34	25.05	25.80	26.58	S204
Inter + FTO	8	U20	20.16	20.76	21.39	22.03	22.69	23.37	24.08	24.81	25.54	26.30	27.10	S205
Inter + FTO	9	Base	20.74	21.35	22.00	22.65	23.34	24.04	24.76	25.51	26.28	27.07	27.88	S206
Inter + FTO	9	U05	20.95	21.56	22.22	22.88	23.57	24.28	25.01	25.77	26.54	27.34	28.16	S207
Inter + FTO	9	U10	21.15	21.78	22.44	23.10	23.81	24.52	25.26	26.02	26.81	27.61	28.44	S208
Inter + FTO	9	U15	21.36	21.99	22.66	23.33	24.04	24.76	25.50	26.28	27.07	27.88	28.72	S209
Inter + FTO	9	U20	21.78	22.42	23.10	23.78	24.51	25.24	26.00	26.79	27.59	28.42	29.27	S210
Inter + FTO	10	Base	22.40	23.07	23.76	24.48	25.22	25.96	26.74	27.54	28.37	29.23	30.10	S211
Inter + FTO	10	U05	22.62	23.30	24.00	24.72	25.47	26.22	27.01	27.82	28.65	29.52	30.40	S212
Inter + FTO	10	U10	22.85	23.53	24.24	24.97	25.72	26.48	27.27	28.09	28.94	29.81	30.70	S213
Inter + FTO	10	U15	23.07	23.76	24.47	25.21	25.98	26.74	27.54	28.37	29.22	30.11	31.00	S214
Inter + FTO	10	U20	23.52	24.22	24.95	25.70	26.48	27.26	28.08	28.92	29.79	30.69	31.61	S215
Inter + FTO	11	Base	24.19	24.91	25.66	26.42	27.21	28.03	28.87	29.75	30.64	31.55	32.50	S216
Inter + FTO	11	U05	24.43	25.16	25.92	26.68	27.48	28.31	29.16	30.05	30.95	31.87	32.83	S217
Inter + FTO	11	U10	24.67	25.41	26.17	26.95	27.75	28.59	29.45	30.35	31.25	32.18	33.15	S218
Inter + FTO	11	U15	24.92	25.66	26.43	27.21	28.03	28.87	29.74	30.64	31.56	32.50	33.48	S219
Inter + FTO	11	U20	25.40	26.16	26.94	27.74	28.57	29.43	30.31	31.24	32.17	33.13	34.13	S220
Inter + FTO	12	Base	26.13	26.92	27.73	28.56	29.41	30.30	31.20	32.14	33.10	34.09	35.12	S221
Inter + FTO	12	U05	26.39	27.19	28.01	28.85	29.70	30.60	31.51	32.46	33.43	34.43	35.47	S222
Inter + FTO	12	U10	26.65	27.46	28.28	29.13	30.00	30.91	31.82	32.78	33.76	34.77	35.82	S223
Inter + FTO	12	U15	26.91	27.73	28.56	29.42	30.29	31.21	32.14	33.10	34.09	35.11	36.17	S224
Inter + FTO	12	U20	27.44	28.27	29.12	29.99	30.88	31.82	32.76	33.75	34.76	35.79	36.88	S225
Inter + FTO	13	Base	28.22	29.06	29.93	30.83	31.75	32.71	33.68	34.70	35.74	36.82	37.93	S226
Inter + FTO	13	U05	28.50	29.35	30.23	31.14	32.07	33.04	34.02	35.05	36.10	37.19	38.31	S227
Inter + FTO	13	U10	28.78	29.64	30.53	31.45	32.39	33.36	34.35	35.39	36.45	37.56	38.69	S228
Inter + FTO	13	U15	29.07	29.93	30.83	31.75	32.70	33.69	34.69	35.74	36.81	37.92	39.07	S229
Inter + FTO	13	U20	29.63	30.51	31.43	32.37	33.34	34.35	35.36	36.44	37.53	38.66	39.83	S230
Inter + FTO	14	Base	30.47	31.40	32.33	33.30	34.31	35.34	36.40	37.48	38.60	39.76	40.96	S231
Inter + FTO	14	U05	30.77	31.71	32.65	33.63	34.65	35.69	36.76	37.85	38.99	40.16	41.37	S232
Inter + FTO	14	U10	31.08	32.03	32.98	33.97	35.00	36.05	37.13	38.23	39.37	40.56	41.78	S233
Inter + FTO	14	U15	31.38	32.34	33.30	34.30	35.34	36.40	37.49	38.60	39.76	40.95	42.19	S234
Inter + FTO	14	U20	31.99	32.97	33.95	34.97	36.03	37.11	38.22	39.35	40.53	41.75	43.01	S235
Inter + FTO	15	Base	32.92	33.91	34.92	35.97	37.04	38.15	39.29	40.48	41.69	42.94	44.23	S236
Inter + FTO	15	U05	33.25	34.25	35.27	36.33	37.41	38.53	39.68	40.88	42.11	43.37	44.67	S237
Inter + FTO	15	U10	33.58	34.59	35.62	36.69	37.78	38.91	40.08	41.29	42.52	43.80	45.11	S238
Inter + FTO	15	U15	33.91	34.93	35.97	37.05	38.15	39.29	40.47	41.69	42.94	44.23	45.56	S239
Inter + FTO	15	U20	34.57	35.61	36.67	37.77	38.89	40.06	41.25	42.50	43.77	45.09	46.44	S240
Inter + FTO	16	Base	35.55	36.61	37.72	38.85	40.01	41.21	42.44	43.72	45.03	46.37	47.77	S241
Inter + FTO	16	U05	35.91	36.98	38.10	39.24	40.41	41.62	42.86	44.16	45.48	46.83	48.25	S242
Inter + FTO	16	U10	36.26	37.34	38.47	39.63	40.81	42.03	43.29	44.59	45.93	47.30	48.73	S243
Inter + FTO	16	U15	36.62	37.71	38.85	40.02	41.21	42.45	43.71	45.03	46.38	47.76	49.20	S244

Lincoln County Pay Plan
LCDA Represented Employees - FLSA OT Eligible

Effective: July 1, 2023

Employees will receive an additional 1% over base pay after 5 years of service, 2% after 10 years, 3% after 15 years and 5% after 20 years of service.

Intermediate Certificate or Non-Cert BA Degree receives additional 1% over base pay. Advanced Certificate (only at Non-Cert BA Degree receives an additional 1% over base pay. FTO assignment receives additional 3.5%.

	Range	Level	Step 1	Step 2	Step 3	Step 4	Step 5	Step 6	Step 7	Step 8	Step 9	Step 10	Step 11	Pay Grade
Inter + FTO	16	U20	37.33	38.44	39.61	40.79	42.01	43.27	44.56	45.91	47.28	48.69	50.16	S245
Inter + FTO	17	Base	38.40	39.54	40.73	41.95	43.20	44.50	45.83	47.21	48.63	50.08	51.59	S246
Inter + FTO	17	U05	38.78	39.94	41.14	42.37	43.63	44.95	46.29	47.68	49.12	50.58	52.11	S247
Inter + FTO	17	U10	39.17	40.33	41.54	42.79	44.06	45.39	46.75	48.15	49.60	51.08	52.62	S248
Inter + FTO	17	U15	39.55	40.73	41.95	43.21	44.50	45.84	47.20	48.63	50.09	51.58	53.14	S249
Inter + FTO	17	U20	40.32	41.52	42.77	44.05	45.36	46.73	48.12	49.57	51.06	52.58	54.17	S250
Adv + FTO	8	Base	19.94	20.53	21.15	21.78	22.44	23.11	23.81	24.53	25.27	26.02	26.80	S251
Adv + FTO	8	U05	20.14	20.74	21.36	22.00	22.66	23.34	24.05	24.78	25.52	26.28	27.07	S252
Adv + FTO	8	U10	20.34	20.94	21.57	22.22	22.89	23.57	24.29	25.02	25.78	26.54	27.34	S253
Adv + FTO	8	U15	20.54	21.15	21.78	22.43	23.11	23.80	24.52	25.27	26.03	26.80	27.60	S254
Adv + FTO	8	U20	20.94	21.56	22.21	22.87	23.56	24.27	25.00	25.76	26.53	27.32	28.14	S255
Adv + FTO	9	Base	21.54	22.18	22.85	23.53	24.24	24.97	25.72	26.49	27.29	28.11	28.95	S256
Adv + FTO	9	U05	21.76	22.40	23.08	23.77	24.48	25.22	25.98	26.75	27.56	28.39	29.24	S257
Adv + FTO	9	U10	21.97	22.62	23.31	24.00	24.72	25.47	26.23	27.02	27.84	28.67	29.53	S258
Adv + FTO	9	U15	22.19	22.85	23.54	24.24	24.97	25.72	26.49	27.28	28.11	28.95	29.82	S259
Adv + FTO	9	U20	22.62	23.29	23.99	24.71	25.45	26.22	27.01	27.81	28.65	29.52	30.40	S260
Adv + FTO	10	Base	23.26	23.95	24.67	25.41	26.17	26.96	27.77	28.60	29.46	30.34	31.25	S261
Adv + FTO	10	U05	23.49	24.19	24.92	25.66	26.43	27.23	28.05	28.89	29.75	30.64	31.56	S262
Adv + FTO	10	U10	23.73	24.43	25.16	25.92	26.69	27.50	28.33	29.17	30.05	30.95	31.88	S263
Adv + FTO	10	U15	23.96	24.67	25.41	26.17	26.96	27.77	28.60	29.46	30.34	31.25	32.19	S264
Adv + FTO	10	U20	24.42	25.15	25.90	26.68	27.48	28.31	29.16	30.03	30.93	31.86	32.81	S265
Adv + FTO	11	Base	25.12	25.88	26.66	27.46	28.28	29.13	30.00	30.90	31.83	32.78	33.76	S266
Adv + FTO	11	U05	25.37	26.14	26.93	27.73	28.56	29.42	30.30	31.21	32.15	33.11	34.10	S267
Adv + FTO	11	U10	25.62	26.40	27.19	28.01	28.85	29.71	30.60	31.52	32.47	33.44	34.44	S268
Adv + FTO	11	U15	25.87	26.66	27.46	28.28	29.13	30.00	30.90	31.83	32.78	33.76	34.77	S269
Adv + FTO	11	U20	26.38	27.17	27.99	28.83	29.69	30.59	31.50	32.45	33.42	34.42	35.45	S270
Adv + FTO	12	Base	27.13	27.94	28.78	29.64	30.53	31.45	32.39	33.36	34.37	35.40	36.47	S271
Adv + FTO	12	U05	27.40	28.22	29.07	29.94	30.84	31.76	32.71	33.69	34.71	35.75	36.83	S272
Adv + FTO	12	U10	27.67	28.50	29.36	30.23	31.14	32.08	33.04	34.03	35.06	36.11	37.20	S273
Adv + FTO	12	U15	27.94	28.78	29.64	30.53	31.45	32.39	33.36	34.36	35.40	36.46	37.56	S274
Adv + FTO	12	U20	28.49	29.34	30.22	31.12	32.06	33.02	34.01	35.03	36.09	37.17	38.29	S275
Adv + FTO	13	Base	29.30	30.19	31.09	32.02	32.98	33.98	34.99	36.04	37.12	38.23	39.38	S276
Adv + FTO	13	U05	29.59	30.49	31.40	32.34	33.31	34.32	35.34	36.40	37.49	38.61	39.77	S277
Adv + FTO	13	U10	29.89	30.79	31.71	32.66	33.64	34.66	35.69	36.76	37.86	38.99	40.17	S278
Adv + FTO	13	U15	30.18	31.10	32.02	32.98	33.97	35.00	36.04	37.12	38.23	39.38	40.56	S279
Adv + FTO	13	U20	30.77	31.70	32.64	33.62	34.63	35.68	36.74	37.84	38.98	40.14	41.35	S280
Adv + FTO	14	Base	31.65	32.61	33.58	34.58	35.62	36.68	37.78	38.92	40.09	41.29	42.53	S281
Adv + FTO	14	U05	31.97	32.94	33.92	34.93	35.98	37.05	38.16	39.31	40.49	41.70	42.96	S282
Adv + FTO	14	U10	32.28	33.26	34.25	35.27	36.33	37.41	38.54	39.70	40.89	42.12	43.38	S283
Adv + FTO	14	U15	32.60	33.59	34.59	35.62	36.69	37.78	38.91	40.09	41.29	42.53	43.81	S284
Adv + FTO	14	U20	33.23	34.24	35.26	36.31	37.40	38.51	39.67	40.87	42.09	43.35	44.66	S285
Adv + FTO	15	Base	34.18	35.21	36.26	37.35	38.47	39.63	40.82	42.04	43.30	44.60	45.94	S286
Adv + FTO	15	U05	34.52	35.56	36.62	37.72	38.85	40.03	41.23	42.46	43.73	45.05	46.40	S287
Adv + FTO	15	U10	34.86	35.91	36.99	38.10	39.24	40.42	41.64	42.88	44.17	45.49	46.86	S288
Adv + FTO	15	U15	35.21	36.27	37.35	38.47	39.62	40.82	42.04	43.30	44.60	45.94	47.32	S289
Adv + FTO	15	U20	35.89	36.97	38.07	39.22	40.39	41.61	42.86	44.14	45.47	46.83	48.24	S290
Adv + FTO	16	Base	36.92	38.03	39.17	40.34	41.55	42.80	44.09	45.41	46.77	48.18	49.62	S291
Adv + FTO	16	U05	37.29	38.41	39.56	40.74	41.97	43.23	44.53	45.86	47.24	48.66	50.12	S292
Adv + FTO	16	U10	37.66	38.79	39.95	41.15	42.38	43.66	44.97	46.32	47.71	49.14	50.61	S293
Adv + FTO	16	U15	38.03	39.17	40.35	41.55	42.80	44.08	45.41	46.77	48.17	49.63	51.11	S294
Adv + FTO	16	U20	38.77	39.93	41.13	42.36	43.63	44.94	46.29	47.68	49.11	50.59	52.10	S295
Adv + FTO	17	Base	39.87	41.07	42.30	43.57	44.88	46.23	47.61	49.04	50.51	52.03	53.59	S296
Adv + FTO	17	U05	40.27	41.48	42.72	44.01	45.33	46.69	48.09	49.53	51.02	52.55	54.13	S297
Adv + FTO	17	U10	40.67	41.89	43.15	44.44	45.78	47.15	48.56	50.02	51.52	53.07	54.66	S298
Adv + FTO	17	U15	41.07	42.30	43.57	44.88	46.23	47.62	49.04	50.51	52.03	53.59	55.20	S299
Adv + FTO	17	U20	41.86	43.12	44.42	45.75	47.12	48.54	49.99	51.49	53.04	54.63	56.27	S300

Lincoln County Pay Plan
Non-Represented Sheriff Employees - FLSA Exempt
Effective: July 1, 2023

Annual salary paid based on pay frequency

Employees will receive an additional 1% over base pay after 10 years of service and an additional 2.5% over base pay after 20 years of service

Range	Level	Step 1	Step 2	Step 3	Step 4	Step 5	Step 6	Step 7	Step 8	Step 9	Step 10	Step 11	Pay Grade
13	Base	52,964	54,553	56,190	57,876	59,612	61,400	63,242	65,139	67,093	69,106	71,179	SA01
13	LI10	53,494	55,099	56,752	58,455	60,208	62,014	63,874	65,790	67,764	69,797	71,891	SA02
13	LI20	54,288	55,917	57,595	59,323	61,102	62,935	64,823	66,767	68,770	70,834	72,958	SA03
14	Base	57,201	58,917	60,685	62,506	64,381	66,312	68,301	70,350	72,461	74,635	76,874	Not Used
14	LI10	57,773	59,506	61,292	63,131	65,025	66,975	68,984	71,054	73,186	75,381	77,643	Not Used
14	LI20	58,631	60,390	62,202	64,069	65,991	67,970	70,009	72,109	74,273	76,501	78,796	Not Used
15	Base	61,777	63,630	65,539	67,505	69,530	71,616	73,764	75,977	78,256	80,604	83,022	SA16
15	LI10	62,395	64,266	66,194	68,180	70,225	72,332	74,502	76,737	79,039	81,410	83,852	SA17
15	LI20	63,321	65,221	67,177	69,193	71,268	73,406	75,608	77,876	80,212	82,619	85,098	SA18
16	Base	66,719	68,721	70,783	72,906	75,093	77,346	79,666	82,056	84,518	87,054	89,666	SA04
16	LI10	67,386	69,408	71,491	73,635	75,844	78,119	80,463	82,877	85,363	87,925	90,563	SA05
16	LI20	68,387	70,439	72,553	74,729	76,970	79,280	81,658	84,107	86,631	89,230	91,908	SA06
17	Base	72,057	74,219	76,446	78,739	81,101	83,534	86,040	88,621	91,280	94,018	96,839	Not Used
17	LI10	72,778	74,961	77,210	79,526	81,912	84,369	86,900	89,507	92,193	94,958	97,807	Not Used
17	LI20	73,858	76,074	78,357	80,707	83,129	85,622	88,191	90,837	93,562	96,368	99,260	Not Used
18	Base	77,822	80,157	82,562	85,039	87,590	90,218	92,925	95,713	98,584	101,542	104,588	SA07
18	LI10	78,600	80,959	83,388	85,889	88,466	91,120	93,854	96,670	99,570	102,557	105,634	SA08
18	LI20	79,768	82,161	84,626	87,165	89,780	92,473	95,248	98,106	101,049	104,081	107,203	SA09
19	Base	84,048	86,569	89,166	91,841	94,596	97,434	100,357	103,368	106,469	109,663	112,953	SA10
19	LI10	84,888	87,435	90,058	92,759	95,542	98,408	101,361	104,402	107,534	110,760	114,083	SA11
19	LI20	86,149	88,733	91,395	94,137	96,961	99,870	102,866	105,952	109,131	112,405	115,777	SA12
20	Base	90,772	93,495	96,300	99,189	102,165	105,230	108,387	111,639	114,988	118,438	121,991	Not Used
20	LI10	91,680	94,430	97,263	100,181	103,187	106,282	109,471	112,755	116,138	119,622	123,211	Not Used
20	LI20	93,041	95,832	98,708	101,669	104,719	107,861	111,097	114,430	117,863	121,399	125,041	Not Used
21	Base	98,034	100,975	104,004	107,124	110,338	113,648	117,057	120,569	124,186	127,912	131,749	SA13
21	LI10	99,014	101,985	105,044	108,195	111,441	114,784	118,228	121,775	125,428	129,191	133,066	SA14
21	LI20	100,485	103,499	106,604	109,802	113,096	116,489	119,983	123,583	127,291	131,110	135,043	SA15

Lincoln County Pay Plan

Non-Represented Sheriff Employees - FLSA OT Eligible

Effective: July 1, 2023

Annual salary paid based on pay frequency

Employees will receive an additional 1% over base pay after 10 years of service and an additional 2.5% over base pay after 20 years of service

Range	Level	Step 1	Step 2	Step 3	Step 4	Step 5	Step 6	Step 7	Step 8	Step 9	Step 10	Step 11	Pay Grade
13	Base	25.47	26.23	27.02	27.83	28.66	29.52	30.41	31.32	32.26	33.23	34.23	SA01
13	LI10	25.72	26.49	27.29	28.11	28.95	29.82	30.71	31.63	32.58	33.56	34.57	SA02
13	LI20	26.11	26.89	27.70	28.53	29.38	30.26	31.17	32.10	33.07	34.06	35.09	SA03
14	Base	27.51	28.34	29.19	30.07	30.97	31.90	32.86	33.85	34.87	35.92	37.00	Not Used
14	LI10	27.79	28.62	29.48	30.37	31.28	32.22	33.19	34.19	35.22	36.28	37.37	Not Used
14	LI20	28.20	29.05	29.92	30.82	31.74	32.70	33.68	34.70	35.74	36.82	37.93	Not Used
15	Base	29.71	30.60	31.52	32.47	33.44	34.44	35.47	36.53	37.63	38.76	39.92	SA16
15	LI10	30.01	30.91	31.84	32.79	33.77	34.78	35.82	36.90	38.01	39.15	40.32	SA17
15	LI20	30.45	31.37	32.31	33.28	34.28	35.30	36.36	37.44	38.57	39.73	40.92	SA18
16	Base	32.09	33.05	34.04	35.06	36.11	37.19	38.31	39.46	40.64	41.86	43.12	SA04
16	LI10	32.41	33.38	34.38	35.41	36.47	37.56	38.69	39.85	41.05	42.28	43.55	SA05
16	LI20	32.89	33.88	34.89	35.94	37.01	38.12	39.27	40.45	41.66	42.91	44.20	SA06
17	Base	34.66	35.70	36.77	37.87	39.01	40.18	41.39	42.63	43.91	45.23	46.59	Not Used
17	LI10	35.01	36.06	37.14	38.25	39.40	40.58	41.80	43.06	44.35	45.68	47.06	Not Used
17	LI20	35.53	36.59	37.69	38.82	39.99	41.18	42.42	43.70	45.01	46.36	47.75	Not Used
18	Base	37.43	38.55	39.71	40.90	42.13	43.39	44.69	46.03	47.41	48.83	50.29	SA07
18	LI10	37.80	38.94	40.11	41.31	42.55	43.82	45.14	46.49	47.88	49.32	50.79	SA08
18	LI20	38.37	39.51	40.70	41.92	43.18	44.47	45.81	47.18	48.60	50.05	51.55	SA09
19	Base	40.42	41.63	42.88	44.17	45.50	46.87	48.28	49.73	51.22	52.76	54.34	SA10
19	LI10	40.82	42.05	43.31	44.61	45.96	47.34	48.76	50.23	51.73	53.29	54.88	SA11
19	LI20	41.43	42.67	43.95	45.27	46.64	48.04	49.49	50.97	52.50	54.08	55.70	SA12
20	Base	43.65	44.96	46.31	47.70	49.13	50.60	52.12	53.68	55.29	56.95	58.66	Not Used
20	LI10	44.09	45.41	46.77	48.18	49.62	51.11	52.64	54.22	55.84	57.52	59.25	Not Used
20	LI20	44.74	46.08	47.47	48.89	50.36	51.87	53.42	55.02	56.67	58.37	60.13	Not Used
21	Base	47.14	48.55	50.01	51.51	53.06	54.65	56.29	57.98	59.72	61.51	63.36	SA13
21	LI10	47.61	49.04	50.51	52.03	53.59	55.20	56.85	58.56	60.32	62.13	63.99	SA14
21	LI20	48.32	49.76	51.26	52.80	54.39	56.02	57.70	59.43	61.21	63.05	64.94	SA15

As of publication date, several contracts are expired and have not reached settlement on a new contract. The new contracts would be effective 7/1/2024 and run through the FY25 budget year.



Legal Forms

Legal Forms

NOTICE OF BUDGET COMMITTEE MEETING

A public meeting of the Budget Committee of **LINCOLN COUNTY**, Oregon, to discuss the budget for the fiscal year July 1, 2024 to June 30, 2025 will be held in Room 108 County Courthouse, 225 West Olive Street Newport and streamed live on YouTube. The meeting will take place on the 22nd day of May 2024 at 6:00 P.M. The purpose of the meeting is to receive the budget message and to receive comment from the public on the budget.

Comments may be submitted online at: <https://www.co.lincoln.or.us/boc>

A copy of the budget document will be available on the County website at: <https://www.co.lincoln.or.us/1021/Budget-Committee-Meetings-2024> or may be inspected on or after May 8, 2024 at the Board of Commissioner's office in the Courthouse between the hours of 8:30 AM and 5:00 PM.

This is a public meeting where deliberation of the Budget Committee will take place. Any person may appear at the meeting and discuss the proposed programs with the Budget Committee.

Additional Budget Committee meetings will be held on May 23, 28, 29 & 30 at 6:00 P.M.

A public meeting of the LINCOLN COUNTY BOARD OF COMMISSIONERS will be held on JUNE 26, 2024 at 10:00 AM virtually and in person at 225 West Olive Street, Room 110 Newport, OR 97365. The meeting will be livestreamed on the County website at <https://lincolncoor.portal.civiclerk.com/event/1606/media>. Public comment can be submitted prior to the meeting by emailing [voc@co.lincoln.or.us](mailto:boc@co.lincoln.or.us), via Smartsheet found at: <https://app.smartsheet.com/b/form/363543508b294a83b78cc663fd4dff6b> or by calling 541-265-4100 prior to 12:00 PM on 6/25/2024. The purpose of this meeting is to discuss the LINCOLN COUNTY budget for the fiscal year beginning JULY 1, 2024 as approved by the LINCOLN COUNTY BUDGET COMMITTEE. A summary of the budget is presented below. A copy of the budget may be obtained by emailing [voc@co.lincoln.or.us](mailto:boc@co.lincoln.or.us) or by calling 541-265-4100. It can also be viewed online at: <https://www.co.lincoln.or.us/1167/budget-committeemeetings-2024>. This budget is for an annual period and was prepared on a basis of accounting that is the same as the preceding year.

Contact: Deanna Gravelle Telephone: 541-265-0361 Email: dgravelle@co.lincoln.or.us

FINANCIAL SUMMARY - RESOURCES			
TOTAL OF ALL FUNDS	Actual Amount 2022-2023	Adopted Budget This Year 2023-2024	Approved Budget Next Year 2024-2025
Beginning Fund Balance/Net Working Capital	59,582,766	71,658,231	68,509,119
Fees, Licenses, Permits, Fines, Assessments & Other Service Charges	17,802,312	19,621,887	20,951,765
Federal, State & all Other Grants, Gifts, Allocations & Donations	43,163,011	32,493,061	34,855,030
Revenue from Bonds and Other Debt	-	-	-
Interfund Transfers / Internal Service Reimbursements	4,031,111	10,236,255	5,490,969
All Other Resources Except Current Year Property Taxes	19,940,732	10,333,529	12,121,471
Current Year Property Taxes Estimated to be Received	24,079,259	25,833,000	27,024,000
Total Resources	168,599,191	170,175,963	169,032,354

FINANCIAL SUMMARY - REQUIREMENTS BY OBJECT CLASSIFICATION			
Personnel Services	44,802,026	56,484,309	62,654,421
Materials and Services	25,541,213	38,649,440	39,307,987
Capital Outlay	6,485,322	18,565,800	21,002,518
Debt Service	578,481	609,249	587,300
Interfund Transfers	3,485,486	9,130,397	5,490,969
Special Payments	625,000	600,000	600,000
Contingencies	-	38,026,768	31,127,492
Unappropriated Ending Balance and Reserved for Future Expenditure	-	8,110,000	8,261,667
Total Requirements	81,517,528	170,175,963	169,032,354

FINANCIAL SUMMARY - REQUIREMENTS AND FULL-TIME EQUIVALENT EMPLOYEES (FTE) BY ORGANIZATIONAL UNIT OR PROGRAM			
Name of Organizational Unit or Program	FTE for that unit or program		
General Government	9,328,204	60,699,382	58,869,793
FTE	119.95	84.36	84.8
County Central Services	10,931,665	16,205,116	14,637,550
FTE	-	36.69	37.85
Public Safety	22,588,005	30,690,738	34,263,643
FTE	170.60	176.26	166.55
Community Services	11,897,694	7,582,183	9,576,487
FTE	7.00	8.45	7.00
Health & Human Services	23,846,888	42,874,388	47,934,881
FTE	184.19	177.55	205.2
Not Allocated to Organizational Unit or Program	2,925,072	12,124,156	3,750,000
FTE	-	-	-
Total Requirements	81,517,528	170,175,963	169,032,354
Total FTE	481.74	483.31	501.40

STATEMENT OF CHANGES IN ACTIVITIES and SOURCES OF FINANCING
 There are no major changes in activities or sources of financing for the new fiscal year.

PROPERTY TAX LEVIES			
	Rate or Amount Imposed 2022-2023	Rate or Amount Imposed This Year 2023-2024	Rate or Amount Approved Next Year 2024-2025
Permanent Rate Levy (rate limit 2.8202 per \$1,000)	2.8202	2.8202	2.8202
Local Option Levy	-	-	-
Levy For General Obligation Bonds	-	-	-

STATEMENT OF INDEBTEDNESS		
LONG TERM DEBT	Estimated Debt Outstanding on July 1, 2024	Estimated Debt Authorized, But Not Incurred on July 1, 2024
General Obligation Bonds		
Other Bonds		
Other Borrowings	5,111,661	
Total	5,111,661	

BEFORE THE BOARD OF COUNTY COMMISSIONERS
FOR LINCOLN COUNTY OREGON

In the Matter of: } Adopting the 2024-25 Budget, } Making Appropriations, Levying } Taxes, and Categorizing the Levy }	RESOLUTION NO. <u>24-26-06A</u>
---------------------------------------------------------------------------------------------------------------------------------	---------------------------------

BE IT RESOLVED THAT the Board of County Commissioners of Lincoln County hereby adopts the budget for the fiscal year 2024-25 in the total amount of \$169,117,354 as approved by the Budget Committee of Lincoln County.

BE IT FURTHER RESOLVED THAT the amounts for the fiscal year beginning July 1, 2024 and for the purposes shown below are hereby appropriated as follows:

APPROPRIATION	AMOUNT
GENERAL FUND (101)	
Transfers In	-1,720,470
General Government	8,040,028
Debt Service	584,000
County Central Services	8,598,488
Public Safety	25,218,164
Community Services	1,597,737
Transfer to Community Enhancements Fund	5,000
Transfer to Public Health Fund	312,090
Transfer to Behavioral Health Fund	138,682
Transfer to Community Justice Fund	208,480
Transfer to Radio Communications Fund	40,632
Transfer to Capital Projects Fund	1,000,000
Contingency	9,587,102
TOTAL APPROPRIATIONS	55,330,403
Unappropriated Ending Balance	600,000
FUND TOTAL	55,930,403
 ECONOMIC DEVELOPMENT FUND (102)	
Materials & Services	1,334,523
Contingency	1,890,205
FUND TOTAL	3,224,728
 VEHICLE REPLACEMENT FUND (103)	
Materials & Services	10,700
Capital Outlay	452,500
Transfers Out	35,000
Contingency	716,202
FUND TOTAL	1,214,402

COMMUNITY ENHANCEMENT PROJECTS FUND (105)		
Transfers In		-5,000
Materials & Services		636,424
Contingency		10,500
	FUND TOTAL	<u>646,924</u>
PROPERTY MANAGEMENT FUND (111)		
Materials & Services		523,050
Capital Outlay		100,000
Contingency		754,112
	FUND TOTAL	<u>1,377,162</u>
SOLID WASTE CONSORTIUM FUND (123)		
Materials & Services		85,000
	FUND TOTAL	<u>85,000</u>
PUBLIC WORKS FUND (201)		
Personnel Services		3,915,828
Materials & Services		3,503,710
Capital Outlay		2,025,055
Debt Service		3,300
Transfer to Radio Communications Fund		26,207
Contingency		490,365
	TOTAL APPROPRIATIONS	<u>9,964,465</u>
Unappropriated Ending Balance		7,500,000
	FUND TOTAL	<u>17,464,465</u>
COUNTY COMMONS FUND (203)		
Transfers In		-75,000
Materials & Services		431,982
Contingency		306,779
	FUND TOTAL	<u>738,761</u>
LAW LIBRARY FUND (205)		
Materials & Services		53,500
Contingency		168,750
	FUND TOTAL	<u>222,250</u>
CLERK RECORDS FUNDS (207)		
Personnel Services		42,180
Materials & Services		116,274
	FUND TOTAL	<u>158,454</u>

PUBLIC HEALTH FUND (208)	
Transfers In	-688,080
Personnel Services	8,382,209
Materials & Services	1,977,905
Contingency	1,061,861
FUND TOTAL	<u>11,421,975</u>
MENTAL HEALTH FUND (209)	
Transfers In	-138,682
Personnel Services	9,615,621
Materials & Services	4,973,880
Capital Outlay	4,630,668
Transfers Out	957,742
Contingency	5,076,678
FUND TOTAL	<u>25,254,589</u>
TITLE III/SAFETY NET FUND (213)	
Materials & Services	372,326
Capital Outlay	780,000
FUND TOTAL	<u>1,152,326</u>
SELF INSURANCE FUND (215)	
Materials & Services	1,398,898
Capital Outlay	70,000
Contingency	2,631,869
FUND TOTAL	<u>4,100,767</u>
LINCOLN COMMUNITY HEALTH CENTER FUND (216)	
Transfers In	-616,752
Personnel Services	4,873,740
Materials & Services	2,370,913
Capital Outlay	556,045
Contingency	288,903
FUND TOTAL	<u>8,089,601</u>
CORNER PRESERVATION FUND (217)	
Personnel Services	44,900
Materials & Services	95,075
Capital Outlay	108,000
Contingency	293,313
FUND TOTAL	<u>541,288</u>

HOMELESS PLANNING FUND (218)	
Materials & Services	500,000
FUND TOTAL	<u>500,000</u>
CAPITAL PROJECTS FUND (219)	
Transfers In	-1,971,666
Materials & Services	3,010,000
Capital Outlay	11,095,750
Contingency	3,105,991
FUND TOTAL	<u>17,211,741</u>
DEVELOPMENTAL DISABILITIES FUND (220)	
Personnel Services	1,529,542
Materials & Services	468,167
Contingency	1,171,007
FUND TOTAL	<u>3,168,716</u>
COMMUNITY JUSTICE FUND (250)	
Transfers In	-208,480
Personnel Services	2,351,677
Materials & Services	954,934
Contingency	2,414,865
FUND TOTAL	<u>5,721,476</u>
AMERICAN RESCUE PLAN ACT FUND (275)	
Materials & Services	3,011,038
Capital Outlay	775,000
Transfers Out	1,637,470
Contingency	162,530
FUND TOTAL	<u>5,586,038</u>
RADIO COMMUNICATIONS SYSTEMS FUND (291)	
Transfers In	-66,839
Materials & Services	2,561,717
Contingency	360,636
FUND TOTAL	<u>2,922,353</u>
DUII FUND (601)	
Materials & Services	19,526
Contingency	1,474
FUND TOTAL	<u>21,000</u>

AGATE BEACH DISPOSAL SITE CLOSURE FUND (603)

Materials & Services	52,970
Capital Outlay	35,000
Contingency	542,209
FUND TOTAL	630,179

COUNTY COMMONS FACILITIES FUND (607)

Personnel Services	138,569
Materials & Services	158,125
Capital Outlay	17,000
Transfer to General Fund	83,000
Transfer to County Commons Fund	75,000
Transfer to Capital Projects Fund	971,666
Contingency	289,396
FUND TOTAL	1,732,756

TOTAL APPROPRIATIONS	161,017,354
TOTAL UNAPPROPRIATED	8,100,000
TOTAL ALL FUNDS	169,117,354

BE IT FURTHER RESOLVED THAT the Board of Commissioners of Lincoln County hereby impose the taxes provided for in the adopted budget at the permanent rate of \$2.8202 per \$1,000 for general operations, and that these taxes are hereby imposed and categorized for the tax year 2024-2025 upon the assessed value on all taxable property within the County in accordance with law as of July 1, 2024. The following allocation and categorization subject to the limits of section 11b, Article XI of the Oregon Constitution constitutes the above aggregate levy.


	SUBJECT TO GENERAL GOVERNMENT LIMITATION	EXCLUDED FROM THE LIMITATION
General Fund	\$2.8202/\$1000	\$0

Approved and declared adopted on this 26th day of June 2024.

LINCOLN COUNTY BOARD OF COMMISSIONERS



CASEY MILLER, Chair



CLAIRE HALL, Commissioner



KAETY JACOBSON, Commissioner

NOTICE OF BUDGET COMMITTEE MEETING

A public meeting of the Budget Committee of **LINCOLN COUNTY ANIMAL SERVICES DISTRICT**, Lincoln County, Oregon, to discuss the budget for the fiscal year July 1, 2024 to June 30, 2025 will be held in Room 108 County Courthouse, 225 West Olive Street Newport and streamed live on YouTube. The meeting will take place on the 22nd day of May 2024 at 6:00 P.M. The purpose of the meeting is to receive the budget message and to receive comment from the public on the budget.

Comments may be submitted online at: <https://www.co.lincoln.or.us/boc>

A copy of the budget document will be available on the County website at: <https://www.co.lincoln.or.us/1021/Budget-Committee-Meetings-2024> or may be inspected on or after May 8, 2024 at the Board of Commissioner's office in the Courthouse between the hours of 8:30 AM and 5:00 PM.

This is a public meeting where deliberation of the Budget Committee will take place. Any person may appear at the meeting and discuss the proposed programs with the Budget Committee.

Additional Budget Committee meetings will be held on May 23, 28, 29 & 30 at 6:00 P.M.

FORM OR-LB-1

NOTICE OF BUDGET HEARING

A public meeting of the LINCOLN COUNTY BOARD OF COMMISSIONERS will be held on JUNE 26, 2024 at 10:00 AM virtually and in person at 225 West Olive Street, Room 110 Newport, OR 97365. The meeting will be livestreamed on the County website at <https://lincolncor.portal.civiclerk.com/event/1606/media>. Public comment can be submitted prior to the meeting by emailing boc@co.lincoln.or.us, via Smartsheet found at: <https://app.smartsheet.com/b/form/363543308b294a83b78cc663f64d9f6b> or by calling 541-265-4100 prior to 12:00 PM on 6/25/2024. The purpose of this meeting is to discuss the LINCOLN COUNTY ANIMAL SERVICES DISTRICT budget for the fiscal year beginning JULY 1, 2024 as approved by the LINCOLN COUNTY BUDGET COMMITTEE. A summary of the budget is presented below. A copy of the budget may be obtained by emailing boc@co.lincoln.or.us or by calling 541-265-4100. It can also be viewed online at: <https://www.co.lincoln.or.us/1167/budget-committeemeetings-2024>. This budget is for an annual period and was prepared on a basis of accounting that is the same as the preceding year.

Contact: Deanna Gravelle

Telephone: 541-265-0361

Email: dgravelle@co.lincoln.or.us

FINANCIAL SUMMARY - RESOURCES			
TOTAL OF ALL FUNDS	Actual Amount 2022-2023	Adopted Budget This Year 2023-2024	Approved Budget Next Year 2024-2025
Beginning Fund Balance/Net Working Capital	602,104	595,092	858,630
Fees, Licenses, Permits, Fines, Assessments & Other Service Charges	47,300	41,000	30,500
Federal, State & all Other Grants, Gifts, Allocations & Donations	2,321	3,000	-
Revenue from Bonds and Other Debt	-	-	-
Interfund Transfers / Internal Service Reimbursements	-	-	-
All Other Resources Except Current Year Property Taxes	81,826	42,500	67,000
Current Year Property Taxes Estimated to be Received	940,049	916,000	940,000
Total Resources	1,673,600	1,597,592	1,896,130

FINANCIAL SUMMARY - REQUIREMENTS BY OBJECT CLASSIFICATION			
Personnel Services	594,068	656,818	720,840
Materials and Services	303,672	349,025	342,837
Capital Outlay	-	-	-
Debt Service	-	-	-
Interfund Transfers	-	-	-
Contingencies	-	591,749	832,453
Special Payments	-	-	-
Unappropriated Ending Balance and Reserved for Future Expenditure	-	-	-
Total Requirements	897,740	1,597,592	1,896,130

FINANCIAL SUMMARY - REQUIREMENTS AND FULL-TIME EQUIVALENT EMPLOYEES (FTE) BY ORGANIZATIONAL UNIT OR PROGRAM			
Name of Organizational Unit or Program	FTE for that unit or program		
Animal Services	897,740	1,597,592	1,896,130
Total FTE	9.0	7.0	7.0

STATEMENT OF CHANGES IN ACTIVITIES and SOURCES OF FINANCING
 There are no major changes in activities or sources of financing for the new fiscal year.

PROPERTY TAX LEVIES			
	Rate or Amount Imposed 2022-2023	Rate or Amount Imposed This Year 2023-2024	Rate or Amount Approved Next Year 2024-2025
Permanent Rate Levy (rate limit 11 per \$1,000)	\$0.11	\$0.11	\$0.11
Local Option Levy	-	-	-
Levy For General Obligation Bonds	-	-	-

STATEMENT OF INDEBTEDNESS		
LONG TERM DEBT	Estimated Debt Outstanding on July 1, 2024	Estimated Debt Authorized, But Not Incurred on July 1, 2024
General Obligation Bonds		
Other Bonds		
Other Borrowings		
Total		

**BEFORE THE GOVERNING BODY OF THE LINCOLN COUNTY
ANIMAL SERVICES DISTRICT**

In the Matter of:	}	
Adopting the 2024-25 Budget,	}	RESOLUTION NO. 24-26-06D
Making Appropriations, Levying	}	
Taxes, and Categorizing the Levy	}	

BE IT RESOLVED THAT the governing body of the Lincoln County Animal Services District hereby adopts the budget for the fiscal year 2024-25 in the total amount of \$1,896,130 as approved by the Budget Committee of the Lincoln County Animal Services District.

BE IT FURTHER RESOLVED THAT the amounts for the fiscal year beginning July 1, 2024 and for the purposes shown below are hereby appropriated as follows:

ANIMAL SERVICES DISTRICT FUND

Personnel Services	\$720,840
Materials & Services	\$342,837
Contingency	\$832,453
<hr/>	
FUND TOTAL	\$1,896,130

BE IT FURTHER RESOLVED THAT the Board of County Commissioners of Lincoln County hereby imposes the taxes provided for in the adopted budget at the permanent rate of \$0.11 (11 cents per \$1,000); and that these taxes are hereby imposed and categorized for the tax year 2024-25 upon the assessed value on all taxable property within the County in accordance with the law. The following allocation and categorization subject to the limits of section 11b, Article XI of the Oregon Constitution constitutes the above aggregate levy


	SUBJECT TO GENERAL GOVERNMENT LIMITATION	EXCLUDED FROM THE LIMITATION
Animal Services Fund	\$0.11/\$1000	\$0

Approved and declared adopted on this 26th day of June 2024.

LINCOLN COUNTY BOARD OF COMMISSIONERS



CASEY MILLER, Chair



CLAIRE HALL, Commissioner



KAETY JACOBSON, Commisisoner

NOTICE OF BUDGET COMMITTEE MEETING

A public meeting of the Budget Committee of **LINCOLN COUNTY TRANSPORTATION SERVICE DISTRICT**, Lincoln County, Oregon, to discuss the budget for the fiscal year July 1, 2024 to June 30, 2025 will be held in Room 108 County Courthouse, 225 West Olive Street Newport and streamed live on YouTube. The meeting will take place on the 22nd day of May 2024 at 6:00 P.M. The purpose of the meeting is to receive the budget message and to receive comment from the public on the budget.

Comments may be submitted online at: <https://www.co.lincoln.or.us/boc>

A copy of the budget document will be available on the County website at: <https://www.co.lincoln.or.us/1021/Budget-Committee-Meetings-2024> or may be inspected on or after May 8, 2024 at the Board of Commissioner's office in the Courthouse between the hours of 8:30 AM and 5:00 PM.

This is a public meeting where deliberation of the Budget Committee will take place. Any person may appear at the meeting and discuss the proposed programs with the Budget Committee.

Additional Budget Committee meetings will be held on May 23, 28, 29 & 30 at 6:00 P.M.

FORM OR-LB-1

NOTICE OF BUDGET HEARING

A public meeting of the LINCOLN COUNTY BOARD OF COMMISSIONERS will be held on JUNE 26, 2024 at 10:00 AM virtually and in person at 225 West Olive Street, Room 110 Newport, OR 97365. The meeting will be livestreamed on the County website at <https://lincolncor.portal.civicclerk.com/event/1606/media>. Public comment can be submitted prior to the meeting by emailing boc@co.lincoln.or.us, via Smartsheet found at: <https://app.smartsheet.com/b/form/363543508b294a83b78cc663fd4dff6b> or by calling 541-265-4100 prior to 12:00 PM on 6/25/2024. The purpose of this meeting is to discuss the LINCOLN COUNTY TRANSPORTATION SERVICE DISTRICT budget for the fiscal year beginning JULY 1, 2024 as approved by the LINCOLN COUNTY BUDGET COMMITTEE. A summary of the budget is presented below. A copy of the budget may be obtained by emailing boc@co.lincoln.or.us or by calling 541-265-4100. It can also be viewed online at: <https://www.co.lincoln.or.us/1167/budget-committeemeetings-2024>. This budget is for an annual period and was prepared on a basis of accounting that is the same as the preceding year.

Contact: Deanna Gravelle

Telephone: 541-265-0361

Email: dgravelle@co.lincoln.or.us

FINANCIAL SUMMARY - RESOURCES			
TOTAL OF ALL FUNDS	Actual Amount 2022-2023	Adopted Budget This Year 2023-2024	Approved Budget Next Year 2024-2025
Beginning Fund Balance/Net Working Capital	5,031,273	6,266,713	5,639,617
Fees, Licenses, Permits, Fines, Assessments & Other Service Charges	478,353	490,885	541,203
Federal, State & all Other Grants, Gifts, Allocations & Donations	1,824,063	1,960,876	2,180,545
Revenue from Bonds and Other Debt	-	-	-
Interfund Transfers / Internal Service Reimbursements	-	-	-
All Other Resources Except Current Year Property Taxes	199,629	105,000	216,000
Current Year Property Taxes Estimated to be Received	833,414	855,000	860,000
Total Resources	8,366,732	9,678,474	9,437,365

FINANCIAL SUMMARY - REQUIREMENTS BY OBJECT CLASSIFICATION			
Personnel Services	1,397,156	2,536,764	2,786,677
Materials and Services	851,248	1,941,548	1,951,927
Capital Outlay	557,277	2,665,429	2,450,000
Debt Service	-	-	-
Interfund Transfers	-	1,235,000	-
Contingencies	-	1,299,733	1,048,761
Special Payments	-	-	-
Unappropriated Ending Balance and Reserved for Future Expenditure	-	-	1,200,000
Total Requirements	2,805,681	9,678,474	9,437,365

FINANCIAL SUMMARY - REQUIREMENTS AND FULL-TIME EQUIVALENT EMPLOYEES (FTE) BY ORGANIZATIONAL UNIT OR PROGRAM			
Name of Organizational Unit or Program FTE for that unit or program			
Transportation Services	2,805,681	9,678,474	9,437,365
Total FTE	31.0	31.0	32.7

STATEMENT OF CHANGES IN ACTIVITIES and SOURCES OF FINANCING
 There are no major changes in activities or sources of financing for the new fiscal year.

PROPERTY TAX LEVIES			
	Rate or Amount Imposed 2022-2023	Rate or Amount Imposed This Year 2023-2024	Rate or Amount Approved Next Year 2024-2025
Permanent Rate Levy (rate limit 9.74 per \$1,000)	\$0.0974	\$0.0974	\$0.0974
Local Option Levy	-	-	-
Levy For General Obligation Bonds	-	-	-

STATEMENT OF INDEBTEDNESS		
LONG TERM DEBT	Estimated Debt Outstanding on July 1, 2024	Estimated Debt Authorized, But Not Incurred on July 1, 2024
General Obligation Bonds		
Other Bonds		
Other Borrowings		
Total		

**BEFORE THE GOVERNING BODY OF THE LINCOLN COUNTY
TRANSPORTATION SERVICE DISTRICT**

In the Matter of:	}	
Adopting the 2024-25 Budget,	}	RESOLUTION NO. 24-26-06E
Making Appropriations, Levying	}	
Taxes, and Categorizing the Levy	}	

BE IT RESOLVED THAT the governing body of the Lincoln County Transportation Service District hereby adopts the budget for the fiscal year 2024-25 in the total amount of \$9,437,365 as approved by the Budget Committee of the Lincoln County Transportation Service.

BE IT FURTHER RESOLVED THAT the amounts for the fiscal year beginning July 1, 2024 and for the purposes shown below are hereby appropriated as follows:

TRANSPORTATION SERVICE DISTRICT FUND

Personnel Services	2,786,677
Materials & Services	1,951,927
Capital Outlay	2,450,000
Contingency	1,048,761
TOTAL APPROPRIATIONS	8,237,365
Unappropriated Ending Balance	1,200,000
FUND TOTAL	9,437,365

BE IT FURTHER RESOLVED THAT the Board of County Commissioners of Lincoln County hereby imposes the taxes provided for in the adopted budget at the permanent rate of \$0.0974 (9.74 cents per \$1,000); and that these taxes are hereby imposed and categorized for the tax year 2024-25 upon the assessed value on all taxable property within the County in accordance with the law. The following allocation and categorization subject to the limits of section 11b, Article XI of the Oregon Constitution constitutes the above aggregate levy.

	SUBJECT TO GENERAL GOVERNMENT LIMITATION	EXCLUDED FROM THE LIMITATION
Transit Service Fund	\$0.0974/\$1000	\$0

Approved and declared adopted on this 26th day of June 2024.

LINCOLN COUNTY BOARD OF COMMISSIONERS



CASEY MILLER, Chair



CLAIRE HALL, Commissioner



KAETY JACOBSON, Commisisoner

NOTICE OF BUDGET COMMITTEE MEETING

A public meeting of the Budget Committee of **LINCOLN COUNTY SOLID WASTE DISPOSAL SERVICE DISTRICT**, Lincoln County, Oregon, to discuss the budget for the fiscal year July 1, 2024 to June 30, 2025 will be held in Room 108 County Courthouse, 225 West Olive Street Newport and streamed live on YouTube. The meeting will take place on the 22nd day of May 2024 at 6:00 P.M. The purpose of the meeting is to receive the budget message and to receive comment from the public on the budget.

Comments may be submitted online at: <https://www.co.lincoln.or.us/boc>

A copy of the budget document will be available on the County website at: <https://www.co.lincoln.or.us/1021/Budget-Committee-Meetings-2024> or may be inspected on or after May 8, 2024 at the Board of Commissioner's office in the Courthouse between the hours of 8:30 AM and 5:00 PM.

This is a public meeting where deliberation of the Budget Committee will take place. Any person may appear at the meeting and discuss the proposed programs with the Budget Committee.

Additional Budget Committee meetings will be held on May 23, 28, 29 & 30 at 6:00 P.M.

FORM OR-LB-1

NOTICE OF BUDGET HEARING

A public meeting of the LINCOLN COUNTY BOARD OF COMMISSIONERS will be held on JUNE 26, 2024 at 10:00 AM virtually and in person at 225 West Olive Street, Room 110 Newport, OR 97365. The meeting will be livestreamed on the County website at <https://lincolncor.portal.civiclerk.com/event/1606/media>. Public comment can be submitted prior to the meeting by emailing boc@co.lincoln.or.us, via Smartsheet found at: <https://app.smartsheet.com/b/form/363543508b294a83b78cc663fd4dfff6b> or by calling 541-265-4100 prior to 12:00 PM on 6/25/2024. The purpose of this meeting is to discuss the SOLID WASTE DISTRICT budget for the fiscal year beginning JULY 1, 2024 as approved by the LINCOLN COUNTY BUDGET COMMITTEE. A summary of the budget is presented below. A copy of the budget may be obtained by emailing boc@co.lincoln.or.us or by calling 541-265-4100. It can also be viewed online at: <https://www.co.lincoln.or.us/1167/budget-committeemeetings-2024>. This budget is for an annual period and was prepared on a basis of accounting that is the same as the preceeding year.

Contact: Deanna Gravelle Telephone: 541-265-0361 Email: dgravelle@co.lincoln.or.us

FINANCIAL SUMMARY - RESOURCES			
TOTAL OF ALL FUNDS	Actual Amount 2022-2023	Adopted Budget This Year 2023-2024	Approved Budget Next Year 2024-2025
Beginning Fund Balance/Net Working Capital	970,490	1,030,135	1,248,244
Fees, Licenses, Permits, Fines, Assessments & Other Service Charges	762,697	493,068	444,000
Federal, State & all Other Grants, Gifts, Allocations & Donations	31,000	31,000	31,000
Revenue from Bonds and Other Debt	-	-	-
Interfund Transfers / Internal Service Reimbursements	-	-	-
All Other Resources Except Current Year Property Taxes	57,433	26,500	260,000
Current Year Property Taxes Estimated to be Received	-	-	-
Total Resources	1,821,620	1,580,703	1,983,244

FINANCIAL SUMMARY - REQUIREMENTS BY OBJECT CLASSIFICATION			
Personnel Services	113,794	123,691	133,442
Materials and Services	358,758	817,586	926,892
Capital Outlay	-	-	-
Debt Service	-	-	-
Interfund Transfers	-	-	-
Contingencies	-	639,426	922,910
Special Payments	-	-	-
Unappropriated Ending Balance and Reserved for Future Expenditure	-	-	-
Total Requirements	472,552	1,580,703	1,983,244

FINANCIAL SUMMARY - REQUIREMENTS AND FULL-TIME EQUIVALENT EMPLOYEES (FTE) BY ORGANIZATIONAL UNIT OR PROGRAM			
Name of Organizational Unit or Program FTE for that unit or program			
Solid Waste District Operations	472,552	1,580,703	1,983,244
Total FTE	1.00	1.00	1.00

STATEMENT OF CHANGES IN ACTIVITIES and SOURCES OF FINANCING
 There are no major changes in activities or sources of financing for the new fiscal year.

PROPERTY TAX LEVIES			
	Rate or Amount Imposed 2022-2023	Rate or Amount Imposed This Year 2023-2024	Rate or Amount Approved Next Year 2024-2025
Permanent Rate Levy	-	-	-
Local Option Levy	-	-	-
Levy For General Obligation Bonds	-	-	-

STATEMENT OF INDEBTEDNESS		
LONG TERM DEBT	Estimated Debt Outstanding on July 1, 2024	Estimated Debt Authorized, But Not Incurred on July 1, 2024
General Obligation Bonds		
Other Bonds		
Other Borrowings		
Total		

BEFORE THE GOVERNING BODY OF THE LINCOLN COUNTY SOLID WASTE DISPOSAL SERVICE DISTRICT

In the Matter of: }
Adopting the 2024-25 Budget } RESOLUTION NO. 24-26-06C
And Making Appropriations }

BE IT RESOLVED that the governing body of the Lincoln County Solid Waste Disposal Service District hereby adopts the budget for the fiscal year 2024-25 in the amount of \$1,983,244 as approved by the Budget Committee of the Lincoln County Solid Waste Disposal Service District.

BE IT FURTHER RESOLVED THAT the amounts for the fiscal year beginning July 1, 2024 and for the purposes shown below are hereby appropriated as follows:


SOLID WASTE DISPOSAL DISTRICT FUND

Personnel Services	\$133,442
Materials & Services	\$926,892
Contingency	\$922,910
FUND TOTAL	<u>\$1,983,244</u>


There is no tax levy or other taxes as defined under the provisions of Section 11b, Article XI of the Oregon Constitution to be allocated.

Approved and declared adopted on this 26th day of June 2024.

LINCOLN COUNTY BOARD OF COMMISSIONERS



CASEY MILLER, Chair



CLAIRE HALL, Commissioner



KAETY JACOBSON, Commissioner

NOTICE OF BUDGET COMMITTEE MEETING

A public meeting of the Budget Committee of **LINCOLN COUNTY EXTENSION SERVICE DISTRICT**, Lincoln County, Oregon, to discuss the budget for the fiscal year July 1, 2024 to June 30, 2025 will be held in Room 108 County Courthouse, 225 West Olive Street Newport and streamed live on YouTube. The meeting will take place on the 22nd day of May 2024 at 6:00 P.M. The purpose of the meeting is to receive the budget message and to receive comment from the public on the budget.

Comments may be submitted online at: <https://www.co.lincoln.or.us/boc>

A copy of the budget document will be available on the County website at: <https://www.co.lincoln.or.us/1021/Budget-Committee-Meetings-2024> or may be inspected on or after May 8, 2024 at the Board of Commissioner's office in the Courthouse between the hours of 8:30 AM and 5:00 PM.

This is a public meeting where deliberation of the Budget Committee will take place. Any person may appear at the meeting and discuss the proposed programs with the Budget Committee.

Additional Budget Committee meetings will be held on May 23, 28, 29 & 30 at 6:00 P.M.

FORM OR-LB-1

NOTICE OF BUDGET HEARING

A public meeting of the LINCOLN COUNTY BOARD OF COMMISSIONERS will be held on JUNE 26, 2024 at 10:00 AM virtually and in person at 225 West Olive Street, Room 110 Newport, OR 97365. The meeting will be livestreamed on the County website at <https://lincolncor.portal.civicclerk.com/event/1606/media>. Public comment can be submitted prior to the meeting by emailing boc@co.lincoln.or.us, via Smartsheet found at: <https://app.smartsheet.com/b/form/363543508b294a83b78cc663fd4dfff6b> or by calling 541-265-4100 prior to 12:00 PM on 6/25/2024. The purpose of this meeting is to discuss the LINCOLN COUNTY EXTENSION DISTRICT budget for the fiscal year beginning JULY 1, 2024 as approved by the LINCOLN COUNTY BUDGET COMMITTEE. A summary of the budget is presented below. A copy of the budget may be obtained by emailing boc@co.lincoln.or.us or by calling 541-265-4100. It can also be viewed online at: <https://www.co.lincoln.or.us/1167/budget-committeemeetings-2024>. This budget is for an annual period and was prepared on a basis of accounting that is the same as the preceding year.

Contact: Deanna Gravelle

Telephone: 541-265-0361

Email: dgravelle@co.lincoln.or.us

FINANCIAL SUMMARY - RESOURCES			
TOTAL OF ALL FUNDS	Actual Amount 2022-2023	Adopted Budget This Year 2023-2024	Approved Budget Next Year 2024-2025
Beginning Fund Balance/Net Working Capital	962,426	965,000	989,476
Fees, Licenses, Permits, Fines, Assessments & Other Service Charges	-	-	-
Federal, State & all Other Grants, Gifts, Allocations & Donations	2,824	6,000	2,000
Revenue from Bonds and Other Debt	-	-	-
Interfund Transfers / Internal Service Reimbursements	-	-	-
All Other Resources Except Current Year Property Taxes	93,206	15,000	32,000
Current Year Property Taxes Estimated to be Received	386,021	383,000	390,000
Total Resources	1,444,477	1,369,000	1,413,476

FINANCIAL SUMMARY - REQUIREMENTS BY OBJECT CLASSIFICATION			
Personnel Services	-	-	-
Materials and Services	371,723	574,228	497,550
Capital Outlay	10,000	-	-
Debt Service	-	-	-
Interfund Transfers	-	-	-
Contingencies	-	525,772	515,926
Special Payments	-	-	-
Unappropriated Ending Balance and Reserved for Future Expenditure	-	269,000	400,000
Total Requirements	381,723	1,369,000	1,413,476

FINANCIAL SUMMARY - REQUIREMENTS AND FULL-TIME EQUIVALENT EMPLOYEES (FTE) BY ORGANIZATIONAL UNIT OR PROGRAM			
Name of Organizational Unit or Program FTE for that unit or program			
Extension District Operations	381,723	1,369,000	1,413,476
Total FTE	-	-	-

STATEMENT OF CHANGES IN ACTIVITIES and SOURCES OF FINANCING
 There are no major changes in activities or sources of financing for the new fiscal year.

PROPERTY TAX LEVIES			
	Rate or Amount Imposed 2022-2023	Rate or Amount Imposed This Year 2023-2024	Rate or Amount Approved Next Year 2024-2025
Permanent Rate Levy (rate limit 4.51 per \$1,000)	\$0.0451	\$0.0451	\$0.0451
Local Option Levy	-	-	-
Levy For General Obligation Bonds	-	-	-

STATEMENT OF INDEBTEDNESS		
LONG TERM DEBT	Estimated Debt Outstanding on July 1, 2024	Estimated Debt Authorized, But Not Incurred on July 1, 2024
General Obligation Bonds		
Other Bonds		
Other Borrowings		
Total		

**BEFORE THE GOVERNING BODY OF THE LINCOLN COUNTY
EXTENSION SERVICE DISTRICT**

In the Matter of: Adopting the 2024-25 Budget, Making Appropriations, Levying Taxes, and Categorizing the Levy	} } } }	RESOLUTION NO. 24-26-06B
-----------------------------------------------------------------------------------------------------------------------------------------------------	------------------	---------------------------------

BE IT RESOLVED THAT the governing body of the Lincoln County Extension Service District hereby adopts the budget for the fiscal year 2024-25 in the total amount of \$1,413,476 as approved by the Budget Committee of the Lincoln County Extension Service District.

BE IT FURTHER RESOLVED THAT the amounts for the fiscal year beginning July 1, 2024, and for the purposes shown below are hereby appropriated as follows:

EXTENSION SERVICE DISTRICT FUND


Materials & Services		497,550
Contingency		515,926
TOTAL APPROPRIATIONS		1,013,476
Unappropriated Ending Balance		400,000
FUND TOTAL		1,413,476

BE IT FURTHER RESOLVED THAT the Board of County Commissioners of Lincoln County hereby imposes the taxes provided for in the adopted budget at the permanent rate of \$0.0451 (4.51 cents per \$1,000); and that these taxes are hereby imposed and categorized for the tax year 2024-25 upon the assessed value on all taxable property within the County in accordance with the law. The following allocation and categorization subject to the limits of section 11b, Article XI of the Oregon Constitution constitutes the above aggregate levy.


	SUBJECT TO GENERAL GOVERNMENT LIMITATION	EXCLUDED FROM THE LIMITATION
Extension Service District Fund	\$0.0451/\$1000	\$0

Approved and declared adopted on this 26th day of June 2024.

LINCOLN COUNTY BOARD OF COMMISSIONERS



CASEY MILLER, Chair



CLAIRE HALL, Commissioner



KAETY JACOBSON, Commisisoner

NOTICE OF BUDGET COMMITTEE MEETING

A public meeting of the Budget Committee of **SILETZ ENHANCED LAW ENFORCEMENT DISTRICT**, Lincoln County, Oregon, to discuss the budget for the fiscal year July 1, 2024 to June 30, 2025 will be held in Council Chambers, City Hall, 215 West Buford Ave. Siletz and streamed live on YouTube. The meeting will take place on the 28th day of May 2024 at 6:00 P.M. The purpose of the meeting is to receive the budget message and to receive comment from the public on the budget.

Comments may be submitted online at: <https://www.co.lincoln.or.us/boc>

A copy of the budget document will be available on the County website at: <https://www.co.lincoln.or.us/1021/Budget-Committee-Meetings-2024> or may be inspected on or after May 8, 2024 at the Board of Commissioner's office in the Courthouse between the hours of 8:30 AM and 5:00 PM.

This is a public meeting where deliberation of the Budget Committee will take place. Any person may appear at the meeting and discuss the proposed programs with the Budget Committee.

Additional Budget Committee meetings will be held on May 22, 23, 29 & 30 at 6:00 P.M.

FORM OR-LB-1

NOTICE OF BUDGET HEARING

A public meeting of the LINCOLN COUNTY BOARD OF COMMISSIONERS will be held on JUNE 26, 2024 at 10:00 AM virtually and in person at 225 West Olive Street, Room 110 Newport, OR 97365. The meeting will be livestreamed on the County website at <https://lincolncor.portal.civicclerk.com/event/1606/media>. Public comment can be submitted prior to the meeting by emailing [voc@co.lincoln.or.us](mailto:boc@co.lincoln.or.us), via Smartsheet found at: <https://app.smartsheet.com/b/form/363543508b294a83b78cc663fd4df6b> or by calling 541-265-4100 prior to 12:00 PM on 6/25/2024. The purpose of this meeting is to discuss the SILETZ AREA ENHANCED LAW ENFORCEMENT DISTRICT budget for the fiscal year beginning JULY 1, 2024 as approved by the LINCOLN COUNTY BUDGET COMMITTEE. A summary of the budget is presented below. A copy of the budget may be obtained by emailing [voc@co.lincoln.or.us](mailto:boc@co.lincoln.or.us) or by calling 541-265-4100. It can also be viewed online at: <https://www.co.lincoln.or.us/1167/budget-committeemeetings-2024>. This budget is for an annual period and was prepared on a basis of accounting that is the same as the preceding year.

Contact: Deanna Gravelle

Telephone: 541-265-0361 Email: dgravelle@co.lincoln.or.us

FINANCIAL SUMMARY - RESOURCES			
TOTAL OF ALL FUNDS	Actual Amount 2022-2023	Adopted Budget This Year 2023-2024	Approved Budget Next Year 2024-2025
Beginning Fund Balance/Net Working Capital	306,699	368,552	396,763
Fees, Licenses, Permits, Fines, Assessments & Other Service Charges			
Federal, State & all Other Grants, Gifts, Allocations & Donations	128,443	184,655	182,809
Revenue from Bonds and Other Debt			
Interfund Transfers / Internal Service Reimbursements			
All Other Resources Except Current Year Property Taxes	4,705	200	5,229
Current Year Property Taxes Estimated to be Received	245,719	250,000	250,000
Total Resources	685,566	803,407	834,801

FINANCIAL SUMMARY - REQUIREMENTS BY OBJECT CLASSIFICATION			
Personnel Services			
Materials and Services	354,348	369,310	404,297
Capital Outlay	-	-	-
Debt Service	-	-	-
Interfund Transfers	-	-	-
Contingencies	-	434,097	430,504
Special Payments	-	-	-
Unappropriated Ending Balance and Reserved for Future Expenditure	-	-	-
Total Requirements	354,348	803,407	834,801

FINANCIAL SUMMARY - REQUIREMENTS AND FULL-TIME EQUIVALENT EMPLOYEES (FTE) BY ORGANIZATIONAL UNIT OR PROGRAM			
Name of Organizational Unit or Program FTE for that unit or program			
Siletz Enhanced Law Enforcement Operations	354,348	803,407	834,801
Total FTE	-	-	-

STATEMENT OF CHANGES IN ACTIVITIES and SOURCES OF FINANCING
 There are no major changes in activities or sources of financing for the new fiscal year.

PROPERTY TAX LEVIES			
	Rate or Amount Imposed 2022-2023	Rate or Amount Imposed This Year 2023-2024	Rate or Amount Approved Next Year 2024-2025
Permanent Rate Levy (rate limit 1.3100 per \$1,000)	1.31	1.31	1.31
Local Option Levy	-	-	-
Levy For General Obligation Bonds	-	-	-

STATEMENT OF INDEBTEDNESS		
LONG TERM DEBT	Estimated Debt Outstanding on July 1, 2024	Estimated Debt Authorized, But Not Incurred on July 1, 2024
General Obligation Bonds		
Other Bonds		
Other Borrowings		
Total		

BEFORE THE GOVERNING BODY OF SILETZ AREA ENHANCED LAW ENFORCEMENT SERVICE DISTRICT

In the Matter of:	}	
Adopting the 2024-25 Budget,	}	RESOLUTION NO. 24-26-06F
Making Appropriations, Levying	}	
Taxes, and Categorizing the Levy	}	

BE IT RESOLVED THAT the governing body of the Siletz Area Enhanced Law Enforcement Service District hereby adopts the budget for the fiscal year 2024-25 in the total amount of \$834,801 as approved by the Budget Committee of the Siletz Area Enhanced Law Enforcement Service District.

BE IT FURTHER RESOLVED THAT the amounts for the fiscal year beginning July 1, 2024, and for the purposes shown below are hereby appropriated as follows:

SILETZ AREA ENHANCED LAW ENFORCEMENT SERVICE DISTRICT FUND


Materials & Services	404,297
Contingency	430,504
	<hr/>
FUND TOTAL	834,801

BE IT FURTHER RESOLVED THAT the Board of County Commissioners of Lincoln County hereby imposes the taxes provided for in the adopted budget at the permanent rate of \$1.3100 per \$1,000 of taxable property value; and that these taxes are hereby imposed and categorized for the tax year 2024-25 upon the assessed value on all taxable property within the District in accordance with the law. The following allocation and categorization subject to the limits of section 11b, Article XI of the Oregon Constitution constitutes the above aggregate levy.

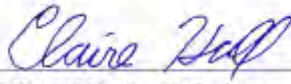
	SUBJECT TO GENERAL GOVERNMENT LIMITATION	EXCLUDED FROM THE LIMITATION
Siletz Area Enhanced Law Enforcement Service District Fund	\$1.31/\$1000	\$0

Approved and declared adopted on this 26th day of June 2024.

LINCOLN COUNTY BOARD OF COMMISSIONERS




CASEY MILLER, Chair



CLAIRE HALL, Commissioner



KAETY JACOBSON, Commisisoner



Glossary

Accrual basis. Method of accounting recognizing transactions when they occur without regard toward cash flow timing [ORS 294.311(1)].

Activity. That portion of the work of an organizational unit relating to a specific function or class of functions, a project or program, a subproject or subprogram, or any convenient division of these [ORS 294.311(2)].

Adopted budget. Financial plan that is the basis for appropriations. Adopted by the governing body [ORS 294.456].

Ad valorem tax. A property tax computed as a percentage of the value of taxable property. See “Assessed Value.”

Appropriation. Authorization for spending a specific amount of money for a specific purpose during a fiscal year. It is based on the adopted budget, including supplemental budgets, if any. It is presented in a resolution or ordinance adopted by the governing body [ORS 294.311(3)].

Approved budget. The budget that has been approved by the budget committee. The data from the approved budget is published in the Financial Summary before the budget hearing [ORS 294.428].

Assessed value. The value set on real and personal property as a basis for imposing taxes. It is the lesser of the property’s maximum assessed value or real market value. The growth is limited to 3% unless an exception applies (e.g., new or enlarged structure).

Assessment date. The date on which the real market value of property is set—January 1.

Audit. The annual review and appraisal of a municipal corporation’s accounts and fiscal affairs conducted by an accountant under contract or the Secretary of State [ORS 297.425].

Audit report. A report in a form prescribed by the Secretary of State made by an auditor expressing an opinion about the propriety of a local government’s financial statements, and compliance with requirements, orders and regulations.

Bequest. A gift by will of personal property; a legacy.

Biennial budget. A budget for a 24-month period.

Billing rate. A district's tax rate used to compute ad valorem taxes for each property. The billing rate is expressed in dollars per \$1,000 of assessed property value.

Budget. Written document showing the local government's comprehensive financial plan for one fiscal year or biennium. It must include a balanced statement of actual revenues and expenditures during each of the last two years, and estimated revenues and expenditures for the current and upcoming year [ORS 294.311(5)].

Budget committee. Fiscal planning board of a local government, consisting of the governing body plus an equal number of registered voters appointed from the district [ORS 294.414].

Budget message. Written explanation of a local government's budget and financial policies, including any changes from the prior fiscal year. It is prepared and presented under the direction of the executive officer or chairperson of the governing body [ORS 294.403].

Budget officer. Person appointed by the governing body to assemble budget material and information and to physically prepare the proposed budget [ORS 294.331].

Budget period. For local governments on a biennial budget, the 24-month period beginning July 1 and ending June 30 of the second following calendar year. See also "Fiscal year."

Budget transfers. Amounts moved from one fund to finance activities in another fund. They are shown as expenditures in the originating fund and revenues in the receiving fund.

Capital outlay. Items which generally have a useful life of one or more years, such as machinery, land, furniture, equipment, or buildings.

Capital projects fund. A fund used to account for resources, such as bond sale proceeds, and expenditures to be used for major capital item purchase or construction [OAR 150- 294.352(1)].

Cash basis. System of accounting under which revenues are accounted for only when received in cash, and expenditures are accounted for only when paid [ORS 294.311(9)].

Category of limitation. The three categories of taxes on property for the purpose of the constitutional limits - education, general government, excluded from limitation [ORS 310.150].

Compression. A reduction in taxes required by Measure 5 (1990) property tax limits. Compression is computed on a property-by-property basis, and is first applied towards local option tax levies, then permanent rate levies.

Consolidated billing tax rate. The consolidated billing tax rate is the combined total of the billing rates for all taxing districts in a limitation category in the code area but does not include the billing rate for any urban renewal special levies or non-ad valorem taxes, fees, or other charges.

Constitutional limits. The maximum amount of tax on property that can be collected from an individual property for education and for other government activities (Art. XI, sect. 11b, Or Const.).

Contingency. An amount appropriated in anticipation that some operating expenditures will become necessary which cannot be foreseen and planned in the budget. A general operating fund may

contain one line for operating contingency [ORS 294.388].

Debt service fund. A fund established to account for payment of general long-term debt principal and interest [OAR 150-294.352(1)].

Devise. A gift by will of the donor of real property.

District. See “Local government.” A local government entity that imposes property taxes (e.g. county, city, K-12 school district).

Division of tax. Division of tax refers to the process of, and revenue from, apportioning tax to urban renewal agencies based on the relationship of the excess to frozen value, a.k.a. tax increment revenue.

Double majority. A term that refers to an election where at least 50 percent of the registered voters eligible to vote in the election cast a ballot and more than 50 percent voting approve the question. (Any March or September Election)

Education category. The limitation category for taxes that will be used to support the public school system and that are not used to pay exempt bonded indebtedness [ORS 310.150(1)(b)].

Encumbrance. An obligation chargeable to an appropriation and for which part of the appropriation is reserved [ORS 294.311(13)].

Enterprise fund. A fund established to account for operations that are financed and operated in a manner similar to private business enterprises. They are usually self-supporting. Examples of enterprise funds are those for water, gas, and electric utilities, swimming pools, airports, parking garages, transit systems, and ports [OAR 150- 294.352(1)].

Excluded from limitation category. The category for taxes used to pay principal and interest on exempt bonded indebtedness [ORS 310.150(1)(a)].

Exempt bonded indebtedness. 1) Bonded indebtedness authorized by a specific provision of the Oregon Constitution, or 2) bonded indebtedness issued as a general obligation on or before November 6, 1990, incurred for capital construction or capital improvements, or 3) bonded indebtedness issued as a general obligation after November 6, 1990, incurred for capital construction or capital improvements with the approval of the electors of the local government. Bonded indebtedness issued to refund or refinance any bonded indebtedness described above is also included [ORS 310.140(7)(b)].

Existing plan. An existing urban renewal plan is defined as a plan that existed in December 1996, and, 1) chose an option and, 2) established a maximum amount of indebtedness by July 1998 and has not been amended to increase the land area or maximum indebtedness [ORS 457.435(4)(a)].

Expenditures. Total amount incurred if accounts are kept on an accrual basis; total amount paid if accounts are kept on a cash basis. Does not include amounts budgeted for interfund transfers, contingency, reserved for future expenditure or unappropriated ending fund balance. [ORS 294.311(16)].

Fiscal year. A 12 month period to which the annual operating budget applies. The fiscal year is July 1 through June 30 for local governments [ORS 294.311(17)].

Fund. A fiscal and accounting entity with self-balancing accounts to record cash and other financial resources, related liabilities, balances and changes, all segregated for specific, regulated activities and objectives.

Fund balance. The excess of the assets of a fund over its liabilities and reserves. [ORS 294.311(18)].

Fund type. One of nine fund types: General, special revenue, debt service, capital projects, special assessment, enterprise, internal service, trust and agency, and reserve [OAR 150- 294.352(1)].

General fund. A fund used to account for most fiscal activities except for those activities required to be accounted for in another fund [OAR 150-294.352(1)].

General government category. The limitation category for taxes used to support general government operations that are not for the purposes of paying exempt bonded indebtedness [ORS 310.150(1)(c)].

Governing body. County court or board of commissioners, city council, school board, board of trustees, board of directors, or other managing board of a local government unit [ORS 294.311(20)].

Grant. A donation or contribution in cash by one governmental unit to another unit which may be made to support a specified purpose or function, or general purpose [ORS 294.311(21)].

Interfund loan. Loan made from one fund to another and authorized by resolution or ordinance [ORS 294.468].

Interfund Transfer. Transfer from an existing appropriation category in one fund to another existing appropriation category in another fund. [ORS 294.463].

Intrafund Transfer. Transfer from one existing appropriation category to another within the same fund. [ORS 294.463].

Internal service fund. A fund used to account for fiscal activities when goods or services are provided by one organizational unit to another on a cost-reimbursement basis [ORS 294.311(23) and 294.343].

Levy. Amount of ad valorem tax certified by a local government for the support of governmental activities.

Liability. Debt or other legal obligation arising from transactions in the past which must be liquidated, renewed, or refunded at a future date; does not include encumbrances [ORS 294.311(24)].

Local government. Any city, county, port, school district, community college, public or quasi-public corporation (including a municipal utility or dock commission) operated by a separate board or commission; a municipal corporation or municipality [ORS 294.311(26)].

Local option tax. Taxing authority approved by voters that is in addition to the taxes generated by the permanent tax rate. Local option taxes can be for general operations, a specific purpose or capital projects. They are limited to five years unless they are for a capital project, then they are limited to the useful life of the project or 10 years, whichever is less.

Materials and Services. Expenses for operating costs and supplies and contracted services, such as utilities, rent, liability insurance, repair parts, fuel, accountant's fees, etc.

Maximum assessed value (MAV). The maximum taxable value limitation placed on real or personal property by the Article XI, section 11 of the Constitution. It can increase a maximum of 3 percent each year. The 3 percent limit may be exceeded if there are qualifying improvements made to the property, such as a major addition or new construction.

Maximum authority. The limitation on the amount of revenue that can be raised each year for an existing urban renewal plan area [ORS 457.435(3)(a)]. Plans that are not existing plans do not have a maximum authority amount. This amount is adjusted each year based on the growth of excess value in the plan area.

Maximum indebtedness. The amount of the principal of the indebtedness necessary to complete an urban renewal plan. This does not include indebtedness incurred to refund or refinance existing indebtedness [ORS 457.190(3)(a)]. It is specified in dollars and cents and based on good faith estimates of the scope and costs of the anticipated project or projects. All existing plans are required to have an ordinance which establishes a maximum indebtedness.

Measure 5. A constitutional tax rate limitation (Article XI, Section 11b) passed by the voters in 1990 which restricts the amount an individual property can be taxed. Measure 5 limits school taxes to \$5 per \$1,000 of 'real market value'. All other general government taxes are limited to \$10 per \$1,000 of 'real market value'.

Measure 50. Initially this measure was passed as Measure 47 in 1996 and was found to be unworkable, so was rewritten and submitted to the voters as Measure 50 in 1997 and passed. M50 reduced every property's 1995-96 assessed value by 10%, and also limited the amount of annual growth of the assessed value to 3 %. M50 also established permanent rate limitations for each taxing district in the state based on the current year tax in 1997, and then reduced 13% for most districts. If a district did not have a tax levy in 1997 and had never levied a tax, they could later request a permanent rate limit by going to the voters through a ballot measure.

Municipal corporation. See "Local government."

Municipality. See "Local government."

Net working capital. The sum of the cash balance, accounts receivable expected to be realized during the ensuing year, inventories, supplies, prepaid expenses less current liabilities and, if encumbrance method of accounting is used, reserve for encumbrances [ORS 294.311(27)].

Object classification. A grouping of expenditures, such as personnel services, materials and services, capital outlay, debt services, and other types of requirements [ORS 294.311(29)].

Operating rate. The rate determined by dividing the local government's tax amount by the estimated assessed value in district. This rate is calculated by the assessor when a local government imposes its operating tax as an amount, rather than a tax rate.

Ordinance. A formal enactment by the governing board of a municipality.

Organizational unit. Any administrative subdivision of the local government, especially one charged with carrying on one or more specific functions such as a department, office or division. [ORS 294.311(31)].

Personnel Services. Expenses related to the compensation of salaried employees, such as health and accident insurance premiums, Social Security and retirement contributions, civil service assessments.

Permanent rate limit. The maximum rate of ad valorem property taxes that a local government can impose. Taxes generated from the permanent rate limit can be used for any purpose. No action of the local government or its voters can increase or decrease a permanent rate limit. A district can levy any rate or amount up to their permanent rate authority each year.

Prior years' tax levies. Taxes levied for fiscal years preceding the current one.

Program. A group of related activities to accomplish a major service or function for which the local government is responsible [ORS 294.311(33)].

Property taxes. An ad valorem tax, another other "tax on property", or fees, charges and assessments that are specifically authorized by statute to be certified to the county assessor by a local government unit.

Proposed budget. Financial and operating plan prepared by the budget officer. It is submitted to the public and the budget committee for review.

Publication. Public notice given by publication in a newspaper of general circulation within the boundaries of the local government; mailing through the U.S. Postal Service by first class mail to each street address, PO Box and Rural Route within the boundaries of the local government; or hand delivery to each street address, PO Box and Rural Route address within the boundaries of the local government.

Real Market Value (RMV). The amount in cash which could reasonably be expected by an informed seller from an informed buyer in an arm's-length transaction as of the assessment date (Jan 1). [ORS 308.205].

Reserve for Future Expenditure. An amount budgeted, but not appropriated, that is not anticipated to be spent in the fiscal year, but rather carried forward into future fiscal years. The correct way to "save" money under Local Budget Law.

Reserve fund. Established to accumulate money from year to year for a specific purpose, such as purchase of new equipment [ORS 294.346; 280.050].

Resolution. A formal order of a governing body; lower legal status than an ordinance.

Resource. Estimated beginning funds on hand plus anticipated receipts [ORS 294.361].

Special levy. A special levy is an ad valorem tax imposed for an existing urban renewal plan. It is not a result of a division of tax but rather imposed directly for the plan.

Special revenue fund. A fund used to account for the proceeds of specific revenue sources that are legally restricted to expenditure for specific purposes [OAR 150-294.352(1)].

Special payment. A budget expenditure category for distributions, pass-through payments, grants made to other organizations and other one-time or unusual expenditures where goods or services are not received in return, and that do not fall into the other categories of personal services, materials and services, capital outlay, etc.

Supplemental budget. A revised financial plan prepared to meet unexpected needs or to spend revenues not anticipated when the regular budget was adopted. It cannot be used to authorize additional taxes. [ORS 294.471].

Tax increment financing. A financial mechanism for urban renewal plans which captures the tax from the growth in property value within a designated geographical area. AKA urban renewal division of tax.

Tax on property. Any tax, fee, charge or assessment imposed by any government unit upon property or upon a property owner as a direct consequence of ownership of that property [ORS 310.140(18)].

Tax rate. The amount of tax stated in terms of a unit of tax for each \$1,000 of assessed value of taxable property.

Tax roll. The official list showing the amount of taxes imposed against each taxable property.

Tax year. The fiscal year from July 1 through June 30.

Trust fund. A fund used to account for fiscal activities of assets held in trust by a local government.

Unappropriated ending fund balance. Amount set aside in the budget to be used as a cash carryover to the next year's budget. It provides the local government with operating cash until tax money is received from the county treasurer in November. This amount cannot be transferred by resolution or used through a supplemental budget, unless necessitated by a qualifying emergency [ORS 294.398]



INACTIVE DEPARTMENTS

BUDGET ORG

Various Funds
Various Departments

KEY STAFF

Deanna Gravelle, Asst Finance Director
Renee Card, Accounting Analyst - Budget/GL

OVERVIEW

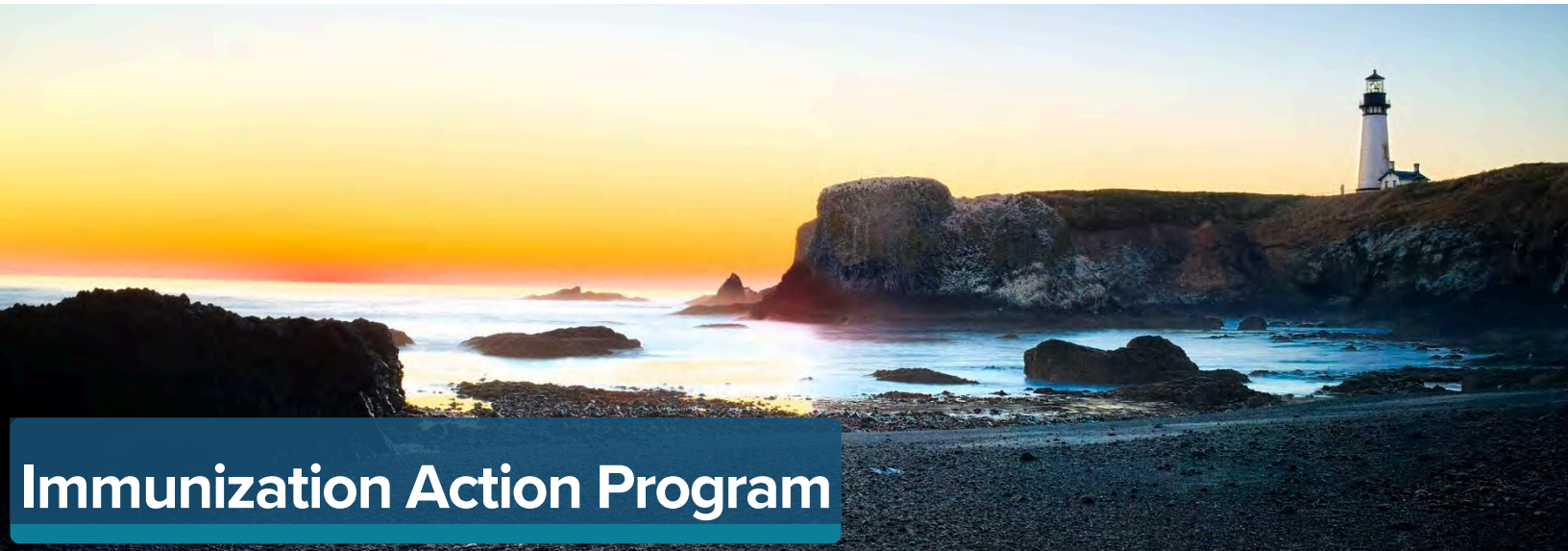
These pages contain historical data for departments that are no longer active in the current budget year.

Closed as of FY25

- Fund 101, Dept 134 Medical Examiner
- Fund 208, Dept 457 Immunization Action Plan
- Fund 250, Dept 640 Basic Center Grant
- Fund 219, Dept 100 HHS Facility Projects
- Fund 219, Dept 110 Echo Mountain Road Remediation

Closed Prior to FY 25

- Fund 101, Dept 991 Other General Government
- Fund 101 Dept 992 Other Public Safety
- Fund 101, Dept 993 Other Community Services
- Fund 219, Dept 400 Parking Lot Improvement
- Fund 219, Dept 500 A&T Software Project
- Fund 219, Dept 600 Storage Facility Project



Immunization Action Program

BUDGET ORG

Fund: 208 Public Health Fund
Dept: 457 Immunization Action Program
Category: Health & Human Services

KEY STAFF

OVERVIEW

This department is closing for FY24-25. No Narrative Required.

REVENUE & EXPENDITURE SUMMARY

Immunization Action Program Revenues & Expenses

	ACTUALS			FY24 ADOPTED BUDGET	FY 25 ADOPTED BUDGET		% Change
	FY2021	FY2022	FY2023	FY2024	FY2025	\$ Variance	
Revenues							
Beginning Balance	\$16,859	\$0	\$34,391	\$78,018	\$0	-\$78,018	-
Charges For Services	\$69,538	\$11,600	\$16,019	\$12,000	\$0	-\$12,000	-
Intergovernmental - Federal	\$66,547	\$2,050,870	\$139,552	\$13,550	\$0	-\$13,550	-
Intergovernmental - State	\$71,646	\$78,955	\$0	-	\$0	\$0	-
Miscellaneous	-	\$100	-	-	\$0	\$0	-
Interfund Transfers In	\$0	-	\$98,757	-	\$0	\$0	-
REVENUES TOTAL	\$224,589	\$2,141,525	\$288,719	\$103,568	\$0	-\$103,568	-
Expenses							
Elected Officials	-	-	-	-	\$0	\$0	-
Non-Represented	\$26,855	\$44,815	\$6,530	-	\$0	\$0	-
Represented	\$50,244	\$383,154	\$480	\$8,812	\$0	-\$8,812	-
Part Time	\$124,442	\$56,686	-	-	\$0	\$0	-
Holiday & Special Rate Pay	-	-	-	-	\$0	\$0	-
Overtime	\$4,666	\$2,797	-	-	\$0	\$0	-
Retirement	\$8,600	\$47,888	\$818	\$969	\$0	-\$969	-
Insurance	\$11,174	\$101,118	\$2,892	\$6,220	\$0	-\$6,220	-
Other Personnel Expenses	\$20,458	\$51,128	\$766	\$875	\$0	-\$875	-
Client Services	\$120	\$540	-	-	\$0	\$0	-
Furniture & Equipment <\$10K	\$6,793	\$13,506	-	-	\$0	\$0	-
IT Software & Equipment	-	\$1,187	-	-	\$0	\$0	-
Office Expense	\$37,775	\$40,719	\$6,341	\$6,900	\$0	-\$6,900	-
Other Contract Services	\$26,703	\$49,208	\$3,824	\$6,300	\$0	-\$6,300	-
Program Expenses	\$31,143	\$70,266	\$14,125	\$16,600	\$0	-\$16,600	-
Rent & Facilities Expense	\$337	\$313	-	-	\$0	\$0	-
Training & Professional Development	\$3,443	\$13,761	-	\$500	\$0	-\$500	-
Travel	\$130	\$371	-	-	\$0	\$0	-
Capital Expenditures	-	\$42,770	-	-	\$0	\$0	-
Internal Service Charges	\$35,151	\$44,013	\$8,481	\$3,223	\$0	-\$3,223	-
Contingency	-	-	-	\$53,168	\$0	-\$53,168	-
EXPENSES TOTAL	\$388,034	\$964,240	\$44,257	\$103,567	\$0	-\$103,567	-
Revenues less Expenses	-\$163,445	\$1,177,285	\$244,462	\$1	\$0	-	-



Echo Mountain Road Remediation

BUDGET ORG

KEY STAFF

Fund: 219 Capital Projects Fund
 Dept: 110 Echo Mountain Road Remediation
 Category: Capital Projects

OVERVIEW

This department is closing for FY24-25. No Narrative Required.

REVENUE & EXPENDITURE SUMMARY

Echo Mountain Road Remediation Expenses vs Revenues

	ACTUALS			FY24 ADOPTED BUDGET		FY 25 ADOPTED BUDGET		\$ Variance	% Change
	FY2021	FY2022	FY2023	FY2024	FY2025				
Revenues									
Beginning Balance	-	-	\$500,000	\$500,000	\$0	-\$500,000	-		
Intergovernmental - State	-	\$500,000	-	-	\$0	\$0	-		
REVENUES TOTAL	-	\$500,000	\$500,000	\$500,000	\$0	-\$500,000	-		
Expenses									
Capital Expenditures	-	-	-	\$500,000	\$0	-\$500,000	-		
EXPENSES TOTAL	-	-	-	\$500,000	\$0	-\$500,000	-		
Revenues less Expenses	\$0	\$500,000	\$500,000	\$0	\$0	-	-		



Medical Examiner

BUDGET ORG

Fund: 101 General Fund
 Dept: 134 Medical Examiner
 Category: Public Safety

KEY STAFF

OVERVIEW

This department is closing for FY24. No Narrative Required

REVENUE & EXPENDITURE SUMMARY

Medical Examiner Revenues & Expenses

	ACTUALS			FY24 ADOPTED BUDGET		FY 25 ADOPTED BUDGET		\$ Variance	% Change
	FY2021	FY2022	FY2023	FY2024	FY2025				
Revenues									
-	-	-	-	-	-	-	-	-	-
REVENUES TOTAL	0	0	0	0	0	0	0	0	0
Expenses									
Office Expense	\$480	\$480	\$480	\$600	\$0	\$0	-\$600	-	-
Other Contract Services	\$43,815	\$43,155	\$46,010	\$124,720	\$0	\$0	-\$124,720	-	-
Program Expenses	\$3,262	\$3,302	\$3,444	\$2,400	\$0	\$0	-\$2,400	-	-
EXPENSES TOTAL	\$47,557	\$46,938	\$49,935	\$127,720	\$0	\$0	-\$127,720	-	-
Revenues less Expenses	-\$47,557	-\$46,938	-\$49,935	-\$127,720	\$0	\$0	-	-	-



HHS Facility

BUDGET ORG

Fund: 219 Capital Fund
 Dept: 100 HHS Facility
 Category: Capital Projects

KEY STAFF

OVERVIEW

This department is closing for FY 24-25. No Narrative Required.

REVENUE & EXPENDITURE SUMMARY

HHS Facility Expenses & Revenues

	2020-21 Actual	2021 - 22 Actual	2022 - 23 Actual	2023 - 24 Budget	2024 - 25 Budget
Revenues					
Beginning Fund Balance					
Beginning Balance	\$1,930,128	\$1,930,128	\$1,522,537	\$1,231,437	\$0
BEGINNING FUND BALANCE TOTAL	\$1,930,128	\$1,930,128	\$1,522,537	\$1,231,437	\$0
Transfers In	\$0	\$0	\$438,942	\$0	\$0
REVENUES TOTAL	\$1,930,128	\$1,930,128	\$1,961,478	\$1,231,437	\$0
Expenses					
Capital Expenditures					
Capital Expenditures	\$0	\$407,592	\$1,709,439	\$1,131,437	\$0
CAPITAL EXPENDITURES TOTAL	\$0	\$407,592	\$1,709,439	\$1,131,437	\$0
Materials & Services					
Other Contract Services	\$0	\$0	\$8,766	\$100,000	\$0
MATERIALS & SERVICES TOTAL	\$0	\$0	\$8,766	\$100,000	\$0
EXPENSES TOTAL	\$0	\$407,592	\$1,718,205	\$1,231,437	\$0
REVENUES LESS EXPENSES	\$1,930,128	\$1,522,537	\$243,274	\$0	\$0



Basic Center Grant

BUDGET ORG

Fund: 250 Community Justice Fund
Dept: 640 Youth TIDES/Basic Center Grant
Category: County Central Services

KEY STAFF

OVERVIEW

The department is closing for FY 24-25. No Narrative Required.

REVENUE & EXPENDITURE SUMMARY

Basic Center Grant [250-640]

	ACTUALS			FY24 ADOPTED BUDGET	FY 25 ADOPTED BUDGET	\$ Variance	% Change
	FY2021	FY2022	FY2023	FY2024	FY2025		
Revenues							
Beginning Balance	-	-\$46,212	-\$80,349	-\$146,622	\$0	\$146,622	-
Intergovernmental - Federal	\$50,000	\$80,171	\$23,187	\$30,000	\$0	-\$30,000	-
Miscellaneous	-	-	-	-	\$0	\$0	-
Interfund Transfers In	\$16,667	\$22,222	-	\$5,555	\$0	-\$5,555	-
REVENUES TOTAL	\$66,667	\$56,181	-\$57,162	-\$111,067	\$0	\$111,067	-
Expenses							
Elected Officials	-	-	-	-	\$0	\$0	-
Non-Represented	\$16,139	\$20,831	\$32,985	\$8,727	\$0	-\$8,727	-
Represented	\$34,158	\$58,409	-	\$23,794	\$0	-\$23,794	-
Holiday & Special Rate Pay	\$54	\$75	\$138	\$36	\$0	-\$36	-
Overtime	-	-	-	-	\$0	\$0	-
Retirement	\$5,620	\$9,064	\$3,846	\$3,635	\$0	-\$3,635	-
Insurance	\$16,983	\$22,324	\$8,223	\$16,765	\$0	-\$16,765	-
Other Personnel Expenses	\$6,311	\$10,510	\$3,643	\$4,133	\$0	-\$4,133	-
PS Budget Adjustments	-	-	-	-	\$0	\$0	-
Furniture & Equipment <\$10K	\$62	-	-	-	\$0	\$0	-
Office Expense	\$9	\$0	\$149	-	\$0	\$0	-
Other Contract Services	\$150	-	-	-	\$0	\$0	-
Program Expenses	\$19,121	\$4,175	-	-	\$0	\$0	-
Training & Professional Development	\$458	\$383	-	-	\$0	\$0	-
Travel	\$20	\$462	-	-	\$0	\$0	-
Internal Service Charges	\$10,317	\$13,773	\$8,678	\$195	\$0	-\$195	-
Contingency	-	-	-	-	\$0	\$0	-
EXPENSES TOTAL	\$109,402	\$140,007	\$57,662	\$57,285	\$0	-\$57,285	-
Revenues less Expenses	-\$42,735	-\$83,826	-\$114,824	-\$168,352	\$0	-	-