

# Regional Community Health Improvement Planning

## Equity, Diversity & Inclusion

Equity, Diversity & Inclusion are essential for community health. They promote equal access to resources and opportunities, and can improve mental and physical health outcomes for all community members.

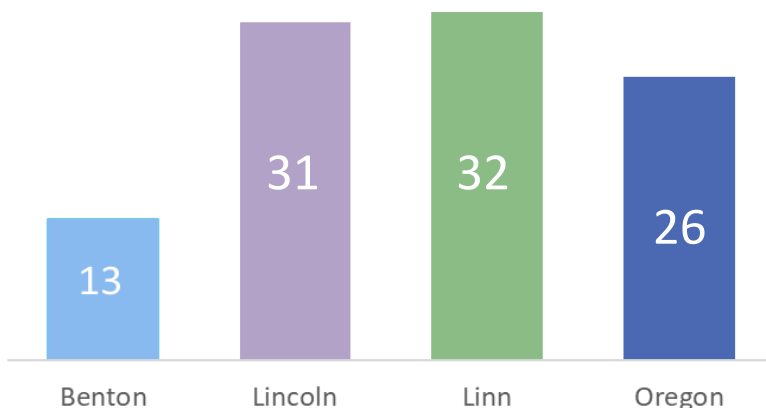
### Key Health Data

- The percentages of individuals living in poverty with a disability within Linn County and Lincoln County were higher than the state of Oregon in 2021.
- Minoritized racial and ethnic populations in our region were more likely to live in poverty than White individuals.
- Benton County had a larger foreign-born population than both Lincoln and Linn counties.

### Focus on: Accessibility

The region on average was racially/ethnically less diverse than the state of Oregon

Percentage of individuals living in poverty with a disability



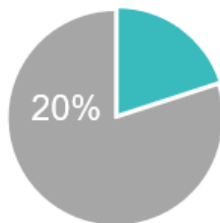
1 in 9 individuals within the region spoke another language at home in 2020.

## Focus on: Poverty Distribution

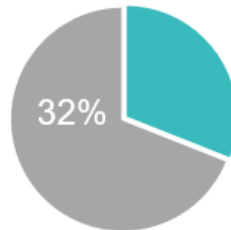
In our region in 2020, the highest poverty rate by race was among Asians (32%), with Black/African Americans (25%) having the second highest poverty rate, and Hispanics/Latinos having the third highest poverty rate (19%).

### Percentage of individuals within each race/ethnicity living in poverty in the region

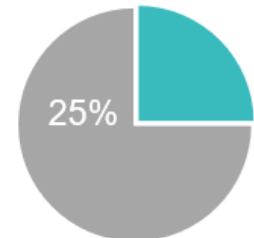
American Indian and  
Alaskan Native



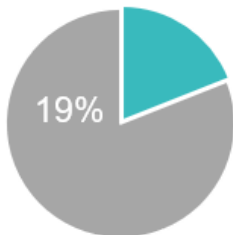
Asian



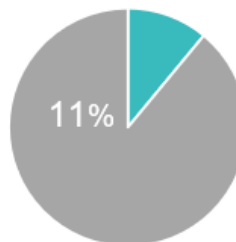
Black/African American



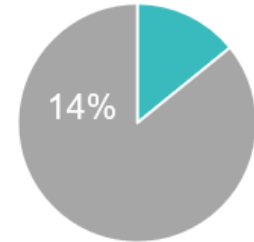
Hispanic/Latino



Native Hawaiian and  
Pacific Islander



White



To learn more:

[Visit this website](#) to see all 7 key health themes and the full Regional Community Health Assessment: <https://bit.ly/BCHD-CommunityHealthImprovement>

Take the survey to help prioritize 3 health issues for the Community Health Improvement Plan: Scan the QR code or click here: <https://bit.ly/RHA-KeyThemesSurvey>

