

**LINCOLN COUNTY, OREGON
ANNUAL BUDGET
FISCAL YEAR 2019-2020**

**LINCOLN COUNTY
FY 2019-20 ANNUAL BUDGET**

TABLE OF CONTENTS

	Page Number
Message from the Board of Commissioners	1
Budget Message	3
County History	5
How the Budget Is Developed	8
Lincoln County Organization Chart	9
Revenue Estimates by Fund	10
Appropriated Expenditures by Fund	11
Budget Summary by Fund	12
 GENERAL FUND (101):	
Fund Summary	13
Expenditure Summary by Department	14
<u>General Government Summary</u>	15
001 Board of Commissioners	16
002 Board of Property Tax Appeals	18
003 Planning & Development	20
005 Geographic Information System (GIS)	23
010 Central Administration	25
013 Finance	27
020 Assessor	29
031 Clerk – Elections	31
032 Clerk – Other	33
050 Tax Collection	35
060 Surveyor	37
070 Treasurer	39
164 Mail Room	41
201 VRD Licensing & Enforcement	43
911 Property Management	45
912 Facilities Maintenance	47
913 Computer Services (IT)	49
950 Personnel	51
991 Other General Government	53
<u>Public Safety Summary</u>	56
011 DA - Drug Court	57
124 Community Justice - Work Crew	59
125 Community Justice - HB 3194/Transitional Housing	61
126 Community Justice - Community Corrections	63
129 Community Justice – Downward Departure Grant..	68
130 District Attorney (DA)	70
134 DA - Medical Examiner	73
135 DA - Child Support Enforcement	75
142 DA – Rural Domestic Violence Passthrough Grant .	77
150 DA - Victim’s Assistance Program	79
155 DA – VOCA Grant	81
204 Sheriff’s Office Administration (SO)	83
205 Stepping Up Initiative Grant	85
206 SO – Support Services.....	87
210 SO – Patrol & Investigations	89
211 SO – Marine Patrol	93
285 SO – Forest Contract	95
290 SO – Emergency Services	97
610 SO – County Jail	99

**LINCOLN COUNTY
FY 2019-20 ANNUAL BUDGET**

TABLE OF CONTENTS

		Page Number
611	SO – Jail/Juvenile Detention Health	102
640	Community Justice – Juvenile Detention & Shelter .	104
992	Other Public Safety	107
	<u>Community Services Summary</u>	109
080	Veteran’s Services	110
910	Parks	112
993	Other Community Services	115
	Closed Departments (Published for History Only)...	117-120
 HEALTH & HUMAN SERVICES FUNDS:		
	<u>PUBLIC HEALTH FUND (208)</u>	121
375	Solid Waste Disposal	123
401	Public Health Accreditation	125
405	Communicable Disease	127
407	Public Health - Prevention.....	130
410	HHS Administration	132
411	Maternal/Child Home Visiting	135
412	Nurse-Family Partnership	137
413	WIC Program	139
414	Tobacco Education/Prevention	141
417	Parents As Teachers Program.....	143
422	Developmental Disabled Case Management	145
430	Addictions Prevention	147
434	Emergency Preparedness	149
440	Environmental Health	151
441	Vital Statistics	153
452	HIV Prevention	155
457	Immunization Action Plan	157
461	Maternal/Child Population Health	160
490	Safe Drinking Water	162
	Closed Departments (Published for History Only) ..	164-165
	<u>MENTAL HEALTH SERVICES FUND (209)</u>	166
420	Child, Adolescent & Family Services.....	167
421	AMHI/ACT Services	170
423	Adult Mental Health Services ...	172
424	Crisis Services	175
427	Co-Occurring Disorders/Dual Diagnosis Services ..	177
428	Mental Health Residential Payments	180
	Closed Departments (Published for History Only)...	182-183
	<u>COMMUNITY HEALTH CENTER FUND (FQHC) (216)</u>	184
701	Primary Care Health Centers	185
702	School-Based Health Centers	188
704	Reproductive Health Grant	191
706	Veterans’ Administration Medical Services	194
 OTHER COUNTY FUNDS:		
	<u>ECONOMIC DEVELOPMENT FUND (102-102)</u>	196
	<u>VEHICLE REPLACEMENT FUND (103-103)</u>	198
	<u>ROAD FUND (201)</u>	200
301	Engineering	203
302	Fleet Services	205
303	General Road	207

**LINCOLN COUNTY
FY 2019-20 ANNUAL BUDGET**

TABLE OF CONTENTS

	Page Number
<u>COUNTY COMMONS FUND (203)</u>	210
<u>LAW LIBRARY FUND (205)</u>	212
<u>COUNTY CLERK RECORDS FUND (207)</u>	214
<u>TITLE III/SAFETY NET FUND (213)</u>	216
<u>SELF INSURANCE FUND (215)</u>	218
<u>CORNER PRESERVATION FUND (217)</u>	220
<u>CAPITAL PROJECTS FUND (219)</u>	222
<u>RADIO COMMUNICATIONS SYSTEMS FUND (291)</u>	231
<u>DUII FUND (601)</u>	233
<u>AGATE BEACH DISPOSAL CLOSURE FUND (603)</u>	235
<u>COUNTY COMMONS (FAIR) FACILITIES FUND (607)</u>	237
 SPECIAL DISTRICTS:	
<u>LINCOLN COUNTY TRANSPORTATION DISTRICT (204)</u> ...	239
<u>LINCOLN COUNTY SOLID WASTE DISTRICT (210)</u>	243
<u>LINCOLN COUNTY ANIMAL SERVICES DISTRICT (212)</u>	247
<u>SILETZ AREA ENHANCED LAW ENFORCEMENT DISTRICT (230)</u>	253
<u>LINCOLN COUNTY EXTENSION SERVICE DISTRICT (859)</u> .	257
 APPENDIX	
Budgeted Position History	260
County Employees Pay Plans	267
Proposed Capital Purchases List	316
Planned Public Improvement Summary:	
General	317
Road	318
2019-20 Budget Appropriations Resolutions:	
Lincoln County	319
Lincoln County Transportation Service District	323
Lincoln County Solid Waste Disposal District	324
Lincoln County Animal Services District	325
Lincoln County Extension Service District	326
Siletz Area Enhanced Law Enforcement District	328

2019-20 LINCOLN COUNTY BUDGET

Message from the Board of Commissioners...

The Board of Commissioners, with the assistance of the County Management Team, presents a balanced budget for fiscal year 2019-20. We are pleased to once again be making strategic investments in people and equipment that will allow us to continue to improve our delivery of services, while also boosting our fiscal stability. In this work we continue to be guided by our county mission statement:

“..to provide essential public services, both legally required and locally desired, in an efficient, effective, and respectful manner.”

Lincoln County’s economy continues to show encouraging signs of recovery, with unemployment at a record low, but many of our revenue sources remain static, some show minimal growth, and others are declining. We continue to operate as leanly and efficiently as possible, balancing our economic unknowns and limited resources with the need to deliver quality services to the residents of our county.

During the worst of the recession, we were down to a one-month reserve fund balance, while best practices suggest a three to four-month reserve fund balance. This year, we are adding an additional \$600,000 to our reserves, which brings us back to our pre-recession reserve fund balance, which is within the best practices guidelines.

Our proposed new investments for this year focus on bolstering our public safety, mental health, and substance abuse efforts by providing support for a new diversion program to be managed by the District Attorney’s office and a treatment specialist housed within our Community Justice program. We are also replacing many hardware and software systems at the end (or beyond) of their useful lives and purchasing needed new equipment for the Sheriff’s Office.


We are also proposing use of dedicated and one-time monies to fund a new combined Transit – Emergency Operations Center to be constructed near the County Commons as part of the overall redevelopment of that property. This will allow us to develop a transit hub serving the entire county, and construct an

Emergency Operations Center, capable of withstanding the strongest projected earthquakes, to enhance our emergency services capacity and resources.

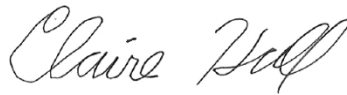
Amidst all the recent economic challenges, there are many encouraging signs for Lincoln County, and we remain convinced that our long-term future is bright. In closing, we want to thank all of the Lincoln County staff that work every day to uphold our mission and provide outstanding service to the public. We salute the intelligence, energy, and integrity they bring to serving the people of Lincoln County. They are truly the heart of this organization.

Respectfully submitted,

Lincoln County Board of Commissioners



Kaety Jacobson



Claire Hall, Chair



Doug Hunt





LINCOLN COUNTY BUDGET MESSAGE FY 2019-20

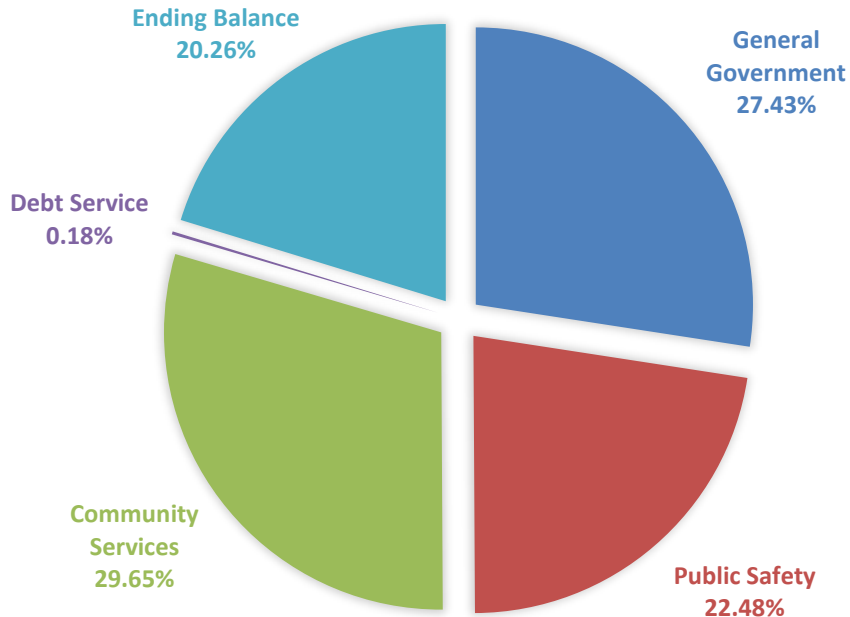
This budget document portrays the expected financial performance of Lincoln County for fiscal year 2019-20. In conformance with Oregon Revised Statutes, the budget appropriates the operations of the General Fund on a program basis. The three appropriation programs are general government operations, public safety and community services. Each main program has various departments within it that are shown by the categories of personnel services, materials and services, capital outlay, and special payments. The remaining funds of the County are appropriated by the categories personnel services, materials and services, and capital outlay. Additionally, all funds include separate appropriations for debt service, transfers and contingency, where applicable. Special reserve balances and unappropriated ending balances are included where needed. All funds are presented as balanced between revenue and expenditures as required by Oregon Revised Statutes, Chapter 294. This document is organized on a fund basis.

County funds are budgeted and accounted for on the modified accrual basis of accounting. Revenues are recorded at the time they become measurable and available to finance expenditures of the current period, and expenditures are recorded at the time liabilities are incurred, except for inter-fund transactions which are recorded on the accrual basis. No major changes in financial policies are anticipated in this fiscal year.

Property tax revenue is the single biggest source of revenue for the County. The County's permanent tax rate remains at \$2.8202/ \$1,000 of assessed valuation. Other major revenues include intergovernmental revenue – grants and payments received from federal, state, and other local governments; a 10% transient room tax; permits and fees charged for specific activities in the County; and charges for services – amounts charged for direct service provided by the County.

The 2019-20 budget totals \$109,020,816, an increase from the current year of \$9,265,870. This 9.2% increase stems mainly from general increases in operational costs of personnel and materials and services, plus a stepped-up appropriation for capital projects. The combined County-wide Contingency and Reserve categories amount to \$21,935,913, which is 20% of the total County budget. The graph below depicts the activity distribution expected for 2019-20.

LINCOLN COUNTY ANNUAL BUDGET FY 2019-20 BY FUNCTION



The total General Fund proposed budget is \$47,358,093. In the General Fund, Personnel Services are increasing by \$2,462,528, a 9.3% increase over the current budget. Materials and Services are increasing by 11% or \$1,126,772, and capital outlay is increasing \$191,518 or 19% from the 2018-19 fiscal year. The combined Contingency and Reserve categories for the General Fund for FY 2019-20 are estimated at \$6,002,201, 12.7% of the total fund's operational expenditures.

Submitted by,

Janice Riessbeck
Budget Officer

LINCOLN COUNTY, OREGON FY 2019-20 ANNUAL BUDGET

COUNTY HISTORY

Lincoln County is a municipal corporation of the State of Oregon. It is located along the Central Oregon Coast approximately 114 miles southwest of the City of Portland, Oregon. The County was organized under the general laws of the State of Oregon in 1893.

Encompassing approximately 1,000 square miles of area, the County's boundaries include the cities of Lincoln City, Depoe Bay, Newport, Toledo, Siletz, Waldport and Yachats, as well as other smaller coastal and rural communities. The estimated population of the County is approximately 45,000. The County Seat is Newport with a population of approximately 10,000.

Major elements of the economic base of the County are tourism/recreation, fishing, seafood processing, forest products manufacturing, logging, agriculture, and ocean research.

A three member Board of Commissioners, whose full-time salaried members are elected on a countywide basis to staggered four-year terms of office, governs the County. The Board of Commissioners has the responsibility to oversee all activities related to the operations of the County. There is also a Board appointed budget committee of lay members, which works in conjunction with the Board of Commissioners in establishing the budget in public hearings and reviewing financial performance during the fiscal year. The Board annually elects a Chair at the beginning of the calendar year. The present Board of Commissioners and their terms of office are as follows:

<u>Member</u>	<u>Term Began</u>	<u>Term Expires</u>
Doug Hunt	6/01/12	1/01/2023
Kaety Jacobson	1/07/19	1/01/2023
Claire Hall	1/03/05	1/01/2021

Other officials, elected for the administration of their specific departments include: District Attorney, Michelle Branam; County Clerk, Dana Jenkins; Sheriff, Curtis Landers; Treasurer, Jayne Welch; and Assessor, Joseph Davidson.

ASSESSMENT AND EQUALIZATION

The property tax is the method used by Oregon cities, counties, schools and special districts to raise revenue to support the operations of local government. The State of Oregon has not levied property taxes since 1941 and obtains its revenue principally from income taxation. Property tax administration, governed by the Oregon Constitution, the State's taxation laws, and regulations of the Department of Revenue, involve the processes of assessment, equalization, levy, and collection of taxes.

The process of identifying and assigning a value to taxable property is termed "assessment" and the process of maintaining uniformity of values between property owners and various classes of property is termed "equalization". Assessment of property is administered by the County Assessor except for public utility property and some industrial properties, which are assessed by the state Department of Revenue.

Property subject to taxation includes all privately owned real property such as: land, buildings, and improvements; and business personal property, including machinery, office furniture, and equipment. There is no property tax on household furnishings, personal belongings, automobiles, crops, livestock, orchards, business inventories or intangible property such as stocks, bonds, or bank accounts. Property used for religious, fraternal, and government purposes is exempt and reductions in assessments are granted for veterans' homesteads and certain farmlands and historic buildings. The assessment roll, a listing of all taxable property, is valued as of January 1st for the tax year beginning July 1st each year.

TAX LEVIES, RATES AND BUDGETS

Authority to levy property taxes is vested with the governing body of each local government unit. The Board of Commissioners determines the levy for County government annually before July 15 as part of the budget process. Annual budgets are based on the fiscal year, which begins July 1 and ends June 30 of the following year. Due to Ballot Measure 50 approved in May 1997, property tax bases were eliminated and instead converted to permanent rate levies. Lincoln County's permanent rate is \$2.802 per \$1,000 assessed value.

The County is required to annually levy an amount sufficient to pay principal and interest costs on unlimited tax general obligation debt. Bond measures to be paid from future tax levies must first be approved by a majority of those voting. Proceeds from a debt levy cannot be diverted to another purpose. The County presently has no outstanding bonded debt.

BUDGET PREPARATION

The County's budget is prepared in accordance with provisions of the Oregon Local Budget law that provides standard procedures for the preparation, presentation and administration of the operating budget for all local governments. The law mandates public involvement in budget preparation and public exposure of its proposed programs. The law also requires that the budget be balanced in its presentation to the Budget Committee.

Prior to adoption, the proposed budget must be approved by the budget committee, which consists of the Board of Commissioners, and an equal number of laypersons. In advertised public meetings, the budget committee reviews the budget and the budget message, which explains the budget and significant changes in the County's financial position. Since 1991, the budget committee has held informational meetings in a number of cities throughout the County to obtain input from taxpayers. The advertised hearings for the FY 2019-20 budget are held in four cities; Yachats, Lincoln City, Toledo, and Newport.

Following budget approval by the budget committee, another public hearing is held. A budget summary and notice of hearing are published prior to the hearing, subject to strict legal requirements as to the time and method of publication.

COLLECTIONS

Oregon Revised Statutes Chapter 311 requires that all tax levy revenues collected by the county for all taxing units within the county be placed in an unsegregated pool, and that each taxing unit shares in the pool in the same proportion as its levy bears to the total of all taxes levied by all taxing units within the county.

The County Assessor extends authorized levies and computes tax rates. The County Tax Collector bills and collects all taxes. The County Treasurer makes periodic remittances of collections to tax levying units. Taxes are levied and become a lien on July 1 (the lien date for personal property is January 1) and tax payments are due November 15 of the same calendar year.

Under the partial payment schedule, taxes are payable in three equal installments on the 15th of November, February and May of the same fiscal year without penalties or interest.

The percentage collected was as low as 86% in 1984 and 1985. The percentage collected has increased as a result of an interest rate increase from 12% to 16% in FY 1989-90 on unpaid or delinquent taxes. The interest rate is determined by the State Legislature. For 2019-20, the budget assumes a 97% collection factor.

LINCOLN COUNTY, OREGON ANNUAL BUDGET FY 2019-20

HOW THE BUDGET IS DEVELOPED

Roles and Responsibilities in the Budget Development

Board of Commissioners: As Chief Executive Officers of the County, the Board works with other elected officials and appointed Department Managers to oversee the development and on-going monitoring of the Budget. The Board acts on the recommendations of the Budget Committee, and adopts the annual budget during a public hearing prior to the beginning of the new fiscal year (July 1). After the budget is adopted, the Board acts on requests for budget transfers and supplemental budget adjustments as necessary during the year.

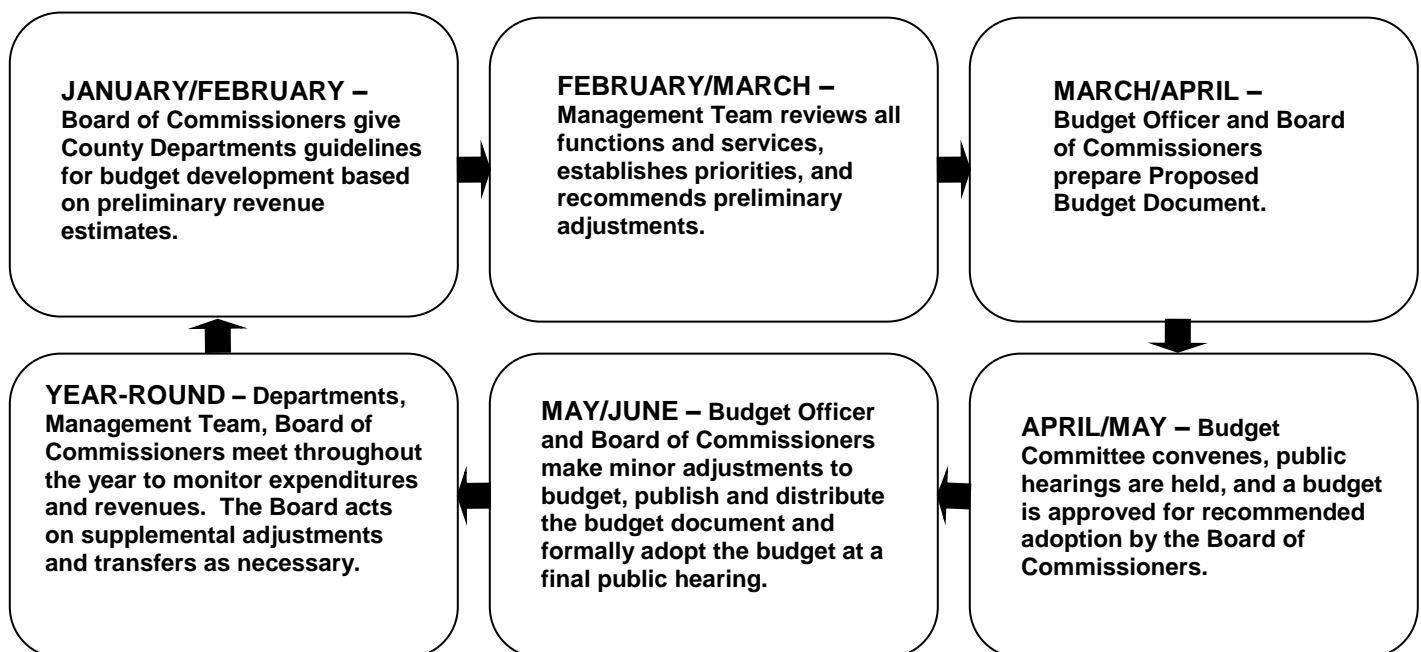
Management Team: Made up of the elected officials and appointed Department Directors, the Management Team annually reviews all functions and services provided by County government. It develops a priority listing of these services to be considered during the budget process. The Management Team advises the Board of Commissioners in making mid-year adjustments and modifications in the budget.

Budget Committee: The Budget Committee is comprised of the three County Commissioners, plus three appointed lay citizens. The committee receives the proposed budget from the Budget Officer; reviews detailed budget information during several public hearings scheduled around the county, deliberates on decision options that may be required to balance the budget, and prepares an approved budget for consideration by the Board of Commissioners.

Budget Officer: Under the direct supervision of the Board of Commissioners, the Budget Officer (Finance Director) plans, organizes, and schedules steps in the preparation through the adoption of the annual budget.

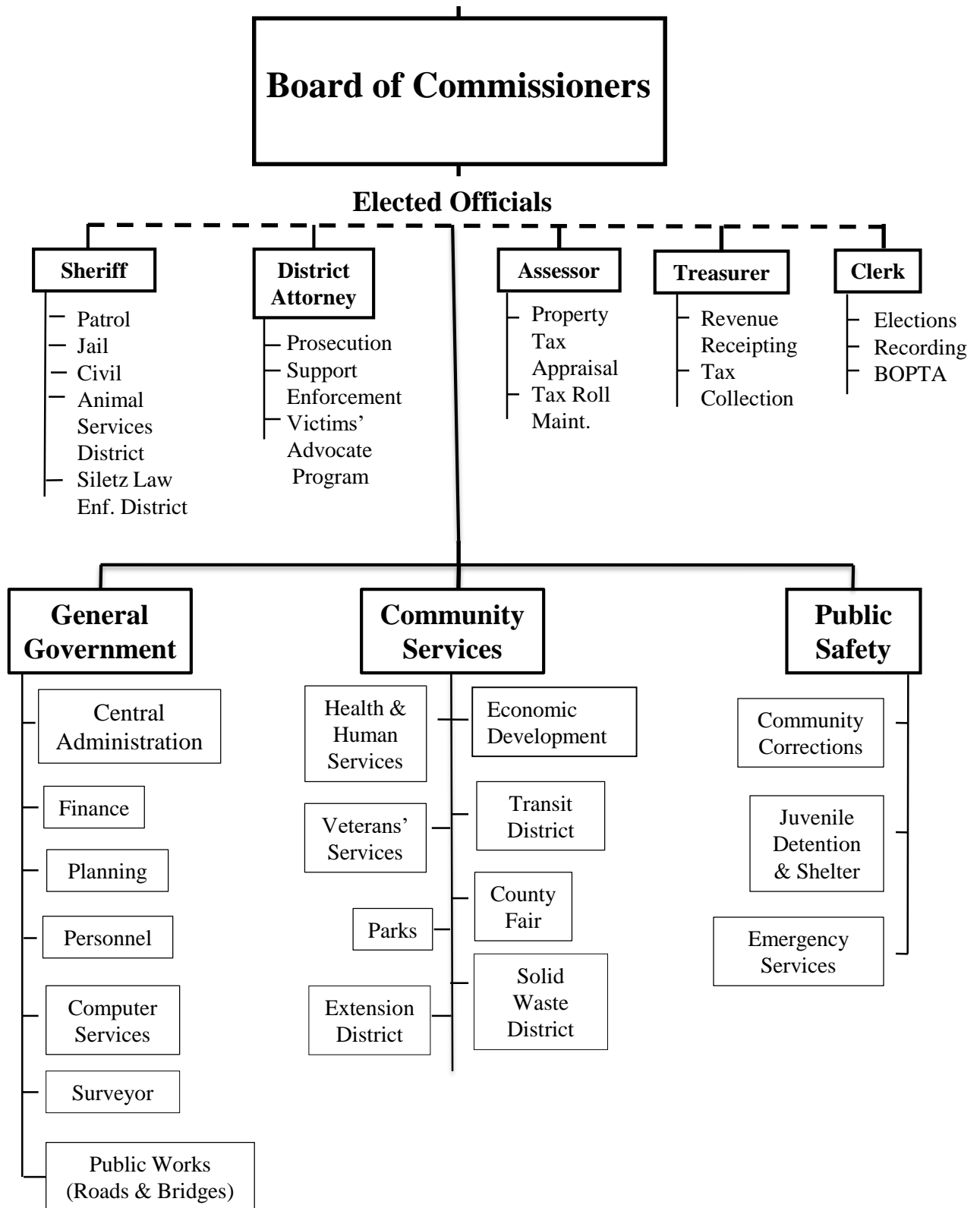
All Departments: Receive budgetary guidelines from the Board of Commissioners at the onset of the budget preparation process. Department Managers are responsible for preparing and conveying to the Budget Officer all information necessary to prepare the budget from request through adoption. Departments manage their individual budgets with oversight from the Finance & Accounting Director and the Board of Commissioners.

BUDGET DEVELOPMENT FLOW CHART



Lincoln County Organization Chart

Citizens



**LINCOLN COUNTY, OREGON
ANNUAL BUDGET
FY 2019-20**

REVENUE ESTIMATES BY FUND

FUND #	NAME	TAXES	PERMITS & FEES	INTERGOVERN- MENTAL	CHARGES			INTERFUND TRANSFERS	BEGINNING BALANCE	TOTAL
					FOR SERVICES	FINES	MISCELLANEOUS			
101	GENERAL	24,060,282	1,444,050	8,468,268	1,374,132	70,000	484,450	15,000	11,441,911	47,358,093
102	ECONOMIC DEVELOPMENT	180,000		240,000			8,000		567,128	995,128
103	VEHICLE REPLACEMENT				287,498		34,000		422,178	743,676
201	PUBLIC WORKS			4,680,842	1,025,000		498,000		11,894,520	18,098,362
203	COUNTY COMMONS		20,000	53,050			70,500	175,000	72,734	391,284
205	LAW LIBRARY			44,900			2,600		107,722	155,222
207	CLERK RECORDS		48,000				1,500		123,712	173,212
208	HHS - PUBLIC HEALTH			2,531,900	3,856,743		67,800	880,006	618,519	7,954,968
209	HHS - MENTAL HEALTH			2,957,255	3,521,730		78,100		2,917,951	9,475,036
213	SAFETY NET						25,000		1,357,999	1,382,999
215	SELF INSURANCE				840,000		85,000		3,914,091	4,839,091
216	COMM HEALTH CENTER			2,704,117	1,993,500		31,150		1,691,980	6,420,747
217	CORNER PRESERVATION		101,000				5,000		310,889	416,889
219	CAPITAL PROJECTS							3,913,000	2,168,952	6,081,952
291	RADIO COMM SYSTEMS				127,972			55,875	105,924	289,771
601	DUII		1,500				500		20,714	22,714
603	AGATE BEACH		8,000				15,000		699,614	722,614
607	COUNTY COMMONS FACILITIES	600,000					55,000		2,844,058	3,499,058
	TOTAL REVENUE	24,840,282	1,622,550	21,680,332	13,026,575	70,000	1,461,600	5,038,881	41,280,596	109,020,816

**LINCOLN COUNTY, OREGON
ANNUAL BUDGET
FY 2019-20**

APPROPRIATED EXPENDITURES BY FUND

FUND #	NAME	PERSONNEL SERVICES	MATERIALS & SERVICES	CAPITAL OUTLAY	DEBT SERVICE	INTERFUND TRANSFERS	CONTINGENCY	RESERVES	TOTAL
101	GENERAL	28,662,276	10,683,698	1,194,268	188,456	583,472	1,142,569	4,903,354	47,358,093
102	ECONOMIC DEVELOPMENT		641,813				353,315		995,128
103	VEHICLE REPLACEMENT		4,000	309,000			430,676		743,676
201	PUBLIC WORKS	3,531,817	2,738,938	2,086,000	3,120	171,630	1,000,000	8,566,857	18,098,362
203	COUNTY COMMONS		320,250				71,034		391,284
205	LAW LIBRARY		58,225				96,997		155,222
207	CLERK RECORDS	55,000	118,212						173,212
208	HHS - PUBLIC HEALTH	5,808,438	1,911,111				235,419		7,954,968
209	HHS - MENTAL HEALTH	6,195,801	2,695,204			493,779	74,801	15,451	9,475,036
213	SAFETY NET		905,616	477,383					1,382,999
215	SELF INSURANCE	60,975	808,150	200,000		1,800,000	1,969,966		4,839,091
216	HHS - COMM HEALTH CENTER	4,477,034	1,943,713						6,420,747
217	CORNER PRESERVATION	33,483	142,212	78,000			163,194		416,889
219	CAPITAL PROJECTS		796,824	2,480,000			2,805,128		6,081,952
291	RADIO COMM SYSTEMS		152,333				137,438		289,771
601	DUII		18,000				4,714		22,714
603	AGATE BEACH		707,614	15,000					722,614
607	COUNTY COMMONS FACILITIES		190,000	2,969,058		340,000			3,499,058
	TOTAL EXPENDITURES	48,824,824	24,835,913	9,808,709	191,576	3,388,881	8,485,251	13,485,662	109,020,816

**LINCOLN COUNTY
ANNUAL BUDGET 2019-20
BUDGET SUMMARY BY FUND**

FUND #	NAME	TOTAL REQUIREMENTS	RESOURCES OTHER THAN PROPERTY TAX	ESTIMATED PROPERTY TAX	ALLOWANCE FOR UNCOLLECTIBLE*	ESTIMATED REQUIRED TAX LEVY AMOUNT
101	GENERAL FUND	\$ 47,358,093	\$ 26,347,593	\$ 21,010,500	\$ 649,809	\$ 21,660,309
102	ECONOMIC DEVELOPMENT FUND	995,128	995,128			
103	VEHICLE REPLACEMENT FUND	743,676	743,676			
201	PUBLIC WORKS FUND	18,098,362	18,098,362			
203	COUNTY COMMONS FUND	391,284	391,284			
205	LAW LIBRARY FUND	155,222	155,222			
207	CLERKS RECORDS FUND	173,212	173,212			
208	PUBLIC HEALTH FUND	7,954,968	7,954,968			
209	MENTAL HEALTH FUND	9,475,036	9,475,036			
213	TITLE III/SAFETY NET FUND	1,382,999	1,382,999			
215	SELF INSURANCE FUND	4,839,091	4,839,091			
216	COMMUNITY HEALTH CENTER FUND	6,420,747	6,420,747			
217	CORNER PRESERVATION FUND	416,889	416,889			
219	CAPITAL PROJECTS FUND	6,081,952	6,081,952			
291	RADIO COMMUNICATIONS SYSTEMS FUND	289,771	289,771			
601	DUII FUND	22,714	22,714			
603	AGATE BEACH DISPOSAL SITE CLOSURE FUND	722,614	722,614			
607	COUNTY COMMONS FACILITIES FUND	3,499,058	3,499,058			
TOTAL		\$ 109,020,816	\$ 88,010,316	\$ 21,010,500	\$ 649,809	\$ 21,660,309
PERMANENT TAX RATE/\$1,000 ASSESSED VALUE		\$ 2.8202				

* uncollectible rate is estimated at 3%

**LINCOLN COUNTY
FY 2018-19 ANNUAL BUDGET
GENERAL FUND**

	2016-17 Actual	2017-18 Actual	2018-19 Budget	2019-20 Proposed Budget	2019-20 Approved Budget	2019-20 Adopted Budget
FUND SUMMARY						
REVENUE						
31XXX TAXES	22,011,998	22,893,874	23,444,550	24,060,282	24,060,282	24,060,282
32XXX PERMITS AND FEES	1,334,177	1,467,091	1,357,960	1,444,050	1,444,050	1,444,050
33XXX INTERGOVERNMENTAL	7,144,600	8,661,946	7,766,479	8,288,268	8,288,268	8,468,268
34XXX CHARGES FOR SERVICES	1,308,242	1,455,669	1,231,395	1,374,132	1,374,132	1,374,132
35XXX FINES & FORFEITURES	61,724	80,400	70,000	70,000	70,000	70,000
36XXX MISCELLANEOUS	573,618	549,371	489,272	484,450	484,450	484,450
39XXX TRANSFERS FROM OTHER FUNDS	-	269,294	23,700	15,000	15,000	15,000
40XXX BEGINNING BALANCE	7,893,052	8,986,813	8,826,762	11,441,911	11,441,911	11,441,911
TOTAL REVENUE	40,327,411	44,364,458	43,210,118	47,178,093	47,178,093	47,358,093
EXPENDITURES						
PERSONNEL SERVICES	21,977,272	23,087,846	26,208,470	28,662,276	28,670,998	28,670,998
MATERIALS & SERVICES	7,787,184	8,777,072	9,591,976	10,683,698	10,683,698	10,718,698
CAPITAL OUTLAY	772,290	1,147,573	1,002,750	1,014,268	1,014,268	1,194,268
DEBT SERVICE	410,033	408,661	411,699	188,456	188,456	188,456
TRANSFERS TO OTHER FUNDS	393,821	694,769	619,536	583,472	583,472	583,472
CONTINGENCY	-	-	997,719	1,142,569	1,133,847	1,133,847
ACCRUED ABSENCE RESERVE	-	-	1,390,468	1,676,800	1,676,800	1,676,800
OTHER RESERVES	-	-	2,987,500	3,226,554	3,226,554	3,191,554
TOTAL EXPENDITURES	31,340,599	34,115,921	43,210,118	47,178,093	47,178,093	47,358,093
ENDING BALANCE	8,986,812	10,248,537	-	-	-	-
TOTAL # FTE: 256.23						
GENERAL FUND APPROPRIATIONS:						
GENERAL GOVERNMENT	10,249,353	11,564,905	12,543,617	13,830,075	13,830,075	13,830,075
PUBLIC SAFETY	18,496,920	19,493,291	22,012,347	24,202,183	24,210,905	24,390,905
COMMUNITY SERVICES	1,790,473	1,954,295	2,247,232	2,327,984	2,327,984	2,362,984
DEBT SERVICE	410,033	408,661	411,699	188,456	188,456	188,456
CONTINGENCY	-	-	997,719	1,142,569	1,133,847	1,133,847
TRANSFER TO PUBLIC HEALTH FUND	307,500	407,500	411,725	386,227	386,227	386,227
TRANSFER TO CAPITAL PROJECTS FUND	-	-	175,000	163,000	163,000	163,000
TRANSFER TO RADIO COMMUNICATIONS FUND	86,321	32,975	32,811	34,245	34,245	34,245
TOTAL GENERAL FUND APPROPRIATIONS	31,340,599	33,861,627	38,832,150	42,274,739	42,274,739	42,489,739
UNAPPROPRIATED ENDING BALANCE	8,986,812	10,502,831	4,377,968	4,903,354	4,903,354	4,868,354

LINCOLN COUNTY
FY 2019-20 ANNUAL BUDGET
Fund: 101 GENERAL FUND

Account #	Budgeted FTE		2016-17 Actual	2017-18 Actual	2018-19 Budget	2019-20 Proposed Budget	2019-20 Approved Budget	2019-20 Adopted Budget
EXPENDITURE SUMMARY BY DEPARTMENT								
GENERAL GOVERNMENT								
001	3.00	BOARD OF COMMISSIONERS	376,555	383,218	416,194	417,346	417,346	417,346
002	-	BOARD OF PROPERTY TAX APPEALS	4,911	3,233	5,820	5,825	5,825	5,825
003	11.00	PLANNING	1,173,588	1,204,874	1,255,629	1,354,564	1,354,564	1,354,564
005	2.00	GOVERNMENT INFORMATION SYSTEMS (GIS)	117,701	108,497	225,810	235,423	235,423	235,423
010	6.00	CENTRAL ADMINISTRATION	771,871	804,004	856,526	940,237	940,237	940,237
013	5.00	FINANCE	568,472	658,324	618,403	674,672	674,672	674,672
020	20.00	TAX ASSESSOR	1,650,479	1,830,903	1,950,672	2,103,745	2,103,745	2,103,745
031	1.00	ELECTIONS	254,751	237,115	288,111	313,913	313,913	313,913
032	4.60	CLERK	408,380	409,919	469,478	495,874	495,874	495,874
050	3.00	TAX COLLECTION	358,930	390,970	407,180	422,082	422,082	422,082
060	3.75	SURVEYOR	453,888	481,153	505,741	540,418	540,418	540,418
070	2.00	TREASURER	225,730	253,036	239,750	247,026	247,026	247,026
164	0.88	MAIL ROOM	126,419	131,191	131,779	140,835	140,835	140,835
201	-	VRD LICENSING & ENFORCEMENT	16,545	34,772	98,964	87,562	87,562	87,562
911	-	PROPERTY MANAGEMENT	117,244	136,053	260,350	291,450	291,450	291,450
912	5.40	FACILITIES MAINTENANCE	1,356,872	1,810,080	1,781,934	1,810,921	1,810,921	1,810,921
913	8.00	INFORMATION TECHNOLOGY	1,025,057	1,290,289	1,384,355	1,756,199	1,756,199	1,756,199
950	5.00	PERSONNEL	496,405	561,300	629,746	654,328	654,328	654,328
991	-	GENERAL GOVERNMENT - OTHER	1,155,589	1,244,634	1,603,874	1,689,111	1,689,111	1,689,111
	80.63	TOTAL GENERAL GOVERNMENT	10,659,386	11,973,566	13,130,316	14,181,531	14,181,531	14,181,531
PUBLIC SAFETY								
011	0.50	DRUG COURT	134,563	115,932	205,879	206,977	206,977	206,977
124	2.50	WORK CREW	281,418	227,412	288,538	287,661	287,661	287,661
125	2.75	TRANSITIONAL HOUSING PROGRAM	199,181	515,143	325,600	347,520	347,520	347,520
126	15.95	PAROLE & PROBATION	1,823,433	1,899,152	2,263,842	2,613,708	2,613,708	2,613,708
129	2.00	DOWNWARD DEPARTURE GRANT	-	109,961	231,890	250,469	250,469	250,469
130	23.10	DISTRICT ATTORNEY	2,043,969	2,100,416	2,461,005	2,704,453	2,713,175	2,713,175
134	-	MEDICAL EXAMINER	43,556	48,041	49,000	53,000	53,000	53,000
135	2.90	CHILD SUPPORT ENFORCEMENT	305,606	278,889	299,697	321,136	321,136	321,136
142	1.00	RURAL DOMESTIC VIOLENCE PASS-THROUGH	23,600	67,459	115,053	118,642	118,642	118,642
150	0.60	VICTIMS' ASSISTANCE	32,123	34,550	35,157	34,929	34,929	34,929
155	1.00	VOCA GRANT	104,893	118,954	142,476	179,071	179,071	179,071
204	4.00	SHERIFF'S OFFICE ADMINISTRATION	546,988	580,098	626,603	676,677	676,677	676,677
205	1.00	STEPPING UP INITIATIVE GRANT	-	-	78,411	254,722	254,722	254,722
206	7.00	SHERIFF'S SUPPORT SERVICES	469,078	547,288	610,938	675,023	675,023	675,023
210	27.00	PATROL & INVESTIGATIONS	2,846,275	3,260,481	3,638,537	4,281,939	4,281,939	4,281,939
211	2.00	MARINE PATROL	298,636	253,653	291,963	309,746	309,746	309,746
285	1.00	FOREST PATROL	122,260	114,843	104,542	113,859	113,859	113,859
290	2.00	EMERGENCY SERVICES	267,727	230,350	266,905	276,249	276,249	276,249
610	44.00	JAIL	5,318,245	5,543,928	5,742,223	6,355,827	6,355,827	6,355,827
611	6.00	JAIL & JUVENILE MEDICAL	658,143	544,495	943,972	989,268	989,268	989,268
640	22.30	JUVENILE DETENTION & SHELTER	1,794,795	1,877,804	2,076,733	2,522,730	2,522,730	2,522,730
992	-	PUBLIC SAFETY - OTHER	889,994	924,670	846,572	662,822	662,822	842,822
127	-	ELECTRONIC HOME DETENTION (CLOSED)	43,584	43,883	51,706	-	-	-
159	-	FORFEITURE (CLOSED)	2,618	-	-	-	-	-
209	-	PATROL GRANTS (CLOSED)	19,809	21,750	-	-	-	-
214	-	WALDPORTR CONTRACT (CLOSED)	312,745	321,409	347,916	-	-	-
	168.60	TOTAL PUBLIC SAFETY	18,583,240	19,780,560	22,045,158	24,236,428	24,245,150	24,425,150
COMMUNITY SERVICES								
080	3.00	VETERANS' SERVICES	192,017	208,068	281,981	297,941	297,941	297,941
910	4.00	PARKS	529,242	485,139	888,585	866,527	866,527	866,527
993	-	COMMUNITY SERVICES - OTHER	1,376,713	1,668,588	1,488,391	1,549,743	1,549,743	1,584,743
	7.00	TOTAL COMMUNITY SERVICES	2,097,973	2,361,795	2,658,957	2,714,211	2,714,211	2,749,211
991	-	CONTINGENCY	-	-	997,719	1,142,569	1,133,847	1,133,847
991	-	ENDING BALANCE	-	-	4,377,968	4,903,354	4,903,354	4,868,354
	256.23	TOTAL GENERAL FUND	31,340,599	34,115,921	43,210,118	47,178,093	47,178,093	47,358,093

**LINCOLN COUNTY
FY 2018-19 ANNUAL BUDGET
GENERAL FUND**

	2016-17 Actual	2017-18 Actual	2018-19 Budget	2019-20 Proposed Budget	2019-20 Approved Budget	2019-20 Adopted Budget
GENERAL GOVERNMENT PROGRAMS SUMMARY						
REVENUE						
31XXX TAXES	21,614,996	22,544,201	23,119,550	23,685,282	23,685,282	23,685,282
32XXX PERMITS AND FEES	1,178,502	1,302,827	1,220,860	1,292,650	1,292,650	1,292,650
33XXX INTERGOVERNMENTAL	2,250,630	3,761,846	2,476,589	2,528,040	2,528,040	2,528,040
34XXX CHARGES FOR SERVICES	519,776	513,515	494,800	493,300	493,300	493,300
36XXX MISCELLANEOUS	429,340	533,477	370,072	469,600	469,600	469,600
39XXX TRANSFERS FROM OTHER FUNDS	-	15,000	23,700	15,000	15,000	15,000
40XXX BEGINNING BALANCE	7,283,543	8,301,888	8,154,575	10,408,491	10,408,491	10,408,491
TOTAL REVENUE	33,276,787	36,972,754	35,860,146	38,892,363	38,892,363	38,892,363
EXPENDITURES						
PERSONNEL SERVICES	7,077,508	7,552,576	8,272,337	8,921,865	8,921,865	8,921,865
MATERIALS & SERVICES	2,736,665	3,152,562	3,741,280	4,221,210	4,221,210	4,221,210
CAPITAL OUTLAY	435,181	859,767	530,000	687,000	687,000	687,000
TOTAL GENERAL GOVT EXPENDITURES	10,249,353	11,564,905	12,543,617	13,830,075	13,830,075	13,830,075
OTHER APPROPRIATIONS						
DEBT SERVICE	410,033	408,661	411,699	188,456	188,456	188,456
TRANS TO CAPITAL PROJECTS FUND	-	-	175,000	163,000	163,000	163,000
CONTINGENCY	-	-	997,719	1,142,569	1,133,847	1,133,847
COMPENSATED ABSENCES	-	-	1,390,468	1,676,800	1,676,800	1,676,800
OTHER RESERVES	-	-	2,987,500	3,226,554	3,226,554	3,191,554

TOTAL # FTE: 80.63

LINCOLN COUNTY, OREGON

GENERAL FUND (101)

DEPARTMENT: BOARD OF COMMISSIONERS (001)

A GENERAL GOVERNMENT PROGRAM

OBJECTIVE: To provide the legislative and executive functions for the county, including law making, appointments, and quasi-judicial proceedings and hearings. To provide general administration for the county, including policies and procedures, cooperation with other public agencies and organizations, and long-range planning.

WORK PLAN SUMMARY: Enact all necessary ordinances and adopt all necessary contracts and legal agreements, orders, resolutions, and proclamations to conduct county business. Adopt a budget that provides funding for county programs. Make appointments to boards and committees and provide for quasi-judicial proceedings as required by local, state and federal law. Provide policy direction to insure legal and efficient administration of county affairs. Work with other public and private agencies and organizations to solve common challenges.

REVENUE AND EXPENDITURE SUMMARY

	<u>Actual</u> <u>2016-</u> <u>17</u>	<u>Actual</u> <u>2017-18</u>	<u>Budget</u> <u>2018-19</u>	<u>Proposed</u> <u>2019-20</u>	<u>Approved</u> <u>2019-20</u>	<u>Adopted</u> <u>2019-20</u>
Personnel Services	356,706	359,574	392,438	385,678	385,678	385,678
Materials & Services	19,848	23,644	23,756	31,668	31,668	31,668
Total Expenditures	376,554	383,218	416,194	417,346	417,346	417,346
Full-Time Positions	3.00	3.00	3.00	3.00	3.00	3.00

INTERRELATIONSHIPS: Receive input from various boards and committees appointed by the Commissioners, other local governments including the cities of Newport, Lincoln City, Toledo, Siletz, Waldport, Yachats and Depoe Bay, Siletz Tribe, and agencies such as the Association of Oregon Counties, staff, and individual citizens.

CURRENT OBJECTIVES: Provide overall management to the functions of the county, recognizing the potential for extensive revenue loss from various tax limitation measures and forest revenues. Provide continuance for legislated and mandated county functions, balanced with the need to provide necessary funding for other services important to the residents of the county.

LINCOLN COUNTY
FY 2018-19 ANNUAL BUDGET
GENERAL FUND

Account #	Budgeted FTE		2016-17 Actual	2017-18 Actual	2018-19 Budget	2019-20 Proposed Budget	2019-20 Approved Budget	2019-20 Adopted Budget
Department: 001 - BOARD OF COMMISSIONERS								
<u>EXPENDITURES</u>								
<u>PERSONNEL SERVICES</u>								
101-001-90101	3.00	COUNTY COMMISSIONER	252,732	258,492	261,126	266,040	266,040	266,040
101-001-90801		FICA	19,114	19,572	19,976	20,352	20,352	20,352
101-001-90802		401(K) RETIREMENT	27,933	28,566	28,724	29,264	29,264	29,264
101-001-90804		HEALTH INSURANCE	32,406	31,146	52,731	42,451	42,451	42,451
101-001-90805		DENTAL INSURANCE	5,462	4,743	5,778	4,176	4,176	4,176
101-001-90806		LIFE INSURANCE	112	112	216	216	216	216
101-001-90807		LTD INSURANCE	2,084	2,130	2,670	2,720	2,720	2,720
101-001-90808		WORKER'S COMPENSATION	2,820	2,252	3,464	3,529	3,529	3,529
101-001-90809		UNEMPLOYMENT	-	-	653	1,330	1,330	1,330
101-001-90810		PEHP	8,074	8,075	8,100	8,100	8,100	8,100
101-001-90812		HEALTH SAVINGS ACCOUNT	5,971	4,486	9,000	7,500	7,500	7,500
	3.00	TOTAL PERSONNEL SERVICES	356,706	359,574	392,438	385,678	385,678	385,678
<u>MATERIALS & SERVICES</u>								
101-001-91001		PAYROLL PROCESSING COST	-	-	456	468	468	468
101-001-91101		TRAVEL EXPENSE	9,335	10,776	12,000	14,200	14,200	14,200
101-001-91201		MEALS & LODGING	7,396	10,499	7,500	10,500	10,500	10,500
101-001-92802		PROFESSIONAL CONFERENCE	3,117	2,370	3,800	6,500	6,500	6,500
		TOTAL MATERIALS & SERVICES	19,848	23,644	23,756	31,668	31,668	31,668
		TOTAL DEPARTMENT EXPENDITURES	376,555	383,218	416,194	417,346	417,346	417,346

LINCOLN COUNTY, OREGON

GENERAL FUND (101)

DEPARTMENT: BOARD OF PROPERTY TAX APPEALS (002)

A GENERAL GOVERNMENT PROGRAM

OBJECTIVE: The administration of the Board of Property Tax Appeals is prescribed by State statutes (primarily ORS Chapter 309). Assure compliance with the statutory mandates governing administration of the Board of Property Tax Appeals.

WORK PLAN SUMMARY: To review property tax appeal petitions within the time period required by statute. Decisions made on same day as hearing and final order sent out by the next day. Projected number of petitions to be reviewed is 150.

REVENUE AND EXPENDITURE SUMMARY

	Actual <u>2016-17</u>	Actual <u>2017-18</u>	Budget <u>2018-19</u>	Proposed <u>2019-20</u>	Approved <u>2019-20</u>	Adopted <u>2019-20</u>
Personnel Services	1,952	1,181	2,206	2,211	2,211	2,211
Materials & Services	2,958	2,052	3,614	3,614	3,614	3,614
Total Expenditures	4,910	3,233	5,820	5,825	5,825	5,825

INTERRELATIONSHIPS: The Board of Property Tax Appeals operation is closely coordinated with the Clerk's Office, the Assessor's Office, and the State Department of Revenue.

**LINCOLN COUNTY
FY 2019-20 ANNUAL BUDGET
Fund: 101 GENERAL FUND**

Account #		2016-17 Actual	2017-18 Actual	2018-19 Budget	2019-20 Proposed Budget	2019-20 Approved Budget	2019-20 Adopted Budget
Department: 002 - BOARD OF PROPERTY TAX APPEALS							
<u>EXPENDITURES</u>							
<u>PERSONNEL SERVICES</u>							
101-002-90420	ON CALL EMPLOYEE	1,789	1,083	2,000	2,000	2,000	2,000
101-002-90801	FICA	137	83	153	153	153	153
101-002-90808	WORKER'S COMPENSATION	18	10	48	48	48	48
101-002-90809	UNEMPLOYMENT	9	5	5	10	10	10
TOTAL PERSONNEL SERVICES		1,952	1,181	2,206	2,211	2,211	2,211
<u>MATERIALS & SERVICES</u>							
101-002-91001	PAYROLL PROCESSING COST	-	-	304	304	304	304
101-002-91101	TRAVEL EXPENSE	309	172	800	800	800	800
101-002-91201	MEALS & LODGING	105	97	250	250	250	250
101-002-91204	VOLUNTEER EXPENSES	1,600	1,400	2,000	2,000	2,000	2,000
101-002-91401	TELEPHONE	1	10	10	10	10	10
101-002-91501	POSTAGE	754	285	150	150	150	150
101-002-94101	OFFICE SUPPLIES	189	89	100	100	100	100
TOTAL MATERIALS & SERVICES		2,958	2,052	3,614	3,614	3,614	3,614
TOTAL DEPARTMENT EXPENDITURES		4,911	3,233	5,820	5,825	5,825	5,825

LINCOLN COUNTY, OREGON

GENERAL FUND (101)

DEPARTMENT: PLANNING & DEVELOPMENT (003)

A GENERAL GOVERNMENT PROGRAM

OBJECTIVE: Administration of land use planning, building inspection, on-site sewage disposal and related land development regulatory programs in conformance with state mandates and local requirements. Serve as a “one stop” permit center for land development activities.

WORK PLAN SUMMARY: Planning Division: Administer, maintain and update comprehensive plan, zoning code and maps. Administer coastal zone management and federal flood insurance floodplain management programs. Review land use and related permit applications for consistency with applicable plans and codes, including coastal zone and flood hazard area regulations. Provide staff support for the Lincoln County Planning Commission and for land use proceedings before the Board of Commissioners. Provide contract-planning services to the city of Siletz. Provide enforcement of land use regulations.

Building Division: Administer building, plumbing, and electrical permit and inspection program in accordance with state mandated building and construction codes. Provide plan review, field inspection and enforcement of building codes. Provide contract services to the cities of Depoe Bay, Siletz, Waldport, Toledo and Yachats.

On-Site Waste Division: Administer on-site sewage disposal regulations in accordance with contractual agreement with the Oregon Department of Environmental Quality. Provide site evaluations, construction permit review, existing system review, and enforcement of regulations and codes.

REVENUE AND EXPENDITURE SUMMARY

	<u>Actual</u>	<u>Actual</u>	<u>Budget</u>	<u>Proposed</u>	<u>Approved</u>	<u>Adopted</u>
	<u>2016-17</u>	<u>2017-18</u>	<u>2018-19</u>	<u>2019-20</u>	<u>2019-20</u>	<u>2019-20</u>
Total Revenue	793,325	915,660	864,937	937,550	937,550	937,550
Personnel Services	1,088,626	1,031,281	1,138,278	1,249,280	1,249,280	1,249,280
Materials & Services	84,962	173,592	117,351	105,284	105,284	105,284
Total Expenditures	1,173,588	1,204,873	1,255,629	1,354,564	1,354,564	1,354,564
Full-Time Positions	11.00	11.00	11.00	11.00	11.00	11.00

INTERRELATIONSHIPS: The department interacts and coordinates its activities with an extensive array of local, state and federal entities. Primary county departments include the Road Department, Geographic Information Systems (GIS), Health & Human Services, Addressing and Mapping, Surveyor’s Office, Assessor’s Office, County Counsel and the Board of Commissioners.

LINCOLN COUNTY
FY 2019-20 ANNUAL BUDGET
Fund: 101 GENERAL FUND

Account #	Budgeted FTE		2016-17 Actual	2017-18 Actual	2018-19 Budget	2019-20 Proposed Budget	2019-20 Approved Budget	2019-20 Adopted Budget
Department: 003 - PLANNING & DEVELOPMENT								
<u>REVENUE</u>								
101-003-32755		PLANNING FEES	81,280	90,170	71,260	92,000	92,000	92,000
101-003-32760		BUILDING PERMITS	265,323	291,610	288,000	298,000	298,000	298,000
101-003-32762		PLUMBING PERMITS	56,042	72,481	66,000	74,000	74,000	74,000
101-003-32763		ELECTRICAL PERMITS	113,337	127,474	140,000	130,000	130,000	130,000
101-003-32765		SEPTIC PERMITS	237,455	276,605	255,000	285,000	285,000	285,000
101-003-32766		RV PERMITS	-	834	-	-	-	-
101-003-32770		EVENT FEES	-	550	-	550	550	550
101-003-33216		PLANNING ASSISTANCE GRANT	-	4,000	-	-	-	-
101-003-34715		CITY OF NEWPORT	25,538	35,044	26,000	40,000	40,000	40,000
101-003-36650		REFUNDS & REIMBURSEMENTS	-	558	-	-	-	-
101-003-36661		SCHOOL DIST. ADMIN FEES	13,213	15,852	17,677	17,000	17,000	17,000
101-003-36990		MISCELLANEOUS	1,137	483	1,000	1,000	1,000	1,000
TOTAL REVENUE			793,325	915,660	864,937	937,550	937,550	937,550
<u>EXPENDITURES</u>								
<u>PERSONNEL SERVICES</u>								
101-003-90201	1.00	DIRECTOR	99,261	104,088	107,244	116,100	116,100	116,100
101-003-90211	1.00	BUILDING OFFICIAL	97,687	99,399	97,497	102,451	102,451	102,451
101-003-90221	1.00	OFFICE MANAGER	62,142	65,127	67,060	73,660	73,660	73,660
101-003-90327	2.00	PLANNER	104,378	90,539	109,154	113,278	113,278	113,278
101-003-90337	3.00	INSPECTOR/SANITARIAN	208,369	165,788	182,892	230,837	230,837	230,837
101-003-90339	3.00	PERMIT TECHNICIAN	119,973	123,684	126,996	138,700	138,700	138,700
101-003-90402		CONTRACT EMPLOYEE	11,314	34,655	30,000	30,000	30,000	30,000
101-003-90420		ON CALL EMPLOYEE	26,607	8,905	18,000	18,000	18,000	18,000
101-003-90501		OVERTIME	8,222	2,709	5,000	5,000	5,000	5,000
101-003-90504		COMP TIME PAY OFF	2,188	1,221	-	-	-	-
101-003-90603		TELEPHONE STIPEND	840	840	840	840	840	840
101-003-90801		FICA	53,670	50,560	56,968	63,408	63,408	63,408
101-003-90802		401(K) RETIREMENT	77,337	71,874	76,635	85,895	85,895	85,895
101-003-90804		HEALTH INSURANCE	139,783	138,888	180,447	185,987	185,987	185,987
101-003-90805		DENTAL INSURANCE	17,974	16,199	19,928	18,778	18,778	18,778
101-003-90806		LIFE INSURANCE	410	370	792	792	792	792
101-003-90807		LTD INSURANCE	5,788	5,252	7,123	7,932	7,932	7,932
101-003-90808		WORKER'S COMPENSATION	15,918	13,688	17,860	19,998	19,998	19,998
101-003-90809		UNEMPLOYMENT	3,705	3,485	1,862	4,144	4,144	4,144
101-003-90810		PEHP	1,560	1,560	2,280	2,280	2,280	2,280
101-003-90812		HEALTH SAVINGS ACCOUNT	31,500	32,450	29,700	31,200	31,200	31,200
11.00		TOTAL PERSONNEL SERVICES	1,088,626	1,031,281	1,138,278	1,249,280	1,249,280	1,249,280
<u>MATERIALS & SERVICES</u>								
101-003-91001		PAYROLL PROCESSING COST	-	-	1,973	2,184	2,184	2,184
101-003-91101		TRAVEL EXPENSE	2,023	2,579	2,500	2,500	2,500	2,500
101-003-91102		FLEET SERVICES	28,662	29,953	31,000	31,000	31,000	31,000
101-003-91201		MEALS & LODGING	1,623	1,489	2,000	2,500	2,500	2,500
101-003-91401		TELEPHONE	4,635	4,538	5,778	4,000	4,000	4,000
101-003-91501		POSTAGE	2,160	3,356	1,600	3,500	3,500	3,500
101-003-91601		PRINTING & PUBLICATIONS	1,662	4,125	2,200	4,000	4,000	4,000
101-003-92802		PROFESSIONAL CONFERENCE	345	415	2,100	2,000	2,000	2,000
101-003-92901		MEMBERSHIP FEES & DUES	1,387	928	2,100	1,000	1,000	1,000
101-003-93301		MAINTENANCE AGREEMENTS	5,578	5,855	5,000	5,000	5,000	5,000
101-003-93901		CONTRACTUAL SERVICES	26,585	109,217	46,000	30,000	30,000	30,000

LINCOLN COUNTY
FY 2019-20 ANNUAL BUDGET
Fund: 101 GENERAL FUND

Account #	Budgeted FTE	2016-17 Actual	2017-18 Actual	2018-19 Budget	2019-20 Proposed Budget	2019-20 Approved Budget	2019-20 Adopted Budget
Department: 003 - PLANNING & DEVELOPMENT							
101-003-94101	OFFICE SUPPLIES	3,462	2,655	2,500	3,000	3,000	3,000
101-003-94102	FURNITURE & EQUIP < \$10,000	-	1,026	2,000	2,000	2,000	2,000
101-003-95201	EDUCATION & LIBRARY	1,602	2,189	2,500	4,500	4,500	4,500
101-003-95202	CONTINUING EDUCATION	2,145	750	3,100	3,100	3,100	3,100
101-003-95901	OTHER SUPPLIES	3,092	4,518	5,000	5,000	5,000	5,000
	TOTAL MATERIALS & SERVICES	84,962	173,592	117,351	105,284	105,284	105,284
	TOTAL DEPARTMENT EXPENDITURES	1,173,588	1,204,874	1,255,629	1,354,564	1,354,564	1,354,564

LINCOLN COUNTY, OREGON
GENERAL FUND (101)

DEPARTMENT: GEOGRAPHIC INFORMATION SYSTEM (005)

A GENERAL GOVERNMENT PROGRAM

OBJECTIVE: Improve the quality and availability of land information for County staff, policy makers and the public utilizing the Geographic Information System (GIS) database.

WORK PLAN SUMMARY: Create a land information system where users have appropriate access using simple tools to query, view, create, and maintain land information. Work will involve the installation and refinement of computer GIS database with information on land use activities, property tax assessment information and other related information on infrastructure underneath, as well as on top of, the ground. This includes, but is not limited to, utilities, structures, and other improvements.

REVENUE AND EXPENDITURE SUMMARY

	Actual <u>2016-17</u>	Actual <u>2017-18</u>	Budget <u>2018-19</u>	Proposed <u>2019-20</u>	Approved <u>2019-20</u>	Adopted <u>2019-20</u>
Total Revenue	71,986	75,730	73,000	70,000	70,000	70,000
Personnel Services	93,043	97,746	200,886	202,491	202,491	202,491
Materials & Services	24,658	10,750	24,924	32,932	32,932	32,932
Total Expenditures	117,701	108,496	225,810	235,423	235,423	235,423
Full-Time Positions	1.00	1.00	2.00	2.00	2.00	2.00

INTERRELATIONSHIPS: All County departments, city governments, utilities, the Confederated Tribes of Siletz Indians, the neighboring County governments, state and federal agencies.

BUDGET NOTE: This program was made a part of the Surveyor's Office in a 2015 reorganization.

LINCOLN COUNTY
FY 2019-20 ANNUAL BUDGET
Fund: 101 GENERAL FUND

Account #	Budgeted FTE		2016-17 Actual	2017-18 Actual	2018-19 Budget	2019-20 Proposed Budget	2019-20 Approved Budget	2019-20 Adopted Budget
Department: 005 - GIS SERVICES								
<u>REVENUE</u>								
101-005-34156		GIS FEES	71,986	75,730	73,000	70,000	70,000	70,000
TOTAL REVENUE			71,986	75,730	73,000	70,000	70,000	70,000
<u>EXPENDITURES</u>								
<u>PERSONNEL SERVICES</u>								
101-005-90224	1.00	SYSTEMS ADMINISTRATOR	68,856	72,348	74,498	80,631	80,631	80,631
101-005-90246	1.00	GIS ANALYST	-	-	57,028	63,106	63,106	63,106
101-005-90420		ON CALL EMPLOYEE	-	-	2,000	2,000	2,000	2,000
101-005-90603		TELEPHONE STIPEND	-	-	-	840	840	840
101-005-90801		FICA	5,082	5,366	10,215	11,213	11,213	11,213
101-005-90802		401(K) RETIREMENT	7,574	7,958	14,468	15,903	15,903	15,903
101-005-90804		HEALTH INSURANCE	5,342	5,909	25,943	13,997	13,997	13,997
101-005-90805		DENTAL INSURANCE	659	672	2,970	1,383	1,383	1,383
101-005-90806		LIFE INSURANCE	37	37	144	144	144	144
101-005-90807		LTD INSURANCE	566	595	1,345	1,478	1,478	1,478
101-005-90808		WORKER'S COMPENSATION	2,903	2,820	6,361	6,983	6,983	6,983
101-005-90809		UNEMPLOYMENT	344	362	334	733	733	733
101-005-90810		PEHP	180	180	1,080	1,080	1,080	1,080
101-005-90812		HEALTH SAVINGS ACCOUNT	1,500	1,500	4,500	3,000	3,000	3,000
2.00		TOTAL PERSONNEL SERVICES	93,043	97,746	200,886	202,491	202,491	202,491
<u>MATERIALS & SERVICES</u>								
101-005-91001		PAYROLL PROCESSING COST	-	-	304	312	312	312
101-005-91101		TRAVEL EXPENSE	1,059	3,285	1,200	1,200	1,200	1,200
101-005-91201		MEALS & LODGING	655	2,156	2,400	2,400	2,400	2,400
101-005-91401		TELEPHONE	1,895	1,725	1,900	1,900	1,900	1,900
101-005-91501		POSTAGE	-	-	20	20	20	20
101-005-91601		PRINTING & PUBLICATIONS	-	411	150	150	150	150
101-005-92801		PROFESSIONAL SERVICES	-	-	8,000	8,000	8,000	8,000
101-005-92802		PROFESSIONAL CONFERENCE	1,645	(350)	2,000	2,000	2,000	2,000
101-005-92901		MEMBERSHIP FEES & DUES	187	175	600	600	600	600
101-005-93301		MAINTENANCE AGREEMENTS	8,907	120	5,200	13,200	13,200	13,200
101-005-94101		OFFICE SUPPLIES	765	1,017	700	700	700	700
101-005-94102		FURNITURE & EQUIP < \$10,000	7,840	423	1,200	1,200	1,200	1,200
101-005-94105		OFFICE SOFTWARE	1,495	1,620	1,000	1,000	1,000	1,000
101-005-94210		COPIER SERVICES	210	168	250	250	250	250
TOTAL MATERIALS & SERVICES			24,658	10,750	24,924	32,932	32,932	32,932
TOTAL DEPARTMENT EXPENDITURES			117,701	108,497	225,810	235,423	235,423	235,423

LINCOLN COUNTY, OREGON

GENERAL FUND (101)

DEPARTMENT: CENTRAL ADMINISTRATION (010)

A GENERAL GOVERNMENT PROGRAM

OBJECTIVE: Representation of the Board of Commissioners, other elected officials, department heads, and the County in all civil legal matters and proceedings; representation of associated agencies and governing bodies. Board support.

WORK PLAN SUMMARY: Day-to-day legal representation of the County, its officers and employees, in courts, administrative, and legislative proceedings. The long-range work plan focuses on outreach and education, program and service assistance, continued insurance, self-insurance, and risk management efficiencies, code and policy development, interagency coordination and service provision, and increased work from demands. The automation of operations continues to be expanded where appropriate.

REVENUE AND EXPENDITURE SUMMARY

	Actual	Actual	Budget	Proposed	Approved	Adopted
	<u>2016-17</u>	<u>2017-18</u>	<u>2018-19</u>	<u>2019-20</u>	<u>2019-20</u>	<u>2019-20</u>
Total Revenue	107,335	143,376	113,615	108,505	108,505	108,505
Personnel Services	665,851	727,484	775,415	868,889	868,889	868,889
Materials & Services	106,021	76,520	81,111	71,348	71,348	71,348
Total Expenditures	771,872	804,004	856,526	940,237	940,237	940,237
Full-Time Positions	5.00	6.00	6.00	6.00	6.00	6.00

INTERRELATIONSHIPS: Public bodies in general, and counties, cities and special districts in particular, are subject to a large number of legal and legislative mandates and regulations. Legal Counsel therefore works closely with all county departments, but especially with the Board of Commissioners, Elected Officials' offices, Human & Health Services, Finance and Accounting, Sheriff's Office, the Personnel Department and Public Works. Interagency groups and entities, including special service districts (Extension, Solid Waste, Transit, and Animal Services), LINT (Lincoln County Interagency Narcotics Team) and the Solid Waste Consortium all are provided representation by Legal Counsel.

LINCOLN COUNTY
FY 2019-20 ANNUAL BUDGET
Fund: 101 GENERAL FUND

Account #	Budgeted FTE		2016-17 Actual	2017-18 Actual	2018-19 Budget	2019-20 Proposed Budget	2019-20 Approved Budget	2019-20 Adopted Budget
Department: 010 - CENTRAL ADMINISTRATION								
REVENUE								
101-010-33310		CONF TRIBE OF SILETZ AGREEMENT	97,958	100,406	102,415	106,005	106,005	106,005
101-010-36990		MISCELLANEOUS	9,378	42,970	2,500	2,500	2,500	2,500
101-010-39607		TRANSFER FROM COMMONS FACILITIES FUND	-	-	8,700	-	-	-
TOTAL REVENUE			107,335	143,376	113,615	108,505	108,505	108,505
EXPENDITURES								
PERSONNEL SERVICES								
101-010-90202	1.00	LEGAL COUNSEL	123,420	129,408	133,320	144,328	144,328	144,328
101-010-90205	2.00	ASSISTANT LEGAL COUNSEL	175,676	188,109	213,601	234,665	234,665	234,665
101-010-90239	1.00	EXECUTIVE ASSISTANT	-	-	-	55,726	55,726	55,726
101-010-90242	1.00	PARALEGAL	65,436	68,580	70,614	74,203	74,203	74,203
101-010-90243	1.00	PUBLIC INFORMATION OFFICER 1	63,636	64,860	65,384	68,706	68,706	68,706
101-010-90250		ADMINISTRATIVE ASSISTANT	49,225	54,352	51,487	-	-	-
101-010-90401		PART TIME < 1040 HRS/YEAR	-	-	-	10,000	10,000	10,000
101-010-90402		CONTRACT EMPLOYEE	-	7,838	-	20,000	20,000	20,000
101-010-90603		TELEPHONE STIPEND	875	1,680	840	1,680	1,680	1,680
101-010-90801		FICA	34,489	36,922	40,946	46,612	46,612	46,612
101-010-90802		401(K) RETIREMENT	52,742	55,797	58,877	63,724	63,724	63,724
101-010-90804		HEALTH INSURANCE	65,531	82,222	95,451	101,366	101,366	101,366
101-010-90805		DENTAL INSURANCE	8,781	10,040	10,724	10,665	10,665	10,665
101-010-90806		LIFE INSURANCE	224	228	432	432	432	432
101-010-90807		LTD INSURANCE	3,908	4,078	5,472	5,923	5,923	5,923
101-010-90808		WORKER'S COMPENSATION	4,651	3,863	6,529	7,412	7,412	7,412
101-010-90809		UNEMPLOYMENT	2,393	2,571	1,338	3,047	3,047	3,047
101-010-90810		PEHP	2,124	2,148	3,900	3,900	3,900	3,900
101-010-90812		HEALTH SAVINGS ACCOUNT	12,740	14,789	16,500	16,500	16,500	16,500
	6.00	TOTAL PERSONNEL SERVICES	665,851	727,484	775,415	868,889	868,889	868,889
MATERIALS & SERVICES								
101-010-91001		PAYROLL PROCESSING COST	-	-	911	1,248	1,248	1,248
101-010-91101		TRAVEL EXPENSE	2,219	3,000	4,200	4,200	4,200	4,200
101-010-91201		MEALS & LODGING	2,467	2,184	3,500	3,500	3,500	3,500
101-010-91401		TELEPHONE	3,626	2,955	3,000	4,000	4,000	4,000
101-010-91501		POSTAGE	1,934	506	1,200	1,200	1,200	1,200
101-010-91601		PRINTING & PUBLICATIONS	3,643	3,609	3,000	3,500	3,500	3,500
101-010-92802		PROFESSIONAL CONFERENCE	2,459	2,965	2,400	2,600	2,600	2,600
101-010-92901		MEMBERSHIP FEES & DUES	3,438	3,348	3,500	3,500	3,500	3,500
101-010-93301		MAINTENANCE AGREEMENTS	6,030	6,960	5,750	7,300	7,300	7,300
101-010-93901		CONTRACTUAL SERVICES	75,844	41,076	45,000	31,000	31,000	31,000
101-010-94101		OFFICE SUPPLIES	2,442	5,010	2,250	2,700	2,700	2,700
101-010-94102		FURNITURE & EQUIP < \$10,000	42	949	3,000	2,500	2,500	2,500
101-010-94103		OPERATING SUPPLIES	1,068	1,009	900	900	900	900
101-010-95201		EDUCATION & LIBRARY	810	2,949	2,500	3,200	3,200	3,200
TOTAL MATERIALS & SERVICES			106,021	76,520	81,111	71,348	71,348	71,348
TOTAL DEPARTMENT EXPENDITURES			771,871	804,004	856,526	940,237	940,237	940,237

LINCOLN COUNTY, OREGON
GENERAL FUND (101)

DEPARTMENT: FINANCE (013)

A GENERAL GOVERNMENT PROGRAM

OBJECTIVE: Provide accurate, timely and useful financial information for all levels of county management, citizens, investors, and other units of local and state government. Provide financial and accounting assistance to departments. Provide staff support to assist the Board of Commissioners in meeting the requirements of Oregon Budget Law. Analyze and report on management and fiscal issues, and monitor the spending of appropriations.

WORK PLAN SUMMARY: Monitor and maintain the County’s general ledger in accordance with generally accepted accounting principles; prepare for the County’s annual audit and produce the Comprehensive Annual Financial Report. Disburse funds to vendors for payment of goods and services received; process and issue payroll checks; and prepare, schedule, and coordinate adoption of the budget. Provide financial information to the Board of Commissioners and others.

REVENUE AND EXPENDITURE SUMMARY

	<u>Actual</u> <u>2016-17</u>	<u>Actual</u> <u>2017-18</u>	<u>Budget</u> <u>2018-19</u>	<u>Proposed</u> <u>2019-20</u>	<u>Approved</u> <u>2019-20</u>	<u>Adopted</u> <u>2019-20</u>
Total Revenue	1,807,516	3,375,033	2,018,350	2,123,000	2,123,000	2,123,000
Personnel Services	516,833	567,802	583,294	633,382	633,382	633,382
Materials & Services	51,639	90,522	35,109	41,290	41,290	41,290
Total Expenditures	568,472	658,324	618,403	674,672	674,672	674,672
Full-Time Positions	4.50	5.00	5.00	5.00	5.00	5.00

INTERRELATIONSHIPS: This department interacts with all other departments of the county, providing services. It interacts with other governmental agencies on a local, regional, and national basis, providing general and financial data about Lincoln County.

LINCOLN COUNTY
FY 2019-20 ANNUAL BUDGET
Fund: 101 GENERAL FUND

Account #	Budgeted FTE		2016-17 Actual	2017-18 Actual	2018-19 Budget	2019-20 Proposed Budget	2019-20 Approved Budget	2019-20 Adopted Budget
Department: 013 - FINANCE & ACCOUNTING								
REVENUE								
101-013-33110		ALCOHOLIC BEVERAGE & LICENSE	251,919	262,413	250,000	275,000	275,000	275,000
101-013-33115		AMUSEMENT DEVICE TAX	10,748	3,586	10,000	7,000	7,000	7,000
101-013-33116		CIGARETTE TAX	41,708	40,769	45,000	41,000	41,000	41,000
101-013-33213		MARIJUANA TAX DISTRIBUTION	-	246,855	170,000	200,000	200,000	200,000
101-013-33320		INDIRECT COST ALLOCATION	747,558	830,167	750,000	850,000	850,000	850,000
101-013-33510		STATE FORESTRY SALES DISTRIBUTION	482,010	1,667,106	550,000	550,000	550,000	550,000
101-013-33610		O & C LAND GRANT	67,689	113,520	103,350	-	-	-
101-013-36650		REFUNDS & REIMBURSEMENTS	16,632	19,611	20,000	25,000	25,000	25,000
101-013-36990		MISCELLANEOUS	189,254	191,006	120,000	175,000	175,000	175,000
TOTAL REVENUE			1,807,516	3,375,033	2,018,350	2,123,000	2,123,000	2,123,000
EXPENDITURES								
PERSONNEL SERVICES								
101-013-90201	1.00	DIRECTOR	106,983	112,170	115,575	136,354	136,354	136,354
101-013-90210	1.00	ASSISTANT FINANCE DIRECTOR	93,907	99,696	97,497	102,451	102,451	102,451
101-013-90237	1.00	ACCOUNTING ANALYST	64,788	70,842	70,614	74,203	74,203	74,203
101-013-90245	2.00	ACCOUNTING SPECIALIST	95,585	108,315	108,528	115,527	115,527	115,527
101-013-90801		FICA	25,695	27,778	30,004	32,783	32,783	32,783
101-013-90802		401(K) RETIREMENT	39,745	43,013	43,144	47,139	47,139	47,139
101-013-90804		HEALTH INSURANCE	57,617	72,413	80,790	85,806	85,806	85,806
101-013-90805		DENTAL INSURANCE	6,742	7,969	8,229	8,191	8,191	8,191
101-013-90806		LIFE INSURANCE	181	187	360	360	360	360
101-013-90807		LTD INSURANCE	2,971	3,211	4,010	4,381	4,381	4,381
101-013-90808		WORKER'S COMPENSATION	3,923	3,333	5,202	5,684	5,684	5,684
101-013-90809		UNEMPLOYMENT	1,807	1,955	981	2,143	2,143	2,143
101-013-90810		PEHP	1,890	1,920	3,360	3,360	3,360	3,360
101-013-90812		HEALTH SAVINGS ACCOUNT	15,000	15,000	15,000	15,000	15,000	15,000
5.00 TOTAL PERSONNEL SERVICES			516,833	567,802	583,294	633,382	633,382	633,382
MATERIALS & SERVICES								
101-013-91001		PAYROLL PROCESSING COST	-	-	759	780	780	780
101-013-91101		TRAVEL EXPENSE	-	1,736	2,000	2,000	2,000	2,000
101-013-91201		MEALS & LODGING	-	4,740	4,000	3,000	3,000	3,000
101-013-91401		TELEPHONE	185	218	200	260	260	260
101-013-91501		POSTAGE	2,710	2,360	2,800	2,500	2,500	2,500
101-013-91601		PRINTING & PUBLICATIONS	1,885	2,393	2,000	2,500	2,500	2,500
101-013-92801		PROFESSIONAL SERVICES	7,486	6,902	-	-	-	-
101-013-92802		PROFESSIONAL CONFERENCE	1,044	1,948	2,000	4,000	4,000	4,000
101-013-92901		MEMBERSHIP FEES & DUES	515	660	550	550	550	550
101-013-93301		MAINTENANCE AGREEMENTS	31,974	63,153	16,000	21,000	21,000	21,000
101-013-93901		CONTRACTUAL SERVICES	2,011	320	-	-	-	-
101-013-94101		OFFICE SUPPLIES	2,645	1,987	2,500	2,300	2,300	2,300
101-013-94102		FURNITURE & EQUIP < \$10,000	866	3,583	2,000	2,000	2,000	2,000
101-013-94103		OPERATING SUPPLIES	318	295	100	300	300	300
101-013-94211		QUARTERLY TAX BALANCING	-	6	100	-	-	-
101-013-95901		OTHER SUPPLIES	-	219	100	100	100	100
TOTAL MATERIALS & SERVICES			51,639	90,522	35,109	41,290	41,290	41,290
TOTAL DEPARTMENT EXPENDITURES			568,472	658,324	618,403	674,672	674,672	674,672

LINCOLN COUNTY, OREGON

GENERAL FUND (101)

DEPARTMENT: ASSESSOR (020)

A GENERAL GOVERNMENT PROGRAM

ORGANIZATION: The County Assessor fills a non-partisan position elected by the voters of Lincoln County. The Assessor manages three main sections within the assessment function: cartography, appraisal, and operations. This budget is prepared by the Assessor and approved by the Lincoln County budget committee. The budget and compliance plans for all A & T functions are then certified to the Oregon Department of Revenue by the Board of Commissioners for final grant approval.

SERVICE OBJECTIVES SUMMARY: The Assessor’s Office will provide an assessment roll reflecting assessed values of all taxable real and personal property in Lincoln County, calculate tax rates, extend taxes levied by taxing districts and provide related public service and information, as mandated by Oregon statutes.

The office will maintain an appraisal program; maintain cadastral maps and ownership records for all properties; track, value and title manufactured structures; administer numerous exemption and deferral programs; process all taxing and special assessment district budget documents; and perform related computer data processing functions.

WORK PLAN SUMMARY: Train and educate staff as required by ORS 308.010. Continue to operate a limited appraisal program including a sales ratio trending program and appraise new construction. Provide public service and information regarding appraisals, mapping, and assessment roll. Implement tax limitation programs as required and reorganize functions to operate with minimal staff.

REVENUE AND EXPENDITURE SUMMARY

	<u>Actual</u> <u>2016-17</u>	<u>Actual</u> <u>2017-18</u>	<u>Budget</u> <u>2018-19</u>	<u>Proposed</u> <u>2019-20</u>	<u>Approved</u> <u>2019-20</u>	<u>Adopted</u> <u>2019-20</u>
Total Revenue	518,663	509,884	506,524	511,135	511,135	511,135
Personnel Services	1,526,821	1,701,626	1,795,836	1,947,025	1,947,025	1,947,025
Materials & Services	123,658	129,277	154,836	156,720	156,720	156,720
Total Expenditures	1,650,479	1,830,903	1,950,672	2,103,745	2,103,745	2,103,745
Full-Time Positions	20.00	20.00	20.00	20.00	20.00	20.00

INTERRELATIONSHIPS: County departments and agencies; city and federal agencies relating to property tax assessment; Oregon Department of Revenue; realtors, fee appraisers, title companies, Board of Property Tax Appeals (BOPTA); Tax Courts; and, the public.

LINCOLN COUNTY
FY 2019-20 ANNUAL BUDGET
Fund: 101 GENERAL FUND

Account #	Budgeted FTE		2016-17 Actual	2017-18 Actual	2018-19 Budget	2019-20 Proposed Budget	2019-20 Approved Budget	2019-20 Adopted Budget
Department: 020 - ASSESSOR								
REVENUE								
101-020-32110		ASSESSOR'S FILING & SERVICE FEES	1,095	2,613	2,500	1,500	1,500	1,500
101-020-33105		A&T GRANT(DOR)	507,265	490,472	493,124	496,535	496,535	496,535
101-020-34110		MAP & COPY SALES	1,674	1,838	2,000	2,000	2,000	2,000
101-020-34111		MANUFACTURED STRUCTURE TRANSACTIONS	7,120	11,620	8,000	10,000	10,000	10,000
101-020-34112		SALES OF COMPUTER REPORTS	995	1,383	900	900	900	900
101-020-36650		REFUNDS & REIMBURSEMENTS	514	1,959	-	200	200	200
TOTAL REVENUE			518,663	509,884	506,524	511,135	511,135	511,135
EXPENDITURES								
PERSONNEL SERVICES								
101-020-90102	1.00	ASSESSOR	79,320	80,712	80,712	84,792	84,792	84,792
101-020-90216	1.00	CHIEF APPRAISER	85,152	89,244	91,900	121,467	121,467	121,467
101-020-90236	1.00	ASSESSOR CHIEF OFFICE DEPUTY	101,019	68,364	70,395	96,191	96,191	96,191
101-020-90238	1.00	CARTOGRAPHER SUPERVISOR	82,164	83,616	83,588	87,835	87,835	87,835
101-020-90311	9.00	PROPERTY APPRAISER	381,577	463,472	488,114	521,305	521,305	521,305
101-020-90332	4.00	ASSESSMENT SPECIALIST	150,101	180,356	186,562	201,923	201,923	201,923
101-020-90336	3.00	CARTOGRAPHER	164,816	169,144	170,149	182,507	182,507	182,507
101-020-90801		FICA	76,050	82,308	89,614	99,146	99,146	99,146
101-020-90802		401(K) RETIREMENT	114,858	124,846	128,856	142,562	142,562	142,562
101-020-90804		HEALTH INSURANCE	187,377	240,797	278,896	278,861	278,861	278,861
101-020-90805		DENTAL INSURANCE	22,813	26,857	29,058	26,461	26,461	26,461
101-020-90806		LIFE INSURANCE	651	722	1,440	1,440	1,440	1,440
101-020-90807		LTD INSURANCE	8,192	9,052	11,977	13,251	13,251	13,251
101-020-90808		WORKER'S COMPENSATION	17,404	18,220	24,826	27,484	27,484	27,484
101-020-90809		UNEMPLOYMENT	5,221	5,676	2,929	6,480	6,480	6,480
101-020-90810		PEHP	3,233	3,240	4,320	4,320	4,320	4,320
101-020-90812		HEALTH SAVINGS ACCOUNT	46,875	55,000	52,500	51,000	51,000	51,000
20.00		TOTAL PERSONNEL SERVICES	1,526,821	1,701,626	1,795,836	1,947,025	1,947,025	1,947,025
MATERIALS & SERVICES								
101-020-91001		PAYROLL PROCESSING COST	-	-	3,036	3,120	3,120	3,120
101-020-91101		TRAVEL EXPENSE	65	817	1,000	1,500	1,500	1,500
101-020-91102		FLEET SERVICES	17,504	19,687	22,100	20,000	20,000	20,000
101-020-91201		MEALS & LODGING	2,052	8,870	8,000	8,000	8,000	8,000
101-020-91401		TELEPHONE	1,313	1,236	2,000	2,000	2,000	2,000
101-020-91501		POSTAGE	5,375	6,886	6,000	6,500	6,500	6,500
101-020-91601		PRINTING & PUBLICATIONS	3,296	2,570	3,500	4,000	4,000	4,000
101-020-92101		EQUIPMENT REPAIR	-	-	2,000	1,000	1,000	1,000
101-020-92801		PROFESSIONAL SERVICES	-	-	100	100	100	100
101-020-92802		PROFESSIONAL CONFERENCE	2,185	1,072	3,000	2,500	2,500	2,500
101-020-92901		MEMBERSHIP FEES & DUES	710	710	1,000	1,000	1,000	1,000
101-020-93301		MAINTENANCE AGREEMENTS	71,302	72,769	80,000	85,000	85,000	85,000
101-020-93901		CONTRACTUAL SERVICES	3,348	1,269	1,500	1,500	1,500	1,500
101-020-93942		MICROFICHE SERVICES	-	2,400	2,500	2,500	2,500	2,500
101-020-94101		OFFICE SUPPLIES	7,108	6,268	7,500	7,500	7,500	7,500
101-020-94102		FURNITURE & EQUIP < \$10,000	8,636	1,614	8,000	8,000	8,000	8,000
101-020-95201		EDUCATION & LIBRARY	763	1,613	1,600	1,000	1,000	1,000
101-020-95202		CONTINUING EDUCATION	-	1,495	2,000	1,500	1,500	1,500
TOTAL MATERIALS & SERVICES			123,658	129,277	154,836	156,720	156,720	156,720
TOTAL DEPARTMENT EXPENDITURES			1,650,479	1,830,903	1,950,672	2,103,745	2,103,745	2,103,745

LINCOLN COUNTY, OREGON

GENERAL FUND (101)

DEPARTMENT: COUNTY CLERK-ELECTIONS (031)

A GENERAL GOVERNMENT PROGRAM

OBJECTIVE: Conduct all elections held within Lincoln County in accordance with state and federal laws and administrative rules.

WORK PLAN SUMMARY: To provide adequate supplies and staffing to administer four countywide elections per year. To conduct elections by mail in order to increase voter participation and reduce election costs. To use the new State-wide voter registration system (Oregon Centralized Voter Registration) to maximize efficiency state-wide.

REVENUE AND EXPENDITURE SUMMARY

	<u>Actual</u> <u>2016-17</u>	<u>Actual</u> <u>2017-18</u>	<u>Budget</u> <u>2018-19</u>	<u>Proposed</u> <u>2019-20</u>	<u>Approved</u> <u>2019-20</u>	<u>Adopted</u> <u>2019-20</u>
Total Revenue	89,619	60,332	71,000	51,000	51,000	51,000
Personnel Services	148,361	141,855	171,700	180,418	180,418	180,418
Materials & Services	106,390	95,260	116,411	133,495	133,495	133,495
Total Expenditures	254,751	237,115	288,111	313,913	313,913	313,913
Full-Time Positions	1.00	1.00	1.00	1.00	1.00	1.00

INTERRELATIONSHIPS: A close working relationship exists between the County Elections Department and the governing boards of various cities and special districts that exist throughout Lincoln County. The County Elections Office also works with the County Governing Body on formations and annexations that are requested of the Board.

BUDGET NOTE: The County Clerk-Elections Department is reimbursed for 100% of the election costs for Special Elections by the cities and districts that are participating. In Primary and General Elections, however, the County pays the election costs for cities and the state. The cities and the state do not have to reimburse the County for these election costs because of statutory exemptions.

LINCOLN COUNTY
FY 2019-20 ANNUAL BUDGET
Fund: 101 GENERAL FUND

Account #	Budgeted FTE		2016-17 Actual	2017-18 Actual	2018-19 Budget	2019-20 Proposed Budget	2019-20 Approved Budget	2019-20 Adopted Budget
Department: 031 - ELECTIONS								
<u>REVENUE</u>								
101-031-34150		ELECTION REIMBURSEMENTS	87,194	59,343	70,000	50,000	50,000	50,000
101-031-34151		OTHER CHARGES	2,426	989	1,000	1,000	1,000	1,000
TOTAL REVENUE			89,619	60,332	71,000	51,000	51,000	51,000
<u>EXPENDITURES</u>								
<u>PERSONNEL SERVICES</u>								
101-031-90217	1.00	CHIEF DEPUTY CLERK	66,858	70,062	72,149	78,089	78,089	78,089
101-031-90420		ON CALL EMPLOYEE	45,256	34,553	52,000	52,000	52,000	52,000
101-031-90501		OVERTIME	107	-	2,000	2,000	2,000	2,000
101-031-90801		FICA	8,433	7,766	9,650	10,105	10,105	10,105
101-031-90802		401(K) RETIREMENT	7,354	7,707	7,936	8,590	8,590	8,590
101-031-90804		HEALTH INSURANCE	15,679	17,346	19,351	20,550	20,550	20,550
101-031-90805		DENTAL INSURANCE	2,159	2,203	2,276	2,262	2,262	2,262
101-031-90806		LIFE INSURANCE	37	37	72	72	72	72
101-031-90807		LTD INSURANCE	550	576	738	798	798	798
101-031-90808		WORKER'S COMPENSATION	1,186	901	1,673	1,752	1,752	1,752
101-031-90809		UNEMPLOYMENT	561	523	315	660	660	660
101-031-90810		PEHP	180	180	540	540	540	540
101-031-90812		HEALTH SAVINGS ACCOUNT	-	-	3,000	3,000	3,000	3,000
TOTAL PERSONNEL SERVICES			148,361	141,855	171,700	180,418	180,418	180,418
<u>MATERIALS & SERVICES</u>								
101-031-91001		PAYROLL PROCESSING COST	-	-	3,036	3,120	3,120	3,120
101-031-91101		TRAVEL EXPENSE	2,125	1,638	2,500	3,000	3,000	3,000
101-031-91201		MEALS & LODGING	697	486	2,500	3,000	3,000	3,000
101-031-91401		TELEPHONE	8	3	375	375	375	375
101-031-91501		POSTAGE	23,204	21,327	22,000	25,000	25,000	25,000
101-031-91601		PRINTING & PUBLICATIONS	46,251	28,163	38,000	42,000	42,000	42,000
101-031-92801		PROFESSIONAL SERVICES	6,980	4,689	6,000	15,000	15,000	15,000
101-031-93301		MAINTENANCE AGREEMENTS	16,671	16,702	18,000	18,000	18,000	18,000
101-031-93901		CONTRACTUAL SERVICES	524	-	1,000	1,000	1,000	1,000
101-031-94101		OFFICE SUPPLIES	2,769	3,072	3,000	3,000	3,000	3,000
101-031-95901		OTHER SUPPLIES	7,161	19,180	20,000	20,000	20,000	20,000
TOTAL MATERIALS & SERVICES			106,390	95,260	116,411	133,495	133,495	133,495
TOTAL DEPARTMENT EXPENDITURES			254,751	237,115	288,111	313,913	313,913	313,913

LINCOLN COUNTY, OREGON

GENERAL FUND (101)

DEPARTMENT: COUNTY CLERK-RECORDS AND ADMINISTRATION (032)

A GENERAL GOVERNMENT PROGRAM

OBJECTIVE: To administer the County Clerk's Office consistent with statutory requirements. Primary concerns will be to maintain the integrity of the recordings process and the timely processing of all license requests and to conduct elections according to statutes. Additionally, to perform administrative functions for all departments, entities, and employees within the jurisdiction of the County Clerk.

WORK PLAN SUMMARY: To examine for accuracy, accept when properly completed, index, and record, and return, all documents presented to the county clerk's office. Strive for higher level of efficiency in the use of the computerized recording system. To continue to find more efficient and effective methods for voter registration and elections.

REVENUE AND EXPENDITURE SUMMARY

	Actual <u>2016-17</u>	Actual <u>2017-18</u>	Budget <u>2018-19</u>	Proposed <u>2019-20</u>	Approved <u>2019-20</u>	Adopted <u>2019-20</u>
Total Revenue	347,478	367,175	380,025	373,025	373,025	373,025
Personnel Services	373,092	377,912	429,819	455,594	455,594	455,594
Materials & Services	35,288	32,007	39,659	40,280	40,280	40,280
Total Expenditures	408,380	409,919	469,478	495,874	495,874	495,874
Full-Time Positions	4.00	4.00	4.60	4.60	4.60	4.60

INTERRELATIONSHIPS: A close working relationship exists between the Clerk and the assessor's office, the tax office, the treasurer, and the title companies. The Clerk-Records office also collects fees for several other beneficiaries. This includes the County Surveyor's Corner Preservation Fund, the State A & T fund, the County GIS system, and the Housing Alliance.

LINCOLN COUNTY
FY 2019-20 ANNUAL BUDGET
Fund: 101 GENERAL FUND

Account #	Budgeted FTE		2016-17 Actual	2017-18 Actual	2018-19 Budget	2019-20 Proposed Budget	2019-20 Approved Budget	2019-20 Adopted Budget
Department: 032 - CLERK RECORDS & ADMINISTRATION								
<u>REVENUE</u>								
101-032-32210		CLERK'S FEES	310,749	329,336	342,000	335,000	335,000	335,000
101-032-32211		A&T RECORDING FEE	6,106	6,398	6,500	6,000	6,000	6,000
101-032-34155		PASSPORTS	20,800	21,920	22,500	24,000	24,000	24,000
101-032-34160		LIENS	9,766	9,472	9,000	8,000	8,000	8,000
101-032-36990		MISCELLANEOUS	58	50	25	25	25	25
TOTAL REVENUE			347,478	367,175	380,025	373,025	373,025	373,025
<u>EXPENDITURES</u>								
<u>PERSONNEL SERVICES</u>								
101-032-90103	1.00	COUNTY CLERK	90,044	89,580	89,580	94,116	94,116	94,116
101-032-90250	1.00	ADMINISTRATIVE ASSISTANT	60,588	63,492	65,384	68,706	68,706	68,706
101-032-90303	2.60	SENIOR DEPUTY CLERK	98,658	103,395	134,366	132,278	132,278	132,278
101-032-90420		ON CALL EMPLOYEE	17,260	13,126	6,000	6,000	6,000	6,000
101-032-90501		OVERTIME	-	-	-	1,000	1,000	1,000
101-032-90801		FICA	19,971	20,218	22,593	23,111	23,111	23,111
101-032-90802		401(K) RETIREMENT	27,554	28,272	31,826	32,571	32,571	32,571
101-032-90804		HEALTH INSURANCE	35,457	37,839	52,853	66,949	66,949	66,949
101-032-90805		DENTAL INSURANCE	5,694	4,648	5,204	6,457	6,457	6,457
101-032-90806		LIFE INSURANCE	150	150	360	331	331	331
101-032-90807		LTD INSURANCE	2,063	2,116	2,958	3,017	3,017	3,017
101-032-90808		WORKER'S COMPENSATION	2,884	2,294	3,917	4,007	4,007	4,007
101-032-90809		UNEMPLOYMENT	889	903	738	1,511	1,511	1,511
101-032-90810		PEHP	2,880	2,880	3,240	3,240	3,240	3,240
101-032-90812		HEALTH SAVINGS ACCOUNT	9,000	9,000	10,800	12,300	12,300	12,300
4.60		TOTAL PERSONNEL SERVICES	373,092	377,912	429,819	455,594	455,594	455,594
<u>MATERIALS & SERVICES</u>								
101-032-91001		PAYROLL PROCESSING COST	-	-	759	780	780	780
101-032-91101		TRAVEL EXPENSE	361	478	1,500	2,000	2,000	2,000
101-032-91201		MEALS & LODGING	1,313	2,393	2,500	3,000	3,000	3,000
101-032-91401		TELEPHONE	463	386	700	700	700	700
101-032-91501		POSTAGE	4,093	3,527	3,500	3,000	3,000	3,000
101-032-91601		PRINTING & PUBLICATIONS	500	125	500	500	500	500
101-032-92801		PROFESSIONAL SERVICES	10	97	2,000	3,000	3,000	3,000
101-032-92802		PROFESSIONAL CONFERENCE	1,185	488	1,200	1,200	1,200	1,200
101-032-92901		MEMBERSHIP FEES & DUES	350	350	500	500	500	500
101-032-93301		MAINTENANCE AGREEMENTS	11,840	14,153	15,000	16,000	16,000	16,000
101-032-93901		CONTRACTUAL SERVICES	-	-	-	100	100	100
101-032-94101		OFFICE SUPPLIES	4,909	4,211	5,000	3,000	3,000	3,000
101-032-94210		COPIER SERVICES	2,532	2,340	2,500	2,500	2,500	2,500
101-032-95901		OTHER SUPPLIES	7,733	3,460	4,000	4,000	4,000	4,000
TOTAL MATERIALS & SERVICES			35,288	32,007	39,659	40,280	40,280	40,280
TOTAL DEPARTMENT EXPENDITURES			408,380	409,919	469,478	495,874	495,874	495,874

LINCOLN COUNTY, OREGON
GENERAL FUND (101)
DEPARTMENT: TAX COLLECTOR (050)
A GENERAL GOVERNMENT PROGRAM

ORGANIZATION: The Tax Collector is appointed by the Board of Commissioners and is charged with receiving and administering the County tax roll in compliance with Oregon Statutes and Administrative Rules and implementing directives from the Assessor to the certified tax roll to maintain a continuous state of balance.

OBJECTIVES: Receive, manage, and distribute property tax revenues in compliance with Oregon law. Maintain accurate tax collection records for the benefit of Lincoln County entities and citizens. Perform related legal mandates such as annual foreclosure and personal property warrant procedures.

WORK PLAN SUMMARY: Produce and mail annual property tax statements and receive and segregate tax revenues to the County Treasurer for distribution to local taxing districts. Maintain accurate and effective procedures for controlled cash accounting and segregation of property taxes. Initiate technology to efficiently accomplish mandated procedures associated with billing, collection, accounting, and distribution of tax revenues. Maintain accurate tax and financial records for use by county citizens, other taxing districts, and County auditors. Perform all other mandated procedures in a timely manner.

REVENUE AND EXPENDITURE SUMMARY						
	<u>Actual</u> <u>2016-17</u>	<u>Actual</u> <u>2017-18</u>	<u>Budget</u> <u>2018-19</u>	<u>Proposed</u> <u>2019-20</u>	<u>Approved</u> <u>2019-20</u>	<u>Adopted</u> <u>2019-20</u>
Total Revenue	6,259	7,449	7,100	7,100	7,100	7,100
Personnel Services	259,932	270,993	287,506	300,552	300,552	300,552
Materials & Services	98,999	119,977	119,674	121,530	121,530	121,530
Total Expenditures	358,931	390,970	407,180	422,082	422,082	422,082
Full-Time Positions	3.00	3.00	3.00	3.00	3.00	3.00

INTERRELATIONSHIPS: County citizens; other county departments; other county tax collectors; Lincoln County taxing districts; Oregon Department of Revenue; realtors; banks; title companies; mortgage companies; bankruptcy and federal courts.

LINCOLN COUNTY
FY 2019-20 ANNUAL BUDGET
Fund: 101 GENERAL FUND

Account #	Budgeted FTE		2016-17 Actual	2017-18 Actual	2018-19 Budget	2019-20 Proposed Budget	2019-20 Approved Budget	2019-20 Adopted Budget
Department: 050 - TAX COLLECTOR								
REVENUE								
101-050-34990		OTHER CHARGES FOR SERVICE	2,197	2,027	2,100	2,100	2,100	2,100
101-050-36650		REFUNDS & REIMBURSEMENTS	4,062	5,422	5,000	5,000	5,000	5,000
TOTAL REVENUE			6,259	7,449	7,100	7,100	7,100	7,100
EXPENDITURES								
PERSONNEL SERVICES								
101-050-90225	1.00	TAX AND TREASURY ANALYST	64,668	74,668	69,792	59,040	59,040	59,040
101-050-90313	2.00	TAX CLERK 2- PROPERTY TAX DEPUTY	112,413	111,799	118,538	118,665	118,665	118,665
101-050-90410		SEASONAL WORKER	6,992	5,589	12,000	12,000	12,000	12,000
101-050-90801		FICA	13,186	13,752	15,325	14,512	14,512	14,512
101-050-90802		401(K) RETIREMENT	19,479	20,512	20,716	19,548	19,548	19,548
101-050-90804		HEALTH INSURANCE	28,065	29,987	34,651	56,002	56,002	56,002
101-050-90805		DENTAL INSURANCE	2,988	2,941	3,145	5,747	5,747	5,747
101-050-90806		LIFE INSURANCE	112	108	216	216	216	216
101-050-90807		LTD INSURANCE	1,459	1,456	1,925	1,817	1,817	1,817
101-050-90808		WORKER'S COMPENSATION	1,969	1,542	2,657	2,516	2,516	2,516
101-050-90809		UNEMPLOYMENT	920	960	501	949	949	949
101-050-90810		PEHP	180	180	540	540	540	540
101-050-90812		HEALTH SAVINGS ACCOUNT	7,500	7,500	7,500	9,000	9,000	9,000
3.00		TOTAL PERSONNEL SERVICES	259,932	270,993	287,506	300,552	300,552	300,552
MATERIALS & SERVICES								
101-050-91001		PAYROLL PROCESSING COST	-	-	759	780	780	780
101-050-91101		TRAVEL EXPENSE	654	678	675	750	750	750
101-050-91201		MEALS & LODGING	1,737	2,344	1,600	2,400	2,400	2,400
101-050-91401		TELEPHONE	117	126	500	500	500	500
101-050-91501		POSTAGE	23,063	27,654	26,000	26,000	26,000	26,000
101-050-91601		PRINTING & PUBLICATIONS	891	921	1,000	1,500	1,500	1,500
101-050-92802		PROFESSIONAL CONFERENCE	1,020	1,274	1,500	500	500	500
101-050-92901		MEMBERSHIP FEES & DUES	155	155	265	275	275	275
101-050-93301		MAINTENANCE AGREEMENTS	388	368	500	1,650	1,650	1,650
101-050-93901		CONTRACTUAL SERVICES	62,408	78,179	75,000	75,000	75,000	75,000
101-050-94101		OFFICE SUPPLIES	2,981	4,451	4,500	4,500	4,500	4,500
101-050-94102		FURNITURE & EQUIP < \$10,000	1,385	-	2,500	3,000	3,000	3,000
101-050-94106		CHECK PROCESSOR SUPPLIES & SERVICES	74	-	100	100	100	100
101-050-94210		COPIER SERVICES	3,551	3,253	4,200	4,000	4,000	4,000
101-050-96101		FIDELITY BONDS	575	575	575	575	575	575
TOTAL MATERIALS & SERVICES			98,999	119,977	119,674	121,530	121,530	121,530
TOTAL DEPARTMENT EXPENDITURES			358,930	390,970	407,180	422,082	422,082	422,082

LINCOLN COUNTY, OREGON
GENERAL FUND (101)

DEPARTMENT: SURVEYOR (060)

A GENERAL GOVERNMENT PROGRAM

OBJECTIVE: Provide friendly, efficient, professional, land information and interpretation for the people of Lincoln County. Insure compliance with Oregon Revised Statutes Chapters 92, 204, 209, 271, 368, and 672, through review and policy development.

WORK PLAN SUMMARY: Maintain survey records research facility that offers fast, accurate, identification and location of pertinent information. Maintain the rectangular survey system for the use and benefit of the public. Develop and maintain geodetic controlled base maps. Assist the Road Department in road location and legalization. Establish policy to ensure compliance with applicable statutes.

REVENUE AND EXPENDITURE SUMMARY

	Actual	Actual	Budget	Proposed	Approved	Adopted
	<u>2016-17</u>	<u>2017-18</u>	<u>2018-19</u>	<u>2019-20</u>	<u>2019-20</u>	<u>2019-20</u>
Total Revenue	242,840	243,091	224,900	225,900	225,900	225,900
Personnel Services	426,999	452,526	472,184	505,944	505,944	505,944
Materials & Services	26,889	28,627	33,557	34,474	34,474	34,474
Total Expenditures	453,888	481,153	505,741	540,418	540,418	540,418
Full-Time Positions	3.75	3.75	3.75	3.75	3.75	3.75

INTERRELATIONSHIPS: Coordinate with cities and county departments to review plats. Assist Road Department in road location and legalization. Base map support for Assessor's automated mapping program. Work with State and Federal agencies on exchange of information and cooperative working relationships. Interact with local utilities and agencies on development of land information system. Participation with statewide organizations for statutory changes.

LINCOLN COUNTY
FY 2019-20 ANNUAL BUDGET
Fund: 101 GENERAL FUND

Account #	Budgeted FTE		2016-17 Actual	2017-18 Actual	2018-19 Budget	2019-20 Proposed Budget	2019-20 Approved Budget	2019-20 Adopted Budget
Department: 060 - SURVEYOR								
<u>REVENUE</u>								
101-060-32855		SURVEY PARTITION CHECKS	4,320	5,780	3,500	4,000	4,000	4,000
101-060-32860		SURVEY SUBDIVISION CHECKS	8,900	5,590	2,500	2,500	2,500	2,500
101-060-32865		SURVEY CONDO CHECKS	-	1,830	100	100	100	100
101-060-32990		SURVEY FILING FEES	11,820	8,775	8,500	9,000	9,000	9,000
101-060-34170		CHARGES TO OTHER FUNDS	217,643	220,989	210,000	210,000	210,000	210,000
101-060-34740		COPY SALES	157	127	200	200	200	200
101-060-34990		OTHER CHARGES FOR SERVICE	-	-	100	100	100	100
TOTAL REVENUE			242,840	243,091	224,900	225,900	225,900	225,900
<u>EXPENDITURES</u>								
<u>PERSONNEL SERVICES</u>								
101-060-90201	0.75	DIRECTOR	86,661	90,854	93,625	101,337	101,337	101,337
101-060-90208	1.00	DEPUTY SURVEYOR	91,692	96,096	96,070	100,952	100,952	100,952
101-060-90221	1.00	OFFICE MANAGER	52,271	56,599	58,995	63,852	63,852	63,852
101-060-90246	1.00	GIS ANALYST	10,987	60,820	62,623	67,780	67,780	67,780
101-060-90252		CADASTRAL SURVEYOR	51,301	-	-	-	-	-
101-060-90603		TELEPHONE STIPEND	-	-	-	840	840	840
101-060-90801		FICA	20,769	21,870	23,815	25,609	25,609	25,609
101-060-90802		401(K) RETIREMENT	32,221	33,481	34,244	36,824	36,824	36,824
101-060-90804		HEALTH INSURANCE	49,226	61,468	68,575	72,826	72,826	72,826
101-060-90805		DENTAL INSURANCE	6,271	7,500	7,748	7,704	7,704	7,704
101-060-90806		LIFE INSURANCE	140	150	288	288	288	288
101-060-90807		LTD INSURANCE	2,278	2,500	3,183	3,423	3,423	3,423
101-060-90808		WORKER'S COMPENSATION	6,774	6,676	8,170	8,765	8,765	8,765
101-060-90809		UNEMPLOYMENT	1,464	1,522	778	1,674	1,674	1,674
101-060-90810		PEHP	1,695	1,740	2,820	2,820	2,820	2,820
101-060-90812		HEALTH SAVINGS ACCOUNT	13,250	11,250	11,250	11,250	11,250	11,250
3.75		TOTAL PERSONNEL SERVICES	426,999	452,526	472,184	505,944	505,944	505,944
<u>MATERIALS & SERVICES</u>								
101-060-91001		PAYROLL PROCESSING COST	-	-	607	624	624	624
101-060-91101		TRAVEL EXPENSE	768	1,349	800	800	800	800
101-060-91102		FLEET SERVICES	4,690	3,784	8,100	8,100	8,100	8,100
101-060-91201		MEALS & LODGING	1,305	2,565	2,000	2,000	2,000	2,000
101-060-91401		TELEPHONE	59	119	200	400	400	400
101-060-91501		POSTAGE	35	55	50	50	50	50
101-060-91601		PRINTING & PUBLICATIONS	28	319	100	100	100	100
101-060-92802		PROFESSIONAL CONFERENCE	375	1,595	1,500	1,500	1,500	1,500
101-060-92901		MEMBERSHIP FEES & DUES	1,359	1,464	900	900	900	900
101-060-93301		MAINTENANCE AGREEMENTS	1,441	1,459	2,000	2,000	2,000	2,000
101-060-93901		CONTRACTUAL SERVICES	1,015	-	-	-	-	-
101-060-94101		OFFICE SUPPLIES	2,424	1,578	900	1,600	1,600	1,600
101-060-94102		FURNITURE & EQUIP < \$10,000	163	220	1,200	1,200	1,200	1,200
101-060-94103		OPERATING SUPPLIES	575	1,045	2,200	2,200	2,200	2,200
101-060-94105		OFFICE SOFTWARE	1,194	1,507	1,000	1,000	1,000	1,000
101-060-94210		COPIER SERVICES	475	388	500	500	500	500
101-060-96601		RENTALS OF SPACE	10,980	11,180	11,500	11,500	11,500	11,500
TOTAL MATERIALS & SERVICES			26,889	28,627	33,557	34,474	34,474	34,474
TOTAL DEPARTMENT EXPENDITURES			453,888	481,153	505,741	540,418	540,418	540,418

LINCOLN COUNTY, OREGON
GENERAL FUND (101)

DEPARTMENT: TREASURER (070)

A GENERAL GOVERNMENT PROGRAM

ORGANIZATION: The County Treasurer is a non-partisan elected position that serves as the county money manager and investment officer. The position has full fiduciary responsibility for all County and other local government monies in custody with Lincoln County.

OBJECTIVES: Direct activities of the Treasurer’s office in the custody, efficient management, and secure investment of public funds in accordance with Oregon statutes and the Lincoln County Investment Policy. Establish and manage County bank and investments accounts.

WORK PLAN SUMMARY: Receive all County revenues from local, federal, and state sources. Perform efficient money management by on-going analysis of County short-and-long-term cash requirements and investment of public funds with consideration for preservation of capital; liquidity; and reasonable rates of return. Administer County Investment Policy. Maintain close working relationships with State Treasury, banking, and investment institutions for the establishment and efficient management of County accounts. Serve other County departments and local entities in management of trust and agency funds. Serve as County room tax administrator to receive room tax revenues and monitor county establishments for compliance with the County Code. Maintain accurate financial records for Lincoln County departments, other entities, and audit purposes.

REVENUE AND EXPENDITURE SUMMARY

	Actual <u>2016-17</u>	Actual <u>2017-18</u>	Budget <u>2018-19</u>	Proposed <u>2019-20</u>	Approved <u>2019-20</u>	Adopted <u>2019-20</u>
Total Revenue	21,584,431	22,736,597	23,000,370	23,585,007	23,585,007	23,585,007
Personnel Services	189,699	218,721	198,431	204,339	204,339	204,339
Materials & Services	36,031	34,316	41,319	42,687	42,687	42,687
Total Expenditures	225,730	253,037	239,750	247,026	247,026	247,026
Full-Time Positions	2.00	2.00	2.00	2.00	2.00	2.00

INTERRELATIONSHIPS: All county departments and officials; city, state and federal agencies; local taxing districts; financial institutions; investment firms; state treasury and local government investment pool.

LINCOLN COUNTY
FY 2019-20 ANNUAL BUDGET
Fund: 101 GENERAL FUND

Account #	Budgeted FTE		2016-17 Actual	2017-18 Actual	2018-19 Budget	2019-20 Proposed Budget	2019-20 Approved Budget	2019-20 Adopted Budget
Department: 070 - TREASURER								
REVENUE								
101-070-31110		CURRENT YEAR PROPERTY TAX	19,137,158	19,839,203	20,700,000	21,010,500	21,010,500	21,010,500
101-070-31120		PRIOR YEAR PROPERTY TAX	668,366	613,203	500,000	479,332	479,332	479,332
101-070-31130		COSTS & PENALTIES	4,437	5,645	4,200	4,000	4,000	4,000
101-070-31140		FORECLOSURE REDEMPTION COST	29,314	48,205	30,000	25,000	25,000	25,000
101-070-31310		ELECTRIC COOPERATIVE TAX	63,780	65,521	65,000	65,000	65,000	65,000
101-070-31411		FEDERAL IN LIEU	71,271	342,755	60,000	60,000	60,000	60,000
101-070-31600		TRANSIENT ROOM TAX	1,470,325	1,614,129	1,500,000	1,750,000	1,750,000	1,750,000
101-070-31611		WESTERN OREGON SEVERANCE TAX	13,427	15,540	-	-	-	-
101-070-36175		INTEREST	120,732	191,061	140,000	190,000	190,000	190,000
101-070-36650		REFUNDS & REIMBURSEMENTS	1,300	1,200	1,000	1,000	1,000	1,000
101-070-36990		MISCELLANEOUS	4,320	135	170	175	175	175
TOTAL REVENUE			21,584,430	22,736,597	23,000,370	23,585,007	23,585,007	23,585,007
EXPENDITURES								
PERSONNEL SERVICES								
101-070-90104	1.00	COUNTY TREASURER	79,104	98,661	76,848	80,736	80,736	80,736
101-070-90323	1.00	TREASURER ACCOUNTING CLERK	50,358	54,956	54,351	61,800	61,800	61,800
101-070-90801		FICA	9,173	9,848	10,037	10,904	10,904	10,904
101-070-90802		401(K) RETIREMENT	14,241	16,898	14,432	15,679	15,679	15,679
101-070-90804		HEALTH INSURANCE	22,723	24,563	28,059	21,901	21,901	21,901
101-070-90805		DENTAL INSURANCE	2,329	2,332	2,451	1,914	1,914	1,914
101-070-90806		LIFE INSURANCE	75	75	144	144	144	144
101-070-90807		LTD INSURANCE	1,066	1,097	1,341	1,457	1,457	1,457
101-070-90808		WORKER'S COMPENSATION	1,428	1,317	1,740	1,891	1,891	1,891
101-070-90809		UNEMPLOYMENT	252	275	328	713	713	713
101-070-90810		PEHP	2,700	2,700	2,700	2,700	2,700	2,700
101-070-90812		HEALTH SAVINGS ACCOUNT	6,250	6,000	6,000	4,500	4,500	4,500
2.00		TOTAL PERSONNEL SERVICES	189,699	218,721	198,431	204,339	204,339	204,339
MATERIALS & SERVICES								
101-070-91001		PAYROLL PROCESSING COST	-	-	304	312	312	312
101-070-91101		TRAVEL EXPENSE	-	276	500	600	600	600
101-070-91201		MEALS & LODGING	429	398	1,200	1,200	1,200	1,200
101-070-91401		TELEPHONE	98	76	500	500	500	500
101-070-91501		POSTAGE	213	268	250	250	250	250
101-070-92802		PROFESSIONAL CONFERENCE	25	224	745	800	800	800
101-070-92901		MEMBERSHIP FEES & DUES	415	410	320	450	450	450
101-070-93301		MAINTENANCE AGREEMENTS	2,131	2,722	2,100	2,100	2,100	2,100
101-070-93901		CONTRACTUAL SERVICES	27,654	29,542	29,000	29,500	29,500	29,500
101-070-94101		OFFICE SUPPLIES	315	300	300	500	500	500
101-070-94102		FURNITURE & EQUIP < \$10,000	4,652	-	6,000	6,000	6,000	6,000
101-070-96101		FIDELITY BONDS	100	100	100	475	475	475
TOTAL MATERIALS & SERVICES			36,031	34,316	41,319	42,687	42,687	42,687
TOTAL DEPARTMENT EXPENDITURES			225,730	253,036	239,750	247,026	247,026	247,026

LINCOLN COUNTY, OREGON

GENERAL FUND (101)

DEPARTMENT: MAIL ROOM (164)

A GENERAL GOVERNMENT PROGRAM

OBJECTIVE: To provide messenger and mail services to all County departments and expedite the flow of mail and information between County departments and outside agencies.

WORK PLAN SUMMARY: Maintain a cost efficient system of operations that also ensures quality and timeliness of service.

REVENUE AND EXPENDITURE SUMMARY

	<u>Actual</u> <u>2016-17</u>	<u>Actual</u> <u>2017-18</u>	<u>Budget</u> <u>2018-19</u>	<u>Proposed</u> <u>2019-20</u>	<u>Approved</u> <u>2019-20</u>	<u>Adopted</u> <u>2019-20</u>
Total Revenue	72,281	73,034	70,000	75,000	75,000	75,000
Personnel Services	41,788	43,697	45,562	49,114	49,114	49,114
Materials & Services	84,631	87,495	86,217	91,721	91,721	91,721
Total Expenditures	126,419	131,192	131,779	140,835	140,835	140,835
Full-Time Positions	0.63	0.88	0.88	0.88	0.88	0.88

LINCOLN COUNTY
FY 2019-20 ANNUAL BUDGET
Fund: 101 GENERAL FUND

Account #	Budgeted FTE		2016-17 Actual	2017-18 Actual	2018-19 Budget	2019-20 Proposed Budget	2019-20 Approved Budget	2019-20 Adopted Budget
Department: 164 - MAIL ROOM								
<u>REVENUE</u>								
101-164-34176		POSTAGE BILLED TO OTHER DEPTS	72,281	73,034	70,000	75,000	75,000	75,000
TOTAL REVENUE			72,281	73,034	70,000	75,000	75,000	75,000
<u>EXPENDITURES</u>								
<u>PERSONNEL SERVICES</u>								
101-164-90319	0.88	MAIL CLERK	29,119	30,331	31,142	33,706	33,706	33,706
101-164-90801		FICA	2,107	2,204	2,382	2,579	2,579	2,579
101-164-90802		401(K) RETIREMENT	3,203	3,336	3,426	3,708	3,708	3,708
101-164-90804		HEALTH INSURANCE	4,701	5,200	5,801	6,159	6,159	6,159
101-164-90805		DENTAL INSURANCE	580	591	610	609	609	609
101-164-90806		LIFE INSURANCE	37	37	72	72	72	72
101-164-90807		LTD INSURANCE	244	253	318	345	345	345
101-164-90808		WORKER'S COMPENSATION	333	272	413	447	447	447
101-164-90809		UNEMPLOYMENT	146	152	78	169	169	169
101-164-90812		HEALTH SAVINGS ACCOUNT	1,320	1,320	1,320	1,320	1,320	1,320
0.88		TOTAL PERSONNEL SERVICES	41,788	43,697	45,562	49,114	49,114	49,114
<u>MATERIALS & SERVICES</u>								
101-164-91001		PAYROLL PROCESSING COST	-	-	152	156	156	156
101-164-91102		FLEET SERVICES	7,450	6,619	6,000	6,500	6,500	6,500
101-164-91401		TELEPHONE	18	12	15	15	15	15
101-164-91501		POSTAGE	72,442	70,571	70,000	75,000	75,000	75,000
101-164-93301		MAINTENANCE AGREEMENTS	735	735	750	750	750	750
101-164-94101		OFFICE SUPPLIES	830	1,764	1,500	1,500	1,500	1,500
101-164-96701		RENTALS OF EQUIPMENT	3,155	7,793	7,800	7,800	7,800	7,800
TOTAL MATERIALS & SERVICES			84,631	87,495	86,217	91,721	91,721	91,721
TOTAL DEPARTMENT EXPENDITURES			126,419	131,191	131,779	140,835	140,835	140,835

**LINCOLN COUNTY, OREGON
GENERAL FUND (101)**

DEPARTMENT: VRD LICENSING & ENFORCEMENT (201)

A GENERAL GOVERNMENT PROGRAM

OBJECTIVE: Implement the ordinance adopted in 2016 which establishes a Vacation Rental Dwelling Licensing Program for unincorporated areas of Lincoln County. The purpose of the Program is to establish operating standards for the rental of short-term dwelling units that requires that such rentals operate in a manner that respects and protects the livability of neighborhoods in which these rentals are located.

WORK PLAN SUMMARY: The ordinance creates a program in which licenses are required of all dwelling units rented to any person for a period of up to thirty (30) consecutive nights - short term dwelling units rental. Terms such as dwelling unit, rent, owner, contact person, short term rental, sleeping area, and others are defined in the Ordinance/County Code. The Lincoln County Licensing Authority was created to administer and enforce licensing requirements and operating standards. The program is administered by the Lincoln County Sheriff's Office in cooperation with the Lincoln County Treasurer's Office.

REVENUE AND EXPENDITURE SUMMARY

	Actual	Actual	Budget	Proposed	Approved	Adopted
	<u>2016-17</u>	<u>2017-18</u>	<u>2018-19</u>	<u>2019-20</u>	<u>2019-20</u>	<u>2019-20</u>
Total Revenue	82,075	148,313	103,313	160,504	160,504	160,504
Personnel Services	11,598	23,507	59,009	44,850	44,850	44,850
Materials & Services	4,947	11,266	39,955	42,712	42,712	42,712
Total Expenditures	16,545	34,773	98,964	87,562	87,562	87,562
Full-Time Positions	0.00	0.50	0.50	0.00	0.00	0.00

LINCOLN COUNTY
FY 2019-20 ANNUAL BUDGET
Fund: 101 GENERAL FUND

Account #		2016-17 Actual	2017-18 Actual	2018-19 Budget	2019-20 Proposed Budget	2019-20 Approved Budget	2019-20 Adopted Budget
Department: 201 - VRD LICENSING & ENFORCEMENT							
REVENUE							
101-201-32111	VRD LICENSE FEE	82,075	82,783	35,000	55,000	55,000	55,000
101-201-40000	BEGINNING BALANCE	-	65,530	68,313	105,504	105,504	105,504
	TOTAL REVENUE	82,075	148,313	103,313	160,504	160,504	160,504
EXPENDITURES							
PERSONNEL SERVICES							
101-201-90348	COMMUNITY SERVICES DEPUTY	-	-	21,555	-	-	-
101-201-90401	PART TIME < 1040 HRS/YEAR	8,140	10,712	10,100	-	-	-
101-201-90420	ON CALL EMPLOYEE	2,146	10,107	2,500	40,000	40,000	40,000
101-201-90501	OVERTIME	-	-	1,000	-	-	-
101-201-90601	HOLIDAY PAY	-	-	1,000	-	-	-
101-201-90602	CLEANING ALLOWANCE	-	-	300	-	-	-
101-201-90603	TELEPHONE STIPEND	-	-	420	-	-	-
101-201-90801	FICA	787	1,593	2,821	3,060	3,060	3,060
101-201-90802	401(k) RETIREMENT	-	-	2,670	-	-	-
101-201-90804	HEALTH INSURANCE	-	-	9,675	-	-	-
101-201-90805	DENTAL INSURANCE	-	-	1,138	-	-	-
101-201-90806	LIFE INSURANCE	-	-	36	-	-	-
101-201-90807	LTD INSURANCE	-	-	228	-	-	-
101-201-90808	WORKER'S COMPENSATION	473	991	3,759	1,590	1,590	1,590
101-201-90809	UNEMPLOYMENT	51	104	307	200	200	200
101-201-90812	HEALTH SAVINGS ACCOUNT	-	-	1,500	-	-	-
	TOTAL PERSONNEL SERVICES	11,598	23,507	59,009	44,850	44,850	44,850
MATERIALS & SERVICES							
101-201-91001	PAYROLL PROCESSING COST	-	-	455	312	312	312
101-201-91102	FLEET SERVICES	-	-	5,000	5,000	5,000	5,000
101-201-91501	POSTAGE	2,554	4,465	4,000	5,000	5,000	5,000
101-201-91601	PRINTING & PUBLICATIONS	608	7	250	100	100	100
101-201-93301	MAINTENANCE AGREEMENTS	1,676	-	-	-	-	-
101-201-93901	CONTRACTUAL SERVICES	-	6,065	30,000	30,000	30,000	30,000
101-201-94102	FURNITURE & EQUIP <\$10,000	-	-	-	1,500	1,500	1,500
101-201-94103	OPERATING SUPPLIES	109	730	250	800	800	800
	TOTAL MATERIALS & SERVICES	4,947	11,266	39,955	42,712	42,712	42,712
	TOTAL DEPARTMENT EXPENDITURES	16,545	34,772	98,964	87,562	87,562	87,562

LINCOLN COUNTY, OREGON
GENERAL FUND (101)

DEPARTMENT: PUBLIC PROPERTY MANAGEMENT (911)

A GENERAL GOVERNMENT PROGRAM

OBJECTIVE: The objective of the Property Management Department is to provide a comprehensive and complete inventory of county properties. Conduct appropriate site visits; process sales and/or disposal of county-owned properties; and with regard to tax-foreclosed properties, comply with the County’s fiduciary responsibility for all of the taxing districts in Lincoln County.

WORK PLAN SUMMARY: Maintain a comprehensive and complete inventory of county-owned properties.

REVENUE AND EXPENDITURE SUMMARY

	<u>Actual</u> <u>2016-17</u>	<u>Actual</u> <u>2017-18</u>	<u>Budget</u> <u>2018-19</u>	<u>Proposed</u> <u>2019-20</u>	<u>Approved</u> <u>2019-20</u>	<u>Adopted</u> <u>2019-20</u>
Total Revenue	156,917	0	260,350	291,450	291,450	291,450
Materials & Services	117,348	136,053	260,350	291,450	291,450	291,450
Total Expenditures	117,348	136,053	260,350	291,450	291,450	291,450

INTERRELATIONSHIPS: General public, Board of Commissioners, Legal Counsel, Public Works Department, County Treasurer’s office, County Clerk’s Office, County Assessor’s Office, County Tax Collector’s Office, County Department of Planning and Development.

LINCOLN COUNTY
FY 2019-20 ANNUAL BUDGET
Fund: 101 GENERAL FUND

Account #		2016-17 Actual	2017-18 Actual	2018-19 Budget	2019-20 Proposed Budget	2019-20 Approved Budget	2019-20 Adopted Budget
Department: 911 - PROPERTY MANAGEMENT							
<u>REVENUE</u>							
101-911-31200	GEN FUND PORTION ANNUAL DISTRIBUTION	121,382	-	247,150	259,450	259,450	259,450
101-911-31210	LAND SALE DISTRIBUTIONS	32,219	-	12,000	29,000	29,000	29,000
101-911-31220	TAX PENALTIES & FEES REIMB.	3,317	-	1,200	3,000	3,000	3,000
	TOTAL REVENUE	156,917	-	260,350	291,450	291,450	291,450
<u>EXPENDITURES</u>							
<u>MATERIALS & SERVICES</u>							
101-911-91101	TRAVEL EXPENSE	116	506	400	400	400	400
101-911-91201	MEALS & LODGING	975	904	1,200	1,200	1,200	1,200
101-911-91501	POSTAGE	65	108	100	100	100	100
101-911-91601	PRINTING & PUBLICATIONS	740	845	1,200	1,800	1,800	1,800
101-911-92801	PROFESSIONAL SERVICES	45,257	100,659	86,000	116,000	116,000	116,000
101-911-92802	PROFESSIONAL CONFERENCE	150	525	650	650	650	650
101-911-92901	MEMBERSHIP FEES & DUES	75	250	400	400	400	400
101-911-93901	CONTRACTUAL SERVICES	60,571	8,746	160,000	160,000	160,000	160,000
101-911-94101	OFFICE SUPPLIES	-	753	200	200	200	200
101-911-94103	OPERATING SUPPLIES	-	-	-	500	500	500
101-911-94210	COPIER SERVICES	-	-	200	200	200	200
101-911-95920	LAND SALES MAINT/REPAIR	6,278	15,265	9,000	9,000	9,000	9,000
101-911-96710	PROPERTY TAXES	3,018	7,490	1,000	1,000	1,000	1,000
	TOTAL MATERIALS & SERVICES	117,244	136,053	260,350	291,450	291,450	291,450
	TOTAL DEPARTMENT EXPENDITURES	117,244	136,053	260,350	291,450	291,450	291,450

LINCOLN COUNTY, OREGON

GENERAL FUND (101)

DEPARTMENT: FACILITIES MAINTENANCE DEPARTMENT (912)

A GENERAL GOVERNMENT PROGRAM

OBJECTIVE: Effectively and efficiently maintain county facilities, grounds and equipment.

WORK PLAN SUMMARY: Working within budget allotments to prioritize functions according to needs and safety factors.

REVENUE AND EXPENDITURE SUMMARY

	Actual	Actual	Budget	Proposed	Approved	Adopted
	<u>2016-17</u>	<u>2017-18</u>	<u>2018-19</u>	<u>2019-20</u>	<u>2019-20</u>	<u>2019-20</u>
Total Revenue	29,678	15,013	15,000	15,000	15,000	15,000
Personnel Services	408,101	470,254	514,223	541,341	541,341	541,341
Materials & Services	722,141	789,387	887,711	889,580	889,580	889,580
Capital Outlay	226,630	550,439	380,000	380,000	380,000	380,000
Total Expenditures	1,356,872	1,810,080	1,781,934	1,810,921	1,810,921	1,810,921
Full-Time Positions	4.50	5.00	5.40	5.40	5.40	5.40

LINCOLN COUNTY
FY 2019-20 ANNUAL BUDGET
Fund: 101 GENERAL FUND

Account #	Budgeted FTE		2016-17 Actual	2017-18 Actual	2018-19 Budget	2019-20 Proposed Budget	2019-20 Approved Budget	2019-20 Adopted Budget
Department: 912 - FACILITIES MAINTENANCE								
<u>REVENUE</u>								
101-912-33324		BENTON COUNTY RENT	28,813	-	-	-	-	-
101-912-36650		REFUNDS & REIMBURSEMENTS	865	13	-	-	-	-
101-912-39607		TRANSFER FROM COMMONS FACILITIES FUND	-	15,000	15,000	15,000	15,000	15,000
TOTAL REVENUE			29,678	15,013	15,000	15,000	15,000	15,000
<u>EXPENDITURES</u>								
<u>PERSONNEL SERVICES</u>								
101-912-90249	1.00	FACILITIES SUPERVISOR	81,567	85,481	86,363	93,474	93,474	93,474
101-912-90301	4.40	FACILITIES TECHNICIAN	149,903	200,887	225,417	234,389	234,389	234,389
101-912-90320		PARK MAINTENANCE WORKER	20,910	-	-	-	-	-
101-912-90501		OVERTIME	8,199	19,411	15,000	15,000	15,000	15,000
101-912-90603		TELEPHONE STIPEND	5,040	3,640	4,200	5,040	5,040	5,040
101-912-90801		FICA	19,186	22,372	25,320	26,615	26,615	26,615
101-912-90802		401(K) RETIREMENT	29,215	34,037	34,884	38,269	38,269	38,269
101-912-90804		HEALTH INSURANCE	58,641	65,461	78,624	83,118	83,118	83,118
101-912-90805		DENTAL INSURANCE	6,844	6,755	7,461	8,090	8,090	8,090
101-912-90806		LIFE INSURANCE	171	185	389	389	389	389
101-912-90807		LTD INSURANCE	2,335	2,548	3,231	3,404	3,404	3,404
101-912-90808		WORKER'S COMPENSATION	12,218	12,750	15,767	16,573	16,573	16,573
101-912-90809		UNEMPLOYMENT	1,327	1,547	827	1,740	1,740	1,740
101-912-90810		PEHP	180	180	540	540	540	540
101-912-90812		HEALTH SAVINGS ACCOUNT	12,365	15,000	16,200	14,700	14,700	14,700
5.40		TOTAL PERSONNEL SERVICES	408,101	470,254	514,223	541,341	541,341	541,341
<u>MATERIALS & SERVICES</u>								
101-912-91001		PAYROLL PROCESSING COST	-	-	911	780	780	780
101-912-91101		TRAVEL EXPENSE	-	890	1,200	1,200	1,200	1,200
101-912-91102		FLEET SERVICES	11,022	10,896	14,000	14,000	14,000	14,000
101-912-91201		MEALS & LODGING	-	170	1,000	1,000	1,000	1,000
101-912-91401		TELEPHONE	2,774	3,708	3,000	3,000	3,000	3,000
101-912-91501		POSTAGE	21	38	-	-	-	-
101-912-92001		UTILITIES	97,101	101,263	100,000	100,000	100,000	100,000
101-912-92101		EQUIPMENT REPAIR	15,388	2,780	60,000	60,000	60,000	60,000
101-912-92201		BUILDING REPAIR	17,136	88,298	100,000	100,000	100,000	100,000
101-912-92301		GROUND MAINTENANCE	22,700	23,827	25,000	27,000	27,000	27,000
101-912-92901		MEMBERSHIP FEES & DUES	-	-	1,000	1,000	1,000	1,000
101-912-92905		BUILDING PERMITS/FEES	6,336	2,454	2,500	2,500	2,500	2,500
101-912-93301		MAINTENANCE AGREEMENTS	27,643	36,737	60,000	60,000	60,000	60,000
101-912-93901		CONTRACTUAL SERVICES	282,684	314,688	280,000	280,000	280,000	280,000
101-912-94101		OFFICE SUPPLIES	27	-	1,000	1,000	1,000	1,000
101-912-94102		FURNITURE & EQUIP < \$10,000	16,094	42,418	30,000	30,000	30,000	30,000
101-912-94103		OPERATING SUPPLIES	127,351	93,348	100,000	100,000	100,000	100,000
101-912-94210		COPIER SERVICES	162	84	100	100	100	100
101-912-94301		JANITORIAL SUPPLIES	44,875	16,338	38,000	38,000	38,000	38,000
101-912-95202		CONTINUING EDUCATION	113	3,245	3,000	3,000	3,000	3,000
101-912-96601		RENTALS OF SPACE	48,445	47,847	63,000	63,000	63,000	63,000
101-912-96701		RENTALS OF EQUIPMENT	2,270	356	4,000	4,000	4,000	4,000
TOTAL MATERIALS & SERVICES			722,141	789,387	887,711	889,580	889,580	889,580
<u>CAPITAL OUTLAY</u>								
101-912-97501		STRUCTURES & IMPROVEMENTS	178,759	313,883	320,000	320,000	320,000	320,000
101-912-97507		JAIL LOBBY REMODEL	21,429	222,842	-	-	-	-
101-912-98201		EQUIPMENT	26,442	13,715	60,000	60,000	60,000	60,000
TOTAL CAPITAL OUTLAY			226,630	550,439	380,000	380,000	380,000	380,000
TOTAL DEPARTMENT EXPENDITURES			1,356,872	1,810,080	1,781,934	1,810,921	1,810,921	1,810,921

LINCOLN COUNTY, OREGON
GENERAL FUND (101)
DEPARTMENT: COMPUTER SERVICES (913)
A GENERAL GOVERNMENT PROGRAM

OBJECTIVE: Establish and maintain enterprise information systems for County departments.

WORK PLAN SUMMARY: Execute initiatives that improve the cost effectiveness, service quality, and continuous availability of information and technology systems.

REVENUE AND EXPENDITURE SUMMARY

	<u>Actual 2016-17</u>	<u>Actual 2017-18</u>	<u>Budget 2018-19</u>	<u>Proposed 2019-20</u>	<u>Approved 2019-20</u>	<u>Adopted 2019-20</u>
Personnel Services	541,347	607,534	670,263	819,665	819,665	819,665
Materials & Services	483,710	682,755	714,092	936,534	936,534	936,534
Total Expenditures	1,025,057	1,290,289	1,384,355	1,756,199	1,756,199	1,756,199
Full-Time Positions	5.88	6.88	7.00	8.00	8.00	8.00

INTERRELATIONSHIPS: All County departments; computer hardware, software and support services vendors; outside consultants; state and local agencies.

LINCOLN COUNTY
FY 2019-20 ANNUAL BUDGET
Fund: 101 GENERAL FUND

Account #	Budgeted FTE		2016-17 Actual	2017-18 Actual	2018-19 Budget	2019-20 Proposed Budget	2019-20 Approved Budget	2019-20 Adopted Budget
Department: 913 - COMPUTER SERVICES								
<u>EXPENDITURES</u>								
<u>PERSONNEL SERVICES</u>								
101-913-90201	1.00	DIRECTOR	102,556	108,598	111,884	121,123	121,123	121,123
101-913-90224	1.00	SYSTEMS ADMINISTRATOR	62,974	60,913	68,345	73,972	73,972	73,972
101-913-90250	1.00	ADMINISTRATIVE ASSISTANT	37,000	43,447	45,466	49,209	49,209	49,209
101-913-90275	1.00	ASSOCIATE SYSTEM ADMINISTRATOR	17,048	53,476	54,924	63,066	63,066	63,066
101-913-90304	3.00	COMPUTER TECHNICIAN	110,696	94,860	111,487	175,334	175,334	175,334
101-913-90324	1.00	USER SUPPORT SPECIALIST	30,104	44,461	45,828	49,602	49,602	49,602
101-913-90501		OVERTIME	785	-	1,000	1,000	1,000	1,000
101-913-90603		TELEPHONE STIPEND	3,255	3,080	3,360	4,200	4,200	4,200
101-913-90801		FICA	26,133	29,400	33,835	41,119	41,119	41,119
101-913-90802		401(K) RETIREMENT	40,086	44,972	48,652	59,126	59,126	59,126
101-913-90804		HEALTH INSURANCE	72,426	82,643	99,295	126,001	126,001	126,001
101-913-90805		DENTAL INSURANCE	9,113	9,479	10,667	12,877	12,877	12,877
101-913-90806		LIFE INSURANCE	220	246	504	576	576	576
101-913-90807		LTD INSURANCE	2,999	3,346	4,512	5,485	5,485	5,485
101-913-90808		WORKER'S COMPENSATION	6,211	5,967	8,578	10,467	10,467	10,467
101-913-90809		UNEMPLOYMENT	1,822	2,044	1,106	2,688	2,688	2,688
101-913-90810		PEHP	1,598	1,725	2,820	2,820	2,820	2,820
101-913-90812		HEALTH SAVINGS ACCOUNT	16,320	18,875	18,000	21,000	21,000	21,000
	8.00	TOTAL PERSONNEL SERVICES	541,347	607,534	670,263	819,665	819,665	819,665
<u>MATERIALS & SERVICES</u>								
101-913-91001		PAYROLL PROCESSING COST	-	-	1,063	1,248	1,248	1,248
101-913-91101		TRAVEL EXPENSE	827	396	1,700	1,700	1,700	1,700
101-913-91201		MEALS & LODGING	358	354	1,350	1,350	1,350	1,350
101-913-91401		TELEPHONE	10,201	24,613	21,000	48,000	48,000	48,000
101-913-91402		COUNTYWIDE PHONE SERVICES	11,616	16,993	20,200	33,000	33,000	33,000
101-913-91501		POSTAGE	286	125	200	200	200	200
101-913-91601		PRINTING & PUBLICATIONS	1,373	122	100	300	300	300
101-913-92802		PROFESSIONAL CONFERENCE	595	600	900	900	900	900
101-913-92901		MEMBERSHIP FEES & DUES	100	196	200	200	200	200
101-913-93301		MAINTENANCE AGREEMENTS	143,796	212,532	210,200	242,140	242,140	242,140
101-913-93901		CONTRACTUAL SERVICES	66,892	86,189	85,600	143,696	143,696	143,696
101-913-94101		OFFICE SUPPLIES	25,940	29,730	28,000	30,000	30,000	30,000
101-913-94102		FURNITURE & EQUIP < \$10,000	193,399	226,154	194,679	197,700	197,700	197,700
101-913-94105		OFFICE SOFTWARE	27,783	83,596	102,900	165,100	165,100	165,100
101-913-94111		NETWORK EQUIPMENT	-	-	45,000	70,000	70,000	70,000
101-913-95201		EDUCATION & LIBRARY	544	1,154	1,000	1,000	1,000	1,000
		TOTAL MATERIALS & SERVICES	483,710	682,755	714,092	936,534	936,534	936,534
		TOTAL DEPARTMENT EXPENDITURES	1,025,057	1,290,289	1,384,355	1,756,199	1,756,199	1,756,199

LINCOLN COUNTY, OREGON
GENERAL FUND (101)

DEPARTMENT: PERSONNEL (950)

A GENERAL GOVERNMENT PROGRAM

OBJECTIVES: Provide excellent support service to internal and external customers, earning individual respect and increased credibility with those we serve. As Human Resource professionals, we consider and protect the rights of individuals, especially in the acquisition and dissemination of information throughout the employment process while ensuring accurate, truthful communications and facilitating informed decision making. Interpret County rules, policies and procedures for all County Personnel. Maintain personnel files and records for all County employees. Assist with negotiation and administration of collective bargaining agreements. Keep Board of Commissioners and Department Heads informed.

WORK PLAN SUMMARY: Conduct strategic analysis of all positions/tasks throughout the county to determine correct classification and assignment of duties; Implementation of County-wide electronic training solutions to include initiation and presentation of New Employee Orientation and All Staff Mandatory and Management training. Continue to implement upgrades to the department's online recruitment and hiring program/processes. Provide assistance and advice to County supervisors on personnel-related issues. Collaborate with labor unions and management to administer agreements for five collective bargaining units and facilitate 2019 Sheriff's Department contract negotiations. Continue to look for ways to increase organizational effectiveness.

REVENUE AND EXPENDITURE SUMMARY

	<u>Actual</u> <u>2016-17</u>	<u>Actual</u> <u>2017-18</u>	<u>Budget</u> <u>2018-19</u>	<u>Proposed</u> <u>2019-20</u>	<u>Approved</u> <u>2019-20</u>	<u>Adopted</u> <u>2019-20</u>
Total Revenue	5,043	4,522	4,863	1,200	1,200	1,200
Personnel Services	426,758	458,883	535,287	531,092	531,092	531,092
Materials & Services	69,647	102,417	94,459	123,236	123,236	123,236
Total Expenditures	496,405	561,300	629,746	654,328	654,328	654,328
Full-Time Positions	5.00	5.00	5.00	5.00	5.00	5.00

MAJOR PROJECTS: The Personnel Department will be working on the improvement of archiving our historical records and attaining full compliance with the Oregon Pay Equity Act.

LINCOLN COUNTY
FY 2019-20 ANNUAL BUDGET
Fund: 101 GENERAL FUND

Account #	Budgeted FTE		2016-17 Actual	2017-18 Actual	2018-19 Budget	2019-20 Proposed Budget	2019-20 Approved Budget	2019-20 Adopted Budget
Department: 950 - PERSONNEL								
REVENUE								
101-950-36650		REFUNDS & REIMBURSEMENTS	851	1,133	1,200	1,200	1,200	1,200
101-950-36651		WORKSITE WELLNESS/CIS GRANT	1,110	-	-	-	-	-
101-950-36990		MISCELLANEOUS	3	27	-	-	-	-
101-950-40000		BEGINNING BALANCE	3,080	3,363	3,663	-	-	-
TOTAL REVENUE			5,043	4,522	4,863	1,200	1,200	1,200
EXPENDITURES								
PERSONNEL SERVICES								
101-950-90201	1.00	DIRECTOR	73,682	105,660	108,858	117,852	117,852	117,852
101-950-90222	2.00	PERSONNEL GENERALIST	65,436	68,580	70,614	130,791	130,791	130,791
101-950-90233	2.00	PERSONNEL ASSISTANT	88,796	78,897	93,863	96,911	96,911	96,911
101-950-90268		ASSISTANT PERSONNEL DIRECTOR	70,001	75,860	78,114	-	-	-
101-950-90402		CONTRACT EMPLOYEE	6,113	-	-	5,300	5,300	5,300
101-950-90603		TELEPHONE STIPEND	-	350	840	840	840	840
101-950-90801		FICA	22,659	24,423	26,950	26,905	26,905	26,905
101-950-90802		401(K) RETIREMENT	32,801	36,229	38,752	38,103	38,103	38,103
101-950-90804		HEALTH INSURANCE	41,607	45,294	81,421	78,952	78,952	78,952
101-950-90805		DENTAL INSURANCE	5,640	5,623	9,499	8,253	8,253	8,253
101-950-90806		LIFE INSURANCE	176	178	360	360	360	360
101-950-90807		LTD INSURANCE	2,438	2,708	3,602	3,542	3,542	3,542
101-950-90808		WORKER'S COMPENSATION	3,267	2,809	4,673	4,665	4,665	4,665
101-950-90809		UNEMPLOYMENT	1,522	1,647	881	1,758	1,758	1,758
101-950-90810		PEHP	1,620	1,875	3,360	3,360	3,360	3,360
101-950-90812		HEALTH SAVINGS ACCOUNT	11,000	8,750	13,500	13,500	13,500	13,500
	5.00	TOTAL PERSONNEL SERVICES	426,758	458,883	535,287	531,092	531,092	531,092
MATERIALS & SERVICES								
101-950-91001		PAYROLL PROCESSING COST	-	-	759	936	936	936
101-950-91101		TRAVEL EXPENSE	562	1,813	2,000	6,000	6,000	6,000
101-950-91201		MEALS & LODGING	1,880	2,564	2,000	2,000	2,000	2,000
101-950-91401		TELEPHONE	284	258	300	300	300	300
101-950-91501		POSTAGE	296	262	300	300	300	300
101-950-91601		PRINTING & PUBLICATIONS	510	4,031	2,000	2,000	2,000	2,000
101-950-92801		PROFESSIONAL SERVICES	9,975	6,876	12,000	40,000	40,000	40,000
101-950-92802		PROFESSIONAL CONFERENCE	645	-	1,200	2,500	2,500	2,500
101-950-92901		MEMBERSHIP FEES & DUES	2,645	966	1,200	3,000	3,000	3,000
101-950-93301		MAINTENANCE AGREEMENTS	26,965	70,674	32,000	32,000	32,000	32,000
101-950-93901		CONTRACTUAL SERVICES	5,722	1,561	2,500	5,000	5,000	5,000
101-950-93946		WORKSITE WELLNESS/CIS GRANT	827	-	-	-	-	-
101-950-94101		OFFICE SUPPLIES	4,218	3,788	2,500	4,000	4,000	4,000
101-950-94102		FURNITURE & EQUIP < \$10,000	5,017	1,570	9,000	2,000	2,000	2,000
101-950-95101		MED/LAB/XRAY	3,290	2,548	2,500	1,000	1,000	1,000
101-950-95202		CONTINUING EDUCATION	759	705	1,200	-	-	-
101-950-95203		EMPLOYEE TRAINING	5,006	3,653	10,000	7,000	7,000	7,000
101-950-95206		EMPLOYEE TUITION REIMBURSEMENT PROGRAM	-	-	10,000	12,500	12,500	12,500
101-950-95901		OTHER SUPPLIES	708	703	1,000	700	700	700
101-950-95931		SPECIAL EVENTS	337	445	2,000	2,000	2,000	2,000
TOTAL MATERIALS & SERVICES			69,647	102,417	94,459	123,236	123,236	123,236
TOTAL DEPARTMENT EXPENDITURES			496,405	561,300	629,746	654,328	654,328	654,328

LINCOLN COUNTY, OREGON

GENERAL FUND (101)

DEPARTMENT: OTHER REQUIREMENTS (991)

A GENERAL GOVERNMENT PROGRAM

OBJECTIVES: To budget and provide proper administration for lease payments, unappropriated ending balance, and contingency; to budget and account for County memberships and dues, insurances and miscellaneous other items not within a particular department.

WORK PLAN SUMMARY: Maintain a contingency to meet emergencies and/or unexpected needs. Maintain a prudent unappropriated ending fund balance and reserve to insure the ability to meet future County needs and to achieve reserve policies as established by the Budget Committee and Board of Commissioners.

REVENUE AND EXPENDITURE SUMMARY

	Actual <u>2016-17</u>	Actual <u>2017-18</u>	Budget <u>2018-19</u>	Proposed <u>2019-20</u>	Approved <u>2019-20</u>	Adopted <u>2019-20</u>
Total Revenue	7,361,341	8,297,545	8,146,799	10,356,987	10,356,987	10,356,987
Materials & Services	537,005	526,645	867,175	1,030,655	1,030,655	1,030,655
Capital Outlay	208,551	309,328	150,000	307,000	307,000	307,000
Debt Service	410,033	408,661	411,699	188,456	188,456	188,456
Transfers	0	0	175,000	163,000	163,000	163,000
Contingency	0	0	997,719	1,142,569	1,142,569	1,142,569
Total Expenditures	1,155,589	1,244,634	2,601,593	2,831,680	2,831,680	2,831,680
Ending Balance	8,986,813		4,377,968	4,903,354	4,903,354	4,903,354

INTERRELATIONSHIPS: Work with federal, state, non-profit and not-for-profit agencies to meet the needs of the citizens of the County by providing matching funds for programs when possible and by cooperating and participating in intergovernmental associations.

LINCOLN COUNTY
FY 2019-20 ANNUAL BUDGET
Fund: 101 GENERAL FUND

Account #		2016-17 Actual	2017-18 Actual	2018-19 Budget	2019-20 Proposed Budget	2019-20 Approved Budget	2019-20 Adopted Budget
Department: 991 - OTHER GENERAL GOVERNMENT							
<u>REVENUE</u>							
101-991-33124	ENERGY TRUST OF OREGON	11,831	-	-	-	-	-
101-991-33152	USFW REFUGE REVENUE SHARING ACT	3,134	2,551	2,700	2,500	2,500	2,500
101-991-36176	LOCAP FUNDS INTEREST	6,571	10,499	10,000	-	-	-
101-991-36859	LEASE PAYMENT FR EXTENSION DISTR	51,500	51,500	51,500	51,500	51,500	51,500
101-991-36990	MISCELLANEOUS	7,842	-	-	-	-	-
101-991-40000	BEGINNING BALANCE	7,280,463	8,232,995	8,082,599	10,302,987	10,302,987	10,302,987
	TOTAL REVENUE	7,361,341	8,297,545	8,146,799	10,356,987	10,356,987	10,356,987
<u>EXPENDITURES</u>							
<u>MATERIALS & SERVICES</u>							
101-991-92803	AUDIT EXPENSE	52,405	53,605	55,600	57,000	57,000	57,000
101-991-92901	MEMBERSHIP FEES & DUES	555	810	850	850	850	850
101-991-92902	OCZMA MEMBERSHIP	-	4,000	4,500	4,500	4,500	4,500
101-991-92903	OREGON CASCADE WEST COG	19,797	21,232	22,600	23,730	23,730	23,730
101-991-92904	ASSOCIATION OF OREGON COUNTIES	13,141	17,708	18,000	18,250	18,250	18,250
101-991-92907	COUNCIL/FOREST TRUST LAND COUN	5,334	2,201	2,500	2,500	2,500	2,500
101-991-92908	AOC-VETERANS' FUND DUES	1,837	1,837	2,250	2,000	2,000	2,000
101-991-92909	YAQUINA ECONOMIC DEVELOPMENT	300	300	300	300	300	300
101-991-92910	AOC/PUBLIC LAND ASSESSMENT	3,432	3,603	3,750	3,750	3,750	3,750
101-991-92913	NACo	921	921	975	975	975	975
101-991-92919	AOC/NACo REPRESENTATION EXPENSE	6,425	466	-	-	-	-
101-991-92920	ASSOCIATION OF O & C COUNTIES	3,627	-	3,700	3,750	3,750	3,750
101-991-93901	CONTRACTUAL SERVICES	20,950	27,318	225,000	375,000	375,000	375,000
101-991-93976	LINCOLN SOIL & WATER DISTRICT - ISCP	7,000	-	7,500	7,500	7,500	7,500
101-991-93980	COUNTY PARTNERSHIP PROJECTS	10,650	6,357	75,000	75,000	75,000	75,000
101-991-94102	FURNITURE & EQUIP <\$10,000	-	2,728	2,800	15,000	15,000	15,000
101-991-96101	FIDELITY BONDS	-	-	850	850	850	850
101-991-96301	PROPERTY/LIABILITY INSURANCE	340,253	304,591	365,500	360,000	360,000	360,000
101-991-96302	VEHICLE INSURANCE	22,029	26,814	27,000	28,500	28,500	28,500
101-991-96601	RENTALS OF SPACE	-	18,029	10,000	12,700	12,700	12,700
101-991-96703	POST EMERGENCY PREPAREDNESS	27,151	33,000	36,000	36,000	36,000	36,000
101-991-96902	ROAD BILLABLE COSTS	1,200	1,125	2,500	2,500	2,500	2,500
	TOTAL MATERIALS & SERVICES	537,005	526,645	867,175	1,030,655	1,030,655	1,030,655
<u>CAPITAL OUTLAY</u>							
101-991-97101	PROPERTY PURCHASE	14,323	280,328	150,000	150,000	150,000	150,000
101-991-97501	STRUCTURES & IMPROVEMENTS	-	5,000	-	25,000	25,000	25,000
101-991-97505	WIND PROJECT - ENERGY TRUST OF OREGON	1,938	-	-	-	-	-
101-991-98201	EQUIPMENT	-	-	-	42,000	42,000	42,000
101-991-98202	COMPUTER EQUIPMENT	143,290	-	-	90,000	90,000	90,000
101-991-98207	BALLOT SCANNER	49,000	-	-	-	-	-
101-991-98208	LEGAL/PERSONNEL LASERFICHE SOFTWARE	-	24,000	-	-	-	-
	TOTAL CAPITAL OUTLAY	208,551	309,328	150,000	307,000	307,000	307,000
<u>DEBT SERVICE</u>							
101-991-99104	LOAN PRINCIPAL PAYMENT	274,400	284,200	298,900	83,300	83,300	83,300
101-991-99105	LOAN INTEREST PAYMENT	100,046	88,874	77,212	69,567	69,567	69,567
101-991-99106	CURRY PROPERTY PRINCIPAL	20,312	21,308	22,354	23,452	23,452	23,452
101-991-99107	CURRY PROPERTY INTEREST	15,275	14,279	13,233	12,137	12,137	12,137
	TOTAL DEBT SERVICE	410,033	408,661	411,699	188,456	188,456	188,456

LINCOLN COUNTY
FY 2019-20 ANNUAL BUDGET
Fund: 101 GENERAL FUND

Account #		2016-17 Actual	2017-18 Actual	2018-19 Budget	2019-20 Proposed Budget	2019-20 Approved Budget	2019-20 Adopted Budget
Department: 991 - OTHER GENERAL GOVERNMENT							
<u>TRANSFERS</u>							
101-991-99219	TRANSFER TO CAPITAL PROJECTS FUND	-	-	175,000	163,000	163,000	163,000
TOTAL TRANSFERS		-	-	175,000	163,000	163,000	163,000
TOTAL DEPARTMENT EXPENDITURES		1,155,589	1,244,634	1,603,874	1,689,111	1,689,111	1,689,111
<u>ENDING BALANCE</u>							
101-991-99501	CONTINGENCY	-	-	997,719	1,142,569	1,133,847	1,133,847
101-991-99602	RESERVED FOR SO JAIL VAN REPLACEMENT	-	-	65,000	-	-	-
101-991-99603	COMPENSATED ABSENCES	-	-	1,390,468	1,676,800	1,676,800	1,676,800
101-991-99605	RESERVE FOR FUTURE DEBT SERVICE	-	-	922,500	1,248,727	1,248,727	1,248,727
101-991-99699	UNAPPROPRIATED FUND BALANCE	-	-	2,000,000	1,977,827	1,977,827	1,942,827
TOTAL ENDING BALANCE		-	-	5,375,687	6,045,923	6,037,201	6,002,201

**LINCOLN COUNTY
FY 2018-19 ANNUAL BUDGET
GENERAL FUND**

	2016-17 Actual	2017-18 Actual	2018-19 Budget	2019-20 Proposed Budget	2019-20 Approved Budget	2019-20 Adopted Budget
PUBLIC SAFETY PROGRAM SUMMARY						
REVENUE						
32XXX PERMITS AND FEES	155,675	164,264	137,100	151,400	151,400	151,400
33XXX INTERGOVERNMENTAL	4,222,609	4,326,019	4,570,427	5,426,128	5,426,128	5,606,128
34XXX CHARGES FOR SERVICES	501,403	479,384	465,320	770,632	770,632	770,632
35XXX FINES & FORFEITURES	61,724	80,400	70,000	70,000	70,000	70,000
36XXX MISCELLANEOUS	136,589	15,413	119,200	14,850	14,850	14,850
39XXX TRANSFERS FROM OTHER FUNDS	-	254,294	-	-	-	-
40XXX BEGINNING BALANCE	605,831	684,924	640,793	1,033,420	1,033,420	1,033,420
TOTAL REVENUE	5,683,831	6,004,699	6,002,840	7,466,430	7,466,430	7,646,430
EXPENDITURES						
PERSONNEL SERVICES	14,145,402	14,729,691	17,046,472	19,115,209	19,123,931	19,123,931
MATERIALS & SERVICES	3,757,624	4,102,672	4,466,253	5,076,974	5,076,974	5,076,974
CAPITAL OUTLAY	215,136	273,886	100,000	10,000	10,000	190,000
TOTAL PUBLIC SAFETY EXPENDITURES	18,118,163	19,106,250	21,612,725	24,202,183	24,210,905	24,390,905
OTHER APPROPRIATIONS						
TRANSFER TO RADIO COMMUNICATIONS FUND	86,321	32,975	32,811	34,245	34,245	34,245
TRANSFER FOR TAPS HOUSING PURCHASE	-	254,294	-	-	-	-

TOTAL # FTE: 168.60

LINCOLN COUNTY, OREGON
GENERAL FUND (101)
DEPARTMENT: DRUG COURT (011)
A PUBLIC SAFETY PROGRAM

OBJECTIVE: To break the cycle of drug addiction, thereby reducing crime, saving lives, and keeping families together by providing evidence-based treatment and accountability through a multi-disciplinary team approach. The Lincoln County Drug Court Program has been operating since 2006.

FUNDING: The current sources of funding are the Oregon State Criminal Justice Commission, County General Fund, and the U.S. Department of Justice Bureau of Justice Assistance.

REVENUE AND EXPENDITURE SUMMARY

	Actual <u>2016-17</u>	Actual <u>2017-18</u>	Budget <u>2018-19</u>	Proposed <u>2019-20</u>	Approved <u>2019-20</u>	Adopted <u>2019-20</u>
Total Revenue	132,441	67,173	157,150	156,200	156,200	156,200
Personnel Services	47,533	48,182	48,929	51,477	51,477	51,477
Materials & Services	87,030	67,750	156,950	155,500	155,500	155,500
Total Expenditures	134,563	115,932	205,879	206,977	206,977	206,977
Full-Time Positions	0.50	0.50	0.50	0.50	0.50	0.50

INTERRELATIONSHIPS: Lincoln County Circuit Court; Community Corrections; Reconnections; Siletz Tribal A&D; Department of Human Services (DHS); Lincoln County Health and Human Services Department; Lincoln County Sheriff's Office; defense attorneys.

LINCOLN COUNTY
FY 2019-20 ANNUAL BUDGET
Fund: 101 GENERAL FUND

Account #	Budgeted FTE		2016-17 Actual	2017-18 Actual	2018-19 Budget	2019-20 Proposed Budget	2019-20 Approved Budget	2019-20 Adopted Budget
Department: 011 - DRUG COURT								
<u>REVENUE</u>								
101-011-32112		DRUG COURT USER FEES	-	350	1,200	2,900	2,900	2,900
101-011-33187		BJA DISCRETIONARY GRANT	-	4,257	28,200	23,000	23,000	23,000
101-011-33226		IMPLEMENT & ENHANCE GRANT	132,441	62,565	127,750	130,300	130,300	130,300
TOTAL REVENUE			132,441	67,173	157,150	156,200	156,200	156,200
<u>EXPENDITURES</u>								
<u>PERSONNEL SERVICES</u>								
101-011-90310	0.50	PAROLE & PROBATION OFFICER	34,759	35,293	35,294	37,081	37,081	37,081
101-011-90603		TELEPHONE STIPEND	280	-	-	-	-	-
101-011-90801		FICA	2,547	2,563	2,700	2,837	2,837	2,837
101-011-90802		401(K) RETIREMENT	3,853	3,883	3,882	4,079	4,079	4,079
101-011-90804		HEALTH INSURANCE	2,661	2,955	3,296	3,499	3,499	3,499
101-011-90805		DENTAL INSURANCE	329	337	347	346	346	346
101-011-90806		LIFE INSURANCE	20	21	36	36	36	36
101-011-90807		LTD INSURANCE	289	291	361	379	379	379
101-011-90808		WORKER'S COMPENSATION	1,517	1,559	1,822	1,914	1,914	1,914
101-011-90809		UNEMPLOYMENT	175	177	88	185	185	185
101-011-90811		DEFERRED COMPENSATION	351	354	353	371	371	371
101-011-90812		HEALTH SAVINGS ACCOUNT	750	750	750	750	750	750
0.50 TOTAL PERSONNEL SERVICES			47,533	48,182	48,929	51,477	51,477	51,477
<u>MATERIALS & SERVICES</u>								
101-011-91101		TRAVEL EXPENSE	4,335	1,442	4,870	7,800	7,800	7,800
101-011-91201		MEALS & LODGING	9,166	1,282	7,350	8,000	8,000	8,000
101-011-92801		PROFESSIONAL SERVICES	51,191	55,370	98,900	99,500	99,500	99,500
101-011-92802		PROFESSIONAL CONFERENCE	6,020	745	5,450	4,200	4,200	4,200
101-011-95101		MED/LAB/XRAY	1,720	876	9,300	4,000	4,000	4,000
101-011-95901		OTHER SUPPLIES	13,903	6,259	30,080	30,000	30,000	30,000
101-011-95905		CLIENT SERVICES	695	1,777	1,000	2,000	2,000	2,000
TOTAL MATERIALS & SERVICES			87,030	67,750	156,950	155,500	155,500	155,500
TOTAL DEPARTMENT EXPENDITURES			134,563	115,932	205,879	206,977	206,977	206,977

LINCOLN COUNTY, OREGON

GENERAL FUND (101)

DEPARTMENT: COMMUNITY JUSTICE - WORK CREW (124)

A PUBLIC SAFETY PROGRAM

OBJECTIVE: To provide a structure where out of custody offenders can perform labor intensive work that is a benefit to Lincoln County's community. Courts, as well as Parole and Probation refer offenders to this program as an alternative to jail, fines, as part of their sentence or as a sanction.

WORK PLAN SUMMARY: Offenders meeting the work crew criteria are assigned a date and time to report to work crew. Crew members meet the work crew van and are closely monitored by the Work Crew Supervisor. After offenders complete a full day of work they are returned to the pickup location. All breaks and lunch are taken on-site and meals are the offender's responsibility.

REVENUE AND EXPENDITURE SUMMARY

	Actual <u>2016-17</u>	Actual <u>2017-18</u>	Budget <u>2018-19</u>	Proposed <u>2019-20</u>	Approved <u>2019-20</u>	Adopted <u>2019-20</u>
Total Revenue	124,795	100,523	105,000	90,000	90,000	90,000
Personnel Services	230,308	188,184	239,881	233,143	233,143	233,143
Materials & Services	51,110	39,227	48,657	54,518	54,518	54,518
Total Expenditures	281,418	227,411	288,538	287,661	287,661	287,661
Full-Time Positions	2.60	2.30	2.50	2.50	2.50	2.50

EFFECTIVENESS INDICATORS: Work crew had 17,418 hours or 2,178 offender work days performed in 2018, this includes court ordered, sanctions, early releases/AIP, DA Diversion Agreements, in lieu of paying financial, and Inmate workers.

INTERRELATIONSHIPS: Routing contacts are made with a large variety of federal, state and local agencies; Parole and Probation department, Road Department, County Parks, cities within the county and members of the community.

LINCOLN COUNTY
FY 2019-20 ANNUAL BUDGET
Fund: 101 GENERAL FUND

Account #	Budgeted FTE		2016-17 Actual	2017-18 Actual	2018-19 Budget	2019-20 Proposed Budget	2019-20 Approved Budget	2019-20 Adopted Budget
Department: 124 - P&P WORK CREW								
<u>REVENUE</u>								
101-124-33206		CONF TRIBES OF SILETZ GRANT	900	-	-	-	-	-
101-124-34173		COUNTY WORK CREW FEES	123,895	100,523	105,000	90,000	90,000	90,000
TOTAL REVENUE			124,795	100,523	105,000	90,000	90,000	90,000
<u>EXPENDITURES</u>								
<u>PERSONNEL SERVICES</u>								
101-124-90234	2.00	WORK CREW FOREMAN	106,146	102,754	146,716	119,590	119,590	119,590
101-124-90287	0.50	SENIOR P&P TECHNICIAN	-	-	-	29,651	29,651	29,651
101-124-90310		PAROLE & PROBATION OFFICER	41,113	21,019	-	-	-	-
101-124-90801		FICA	10,584	8,857	11,224	11,417	11,417	11,417
101-124-90802		401(K) RETIREMENT	16,198	13,615	16,139	16,416	16,416	16,416
101-124-90804		HEALTH INSURANCE	34,579	25,273	42,657	34,999	34,999	34,999
101-124-90805		DENTAL INSURANCE	4,195	2,714	4,969	3,565	3,565	3,565
101-124-90806		LIFE INSURANCE	98	92	216	180	180	180
101-124-90807		LTD INSURANCE	1,214	1,020	1,500	1,526	1,526	1,526
101-124-90808		WORKER'S COMPENSATION	6,875	5,570	7,573	7,703	7,703	7,703
101-124-90809		UNEMPLOYMENT	737	618	367	746	746	746
101-124-90810		PEHP	360	390	1,620	1,350	1,350	1,350
101-124-90811		DEFERRED COMPENSATION	410	211	-	-	-	-
101-124-90812		HEALTH SAVINGS ACCOUNT	7,800	6,050	6,900	6,000	6,000	6,000
	2.50	TOTAL PERSONNEL SERVICES	230,308	188,184	239,881	233,143	233,143	233,143
<u>MATERIALS & SERVICES</u>								
101-124-91001		PAYROLL PROCESSING COST	-	-	607	468	468	468
101-124-91102		FLEET SERVICES	16,864	18,413	19,000	19,000	19,000	19,000
101-124-91201		MEALS & LODGING	-	249	1,000	2,000	2,000	2,000
101-124-91401		TELEPHONE	1,509	1,683	2,800	2,800	2,800	2,800
101-124-91601		PRINTING & PUBLICATIONS	48	78	-	100	100	100
101-124-92001		UTILITIES	2,659	-	-	-	-	-
101-124-92802		PROFESSIONAL CONFERENCE	-	225	500	500	500	500
101-124-93901		CONTRACTUAL SERVICES	5,442	-	-	-	-	-
101-124-94101		OFFICE SUPPLIES	13	115	100	400	400	400
101-124-94102		FURNITURE & EQUIP <\$10,000	-	2,790	-	-	-	-
101-124-94103		OPERATING SUPPLIES	7,418	11,449	20,000	25,000	25,000	25,000
101-124-94105		OFFICE SOFTWARE	3,600	3,600	4,000	3,600	3,600	3,600
101-124-95901		OTHER SUPPLIES	208	626	650	650	650	650
101-124-96601		RENTALS OF SPACE	13,350	-	-	-	-	-
TOTAL MATERIALS & SERVICES			51,110	39,227	48,657	54,518	54,518	54,518
TOTAL DEPARTMENT EXPENDITURES			281,418	227,412	288,538	287,661	287,661	287,661

LINCOLN COUNTY, OREGON

GENERAL FUND (101)

DEPARTMENT: HB 3194/TRANSITIONAL HOUSING PROGRAM (125)

A PUBLIC SAFETY PROGRAM

OBJECTIVE: To maximize the public’s safety and protection by providing supervision of adult offenders who are in the Lincoln County community. Parole services are primarily restricted to offenders who present an immediate public safety danger and are formally classified as “medium or high risk”. To provide a cost-effective means of offender control in lieu of long-term prison or jail placement, and to enhance long-term public safety by providing programs to support and aid in the transition and rehabilitation process. Per the CJC recidivism dashboard, Lincoln County’s rate of recidivism is 5.8% for new felony incarcerations. It is the program’s goal to reduce this once the program has a measurable period of time for the individuals participating in the TAPS programs.

WORK PLAN SUMMARY: Provide supervision and controls as authorized under law relevant to Parole, Post Prison, and local jail releases.

REVENUE AND EXPENDITURE SUMMARY

	Actual <u>2016-17</u>	Actual <u>2017-18</u>	Budget <u>2018-19</u>	Proposed <u>2019-20</u>	Approved <u>2019-20</u>	Adopted <u>2019-20</u>
Total Revenue	490,517	576,949	332,021	350,085	350,085	350,085
Personnel Services	112,198	197,431	224,133	255,322	255,322	255,322
Materials & Services	86,983	73,885	101,467	92,198	92,198	92,198
Transfers	0	243,827	0	0	0	0
Total Expenditures	199,181	515,143	325,600	347,520	347,520	347,520
Full-Time Positions	1.75	2.50	2.75	2.75	2.75	2.75

EFFECTIVENESS INDICATORS: Number of individuals served: 136 males and 21 females since the opening the program has provided a total of 7,087 nights of housing for TAPS clients.

INTERRELATIONSHIPS: Entire Criminal Justice System: Municipal, City, County, State, Interstate Compact, and International Agents, Judges, District Attorneys, Police, Offenders, Parolees, Board of Commissioners, County Offices, Victims, Supporting Agencies; Local and Statewide; etc.

BUDGET NOTE: Operation of the program is fully funded by the State of Oregon as a CJC grant.

LINCOLN COUNTY
FY 2019-20 ANNUAL BUDGET
Fund: 101 GENERAL FUND

Account #	Budgeted FTE		2016-17 Actual	2017-18 Actual	2018-19 Budget	2019-20 Proposed Budget	2019-20 Approved Budget	2019-20 Adopted Budget
Department: 125 - TRANSITIONAL HOUSING PROGRAM								
<u>REVENUE</u>								
101-125-33194		HB 3194 PAYMENTS	257,104	282,255	282,255	282,255	282,255	282,255
101-125-33198		DPSST MICRO GRANT	13,731	-	-	-	-	-
101-125-34125		TRANSITIONAL HOUSING FEES	-	3,357	-	24,000	24,000	24,000
101-125-40000		BEGINNING BALANCE	48,590	291,337	30,000	43,830	43,830	43,830
101-125-40013		BEGINNING BALANCE - TAPS	171,092	-	19,766	-	-	-
TOTAL REVENUE			490,517	576,949	332,021	350,085	350,085	350,085
<u>EXPENDITURES</u>								
<u>PERSONNEL SERVICES</u>								
101-125-90247		PAROLE & PROBATION TECHNICIAN	28,247	63,980	65,195	-	-	-
101-125-90287	1.50	SENIOR P&P TECHNICIAN	-	-	-	62,913	62,913	62,913
101-125-90310	1.25	PAROLE & PROBATION OFFICER	49,635	73,239	72,235	102,853	102,853	102,853
101-125-90420		ON CALL EMPLOYEE	1,750	-	-	-	-	-
101-125-90603		TELEPHONE STIPEND	1,120	2,100	2,520	2,520	2,520	2,520
101-125-90801		FICA	6,070	9,600	10,706	12,874	12,874	12,874
101-125-90802		401(K) RETIREMENT	8,699	15,322	15,394	18,511	18,511	18,511
101-125-90804		HEALTH INSURANCE	7,495	17,109	36,465	33,078	33,078	33,078
101-125-90805		DENTAL INSURANCE	908	1,781	3,889	2,830	2,830	2,830
101-125-90806		LIFE INSURANCE	70	113	234	198	198	198
101-125-90807		LTD INSURANCE	643	1,136	1,431	1,721	1,721	1,721
101-125-90808		WORKER'S COMPENSATION	3,728	6,396	7,224	8,686	8,686	8,686
101-125-90809		UNEMPLOYMENT	404	697	350	841	841	841
101-125-90810		PEHP	173	345	1,080	810	810	810
101-125-90811		DEFERRED COMPENSATION	505	738	660	737	737	737
101-125-90812		HEALTH SAVINGS ACCOUNT	2,750	4,875	6,750	6,750	6,750	6,750
2.75 TOTAL PERSONNEL SERVICES			112,198	197,431	224,133	255,322	255,322	255,322
<u>MATERIALS & SERVICES</u>								
101-125-91001		PAYROLL PROCESSING COST	-	-	455	-	-	-
101-125-91401		TELEPHONE	804	576	1,300	1,300	1,300	1,300
101-125-91403		BUS PASSES	550	-	-	1,200	1,200	1,200
101-125-91601		PRINTING & PUBLICATIONS	53	87	-	600	600	600
101-125-92001		UTILITIES	5,734	15,367	12,000	16,000	16,000	16,000
101-125-92201		BUILDING REPAIR	577	14,038	-	-	-	-
101-125-93901		CONTRACTUAL SERVICES	29,326	35,218	37,000	29,098	29,098	29,098
101-125-93973		DPSST MICRO GRANT EXPENSE	13,731	-	-	-	-	-
101-125-94102		FURNITURE & EQUIP < \$10,000	18,710	1,170	13,890	2,500	2,500	2,500
101-125-94301		JANITORIAL SUPPLIES	610	844	612	1,500	1,500	1,500
101-125-95901		OTHER SUPPLIES	16,890	6,325	29,210	25,000	25,000	25,000
101-125-95905		CLIENT SERVICES	-	260	7,000	15,000	15,000	15,000
TOTAL MATERIALS & SERVICES			86,983	73,885	101,467	92,198	92,198	92,198
<u>TRANSFERS</u>								
101-125-99101		TRANSFER FOR TAPS HOUSING PURCHASE	-	243,827	-	-	-	-
TOTAL TRANSFERS			-	243,827	-	-	-	-
TOTAL DEPARTMENT EXPENDITURES			199,181	515,143	325,600	347,520	347,520	347,520

LINCOLN COUNTY, OREGON

GENERAL FUND (101)

DEPARTMENT: COMMUNITY JUSTICE - COMMUNITY CORRECTIONS (126)

A PUBLIC SAFETY PROGRAM

OBJECTIVE: To maximize the public’s safety and protection by providing supervision of adult offenders who are in the Lincoln County community. Parole and probation services are primarily restricted to offenders who present an immediate public safety danger and are formally classified as “medium or high risk”. To provide a cost-effective means of offender control in lieu of long-term prison or jail placement. To enhance long-term public safety by providing programs to support and aid in the transition and rehabilitation process.

WORK PLAN SUMMARY: Provide supervision and controls as authorized under law relevant to Parole, Post Prison, Probation, and local jail releases.

REVENUE AND EXPENDITURE SUMMARY

	Actual <u>2016-17</u>	Actual <u>2017-18</u>	Budget <u>2018-19</u>	Proposed <u>2019-20</u>	Approved <u>2019-20</u>	Adopted <u>2019-20</u>
Total Revenue	2,204,823	2,575,407	2,540,042	2,945,606	2,945,606	2,945,606
Personnel Services	1,069,569	1,095,715	1,374,640	1,662,337	1,662,337	1,662,337
Materials & Services	753,864	792,971	889,202	951,371	951,371	951,371
Transfers	0	10,467	0	0	0	0
Total Expenditures	1,823,433	1,899,153	2,263,842	2,613,708	2,613,708	2,613,708
Full-Time Positions	11.20	12.50	15.95	15.95	15.95	15.95

EFFECTIVENESS INDICATORS: Baseline for these measures is the statewide percentage for Hi-Med Caseloads Only.

	2018	2019
Post Prison Recidivism in Lincoln County	42.3%	52.8%
Post Prison Recidivism Statewide- Baseline	44%	45.7%
Probation Recidivism in Lincoln County	33.3%	28.2%
Probation Recidivism Statewide-Baseline	41.2%	40.0%

Recidivism: lower percentage is the goal.

	2018	2019
Employment in Lincoln County	52%	54%
Employment Statewide-Baseline	39%	38%
Treatment in Lincoln County	36%	33%
Treatment Statewide-Baseline	29%	27%
Restitution in Lincoln County	30%	40%
Restitution Statewide-Baseline	15%	16%
Community Service in Lincoln County	67%	34%
Community Service Statewide-Baseline	33%	31%

Employment, Treatment, Restitution, Community Service: higher percentage is the goal.

	2018	2019
Post Prison Positive Case Closures in Lincoln County	51%	58%
Post Prison Positive Case Closures Statewide-Baseline	60%	63%
Probation Positive Case Closures in Lincoln County	35%	49%
Probation Positive Case Closures Statewide-Baseline	42%	52%

Positive Case Closures: higher percentage is the goal.

Lincoln County has 294 Felony, formerly funded offenders, closed to abscond status; 25% are high-risk offenders dating back as far as 1985.

INTERRELATIONSHIPS: Entire Criminal Justice System: Municipal, City, County, State, Interstate Compact, and International Agents, Judges, District Attorneys, Police, Offenders, Probationers, Parolees, Board of Commissioners, County Offices, Victims, Supporting Agencies; Local and Statewide; etc.

BUDGET NOTE: Program is fully funded by the state and through supervision fees received from offenders as set forth by statute. The “cost-effectiveness” of the County’s fiscal operation relies heavily upon the use of the Community Corrections program to offset costs associated with long-term incarcerations. Hidden savings are realized in the reduction of victimization and lessening of court and trial, etc., expense. Offender payments for restitution and financial obligations are bolstered.

A new Parole and Probation Officer was added to the FY 2017-18 budget, specifically to monitor domestic violence offenders. This position is not subsidized by the State of Oregon monies received for Community Corrections activities.

In FY 2019-20 the Electronic Home Detention Program department has been consolidated into this department, moving the cost of a 0.30 FTE Parole & Probation Officer and other program costs, along with related revenue, here.

LINCOLN COUNTY
FY 2019-20 ANNUAL BUDGET
Fund: 101 GENERAL FUND

Account #	Budgeted FTE		2016-17 Actual	2017-18 Actual	2018-19 Budget	2019-20 Proposed Budget	2019-20 Approved Budget	2019-20 Adopted Budget
Department: 126 - COMMUNITY CORRECTIONS - PAROLE & PROBATION (P&P)								
REVENUE								
101-126-33135		DOMESTIC VIOLENCE GRANT SUBRECIPIENT	6,226	-	-	-	-	-
101-126-33360		COMMUNITY CORRECTIONS ACT	1,717,697	2,086,093	2,002,352	2,002,352	2,002,352	2,002,352
101-126-34126		SUPERVISORY FEES	94,728	107,717	100,000	120,000	120,000	120,000
101-126-34128		EHD FEES	-	-	-	19,000	19,000	19,000
101-126-36990		MISCELLANEOUS	5,852	208	500	500	500	500
101-126-40000		BEGINNING BALANCE	380,320	381,389	437,190	803,754	803,754	803,754
TOTAL REVENUE			2,204,823	2,575,407	2,540,042	2,945,606	2,945,606	2,945,606
EXPENDITURES								
PERSONNEL SERVICES								
101-126-90201	0.70	DIRECTOR	81,563	88,275	90,775	83,783	83,783	83,783
101-126-90221	1.00	OFFICE MANAGER	57,108	59,856	61,630	66,705	66,705	66,705
101-126-90241	2.00	PAROLE & PROBATION SUPERVISOR	153,994	147,130	153,983	161,807	161,807	161,807
101-126-90247		PAROLE & PROBATION TECHNICIAN	48,273	50,586	52,094	-	-	-
101-126-90287	1.00	SENIOR PAROLE & PROBATION TECHNICIAN	-	-	-	60,492	60,492	60,492
101-126-90310	8.25	PAROLE & PROBATION OFFICER	332,660	340,977	455,625	512,954	512,954	512,954
101-126-90321	1.00	OFFICE ASSISTANT	51,024	51,977	52,675	55,351	55,351	55,351
101-126-90331	1.00	OFFICE SPECIALIST	-	-	-	37,950	37,950	37,950
101-126-90356	1.00	CLINICAL COUNSELOR	-	-	-	62,636	62,636	62,636
101-126-90501		OVERTIME	-	314	2,500	2,500	2,500	2,500
101-126-90603		TELEPHONE STIPEND	5,600	5,250	10,080	5,880	5,880	5,880
101-126-90801		FICA	52,628	53,793	67,272	80,329	80,329	80,329
101-126-90802		401(K) RETIREMENT	80,448	82,006	96,730	115,506	115,506	115,506
101-126-90804		HEALTH INSURANCE	115,024	124,927	206,696	265,368	265,368	265,368
101-126-90805		DENTAL INSURANCE	15,759	15,527	21,836	25,979	25,979	25,979
101-126-90806		LIFE INSURANCE	416	422	961	1,149	1,149	1,149
101-126-90807		LTD INSURANCE	6,016	6,020	8,965	10,710	10,710	10,710
101-126-90808		WORKER'S COMPENSATION	33,625	33,937	45,389	54,200	54,200	54,200
101-126-90809		UNEMPLOYMENT	3,656	3,713	2,198	5,250	5,250	5,250
101-126-90810		PEHP	1,561	1,544	3,000	3,000	3,000	3,000
101-126-90811		DEFERRED COMPENSATION	3,356	3,455	4,656	5,188	5,188	5,188
101-126-90812		HEALTH SAVINGS ACCOUNT	26,856	26,006	37,575	45,600	45,600	45,600
15.95		TOTAL PERSONNEL SERVICES	1,069,569	1,095,715	1,374,640	1,662,337	1,662,337	1,662,337
MATERIALS & SERVICES								
101-126-91001		PAYROLL PROCESSING COST	-	-	3,643	3,432	3,432	3,432
101-126-91101		TRAVEL EXPENSE	1,001	290	1,200	6,000	6,000	6,000
101-126-91102		FLEET SERVICES	18,256	16,587	19,500	20,200	20,200	20,200
101-126-91201		MEALS & LODGING	3,201	4,680	4,000	10,000	10,000	10,000
101-126-91401		TELEPHONE	9,868	10,532	11,000	15,000	15,000	15,000
101-126-91501		POSTAGE	3,613	3,801	3,700	3,700	3,700	3,700
101-126-91601		PRINTING & PUBLICATIONS	979	2,005	1,600	2,000	2,000	2,000
101-126-92001		UTILITIES	7,514	7,267	8,000	9,000	9,000	9,000
101-126-92801		PROFESSIONAL SERVICES	545	3,378	750	16,000	16,000	16,000
101-126-92802		PROFESSIONAL CONFERENCE	-	545	200	3,500	3,500	3,500
101-126-92901		MEMBERSHIP FEES & DUES	1,097	1,232	1,300	1,600	1,600	1,600
101-126-93901		CONTRACTUAL SERVICES	30,399	22,070	36,000	46,500	46,500	46,500
101-126-93910		CLIENT SUBSIDY	14,102	32,550	28,770	28,700	28,700	28,700
101-126-93911		M 57 FUND	7,570	21,289	40,000	40,000	40,000	40,000
101-126-93912		AIP PROGRAM EXPENSES	75	-	-	-	-	-
101-126-93991		EHD EXPENSE	-	-	-	19,000	19,000	19,000
101-126-94101		OFFICE SUPPLIES	6,029	11,160	15,000	15,000	15,000	15,000
101-126-94102		FURNITURE & EQUIP < \$10,000	3,634	17,474	15,000	20,000	20,000	20,000
101-126-94103		OPERATING SUPPLIES	24,530	9,285	15,000	20,000	20,000	20,000

LINCOLN COUNTY
FY 2019-20 ANNUAL BUDGET
Fund: 101 GENERAL FUND

Account #	Budgeted FTE	2016-17 Actual	2017-18 Actual	2018-19 Budget	2019-20 Proposed Budget	2019-20 Approved Budget	2019-20 Adopted Budget
Department: 126 - COMMUNITY CORRECTIONS - PAROLE & PROBATION (P&P)							
101-126-94210	COPIER SERVICES	2,615	1,524	-	2,600	2,600	2,600
101-126-94602	UNIFORMS	-	-	-	3,500	3,500	3,500
101-126-95101	MED/LAB/XRAY	2,538	4,669	5,000	7,000	7,000	7,000
101-126-95102	MEDICAL SUPPLIES	557	327	800	1,200	1,200	1,200
101-126-95202	CONTINUING EDUCATION	762	640	1,000	2,000	2,000	2,000
101-126-95901	OTHER SUPPLIES	-	522	60,300	20,000	20,000	20,000
101-126-95904	AMMUNITION/FIREARMS	40	4,043	2,500	2,500	2,500	2,500
101-126-96601	RENTALS OF SPACE	53,100	53,100	53,100	71,100	71,100	71,100
101-126-96602	JAIL BED RENTAL	429,412	429,412	429,412	429,412	429,412	429,412
101-126-96901	INDIRECT COST ALLOCATION	132,427	134,590	132,427	132,427	132,427	132,427
	TOTAL MATERIALS & SERVICES	753,864	792,971	889,202	951,371	951,371	951,371
TRANSFERS							
101-126-99101	TRANSFER FOR TAPS HOUSING PURCHASE	-	10,467	-	-	-	-
	TOTAL TRANSFERS	-	10,467	-	-	-	-
	TOTAL DEPARTMENT EXPENDITURES	1,823,433	1,899,152	2,263,842	2,613,708	2,613,708	2,613,708

LINCOLN COUNTY, OREGON

GENERAL FUND (101)

DEPARTMENT: COMMUNITY JUSTICE – DOWNWARD DEPARTURE (129)

A PUBLIC SAFETY PROGRAM

OBJECTIVE: Lincoln County will be targeting those offenders whose sentencing guidelines grid score qualifies them for a presumptive prison sentence, specifically the optional probation/downward departure cased, who will be assessed for an opportunity to avoid prison and be granted a term of supervision in an attempt to redirect them out of the overloaded state prison system.

WORK PLAN SUMMARY: One designated Probation Officer, and a Deputy District Attorney will focus efforts on offenders who qualify for probation/downward departure, this is a specialized caseload located in the Community Justice Offices.

REVENUE AND EXPENDITURE SUMMARY

	Actual <u>2016-17</u>	Actual <u>2017-18</u>	Budget <u>2018-19</u>	Proposed <u>2019-20</u>	Approved <u>2019-20</u>	Adopted <u>2019-20</u>
Total Revenue	0	258,289	398,897	421,866	421,866	421,866
Personnel Services	0	84,132	206,061	224,640	224,640	224,640
Materials & Services	0	25,829	25,829	25,829	25,829	25,829
Total Expenditures	0	109,961	231,890	250,469	250,469	250,469
Full-Time Positions	0.00	2.00	2.00	2.00	2.00	2.00

INTERRELATIONSHIPS: Entire Criminal Justice System: Municipal, City, County, State, Judges, District Attorneys, Police, Offenders, Probationers, Board of Commissioners, County Offices, Victims, Supporting Agencies; Local and Statewide; Drug and Alcohol Treatment Providers; sober Housing at TAPS, Helping Hands, Reconnections Residential; LPSCC partners; etc.

BUDGET NOTE: Program is fully funded by the State of Oregon through the Community Justice Supplemental Grant.

LINCOLN COUNTY
FY 2019-20 ANNUAL BUDGET
Fund: 101 GENERAL FUND

Account #	Budgeted FTE		2016-17 Actual	2017-18 Actual	2018-19 Budget	2019-20 Proposed Budget	2019-20 Approved Budget	2019-20 Adopted Budget
Department: 129 - DOWNWARD DEPARTURE PROGRAM								
<u>REVENUE</u>								
101-129-33214		CJC DOWNWARD DEPARTURE GRANT	-	258,289	258,289	258,289	258,289	258,289
101-129-40000		BEGINNING BALANCE	-	-	140,608	163,577	163,577	163,577
TOTAL REVENUE			-	258,289	398,897	421,866	421,866	421,866
<u>EXPENDITURES</u>								
<u>PERSONNEL SERVICES</u>								
101-129-90305	1.00	DEPUTY DISTRICT ATTORNEY	-	38,989	82,060	90,957	90,957	90,957
101-129-90310	1.00	PAROLE & PROBATION OFFICER	-	23,969	70,588	74,162	74,162	74,162
101-129-90603		TELEPHONE STIPEND	-	280	-	1,680	1,680	1,680
101-129-90801		FICA	-	4,716	11,678	12,760	12,760	12,760
101-129-90802		401(k) RETIREMENT	-	6,956	16,791	18,348	18,348	18,348
101-129-90804		HEALTH INSURANCE	-	4,894	13,183	13,997	13,997	13,997
101-129-90805		DENTAL INSURANCE	-	533	1,387	1,383	1,383	1,383
101-129-90806		LIFE INSURANCE	-	30	144	144	144	144
101-129-90807		LTD INSURANCE	-	504	1,561	1,705	1,705	1,705
101-129-90808		WORKER'S COMPENSATION	-	1,341	4,581	4,920	4,920	4,920
101-129-90809		UNEMPLOYMENT	-	316	382	834	834	834
101-129-90811		DEFERRED COMPENSATION	-	243	706	750	750	750
101-129-90812		HEALTH SAVINGS ACCOUNT	-	1,361	3,000	3,000	3,000	3,000
	2.00	TOTAL PERSONNEL SERVICES	-	84,132	206,061	224,640	224,640	224,640
<u>MATERIALS & SERVICES</u>								
101-129-93901		CONTRACTUAL SERVICES	-	25,829	25,829	25,829	25,829	25,829
TOTAL MATERIALS & SERVICES			-	25,829	25,829	25,829	25,829	25,829
TOTAL DEPARTMENT EXPENDITURES			-	109,961	231,890	250,469	250,469	250,469

**LINCOLN COUNTY, OREGON
GENERAL FUND (101)**

DEPARTMENT: DISTRICT ATTORNEY (130)

A PUBLIC SAFETY PROGRAM

OBJECTIVE: The Lincoln County District Attorney's Office, in collaboration with partners in the community, is dedicated to making Lincoln County a safe place by seeking justice with integrity and compassion; we hold offenders accountable for their actions, provide services to crime victims, fight to ensure child support obligations are met, and give a voice to children and adults who are victimized by crime.

The District Attorney is a non-partisan elected official. The primary revenue sources are the County General Fund and numerous grants. Each year, the District Attorney's office reviews approximately 3,000 cases referred by local and state law enforcement agencies. In addition, there are approximately 725 child support enforcement cases at any given time. Our Victims Assistance Program serves approximately 2,300 victims of crime each year by helping them navigate the criminal justice system and receive notifications of court events and referrals to services.

REVENUE AND EXPENDITURE SUMMARY

	Actual <u>2016-17</u>	Actual <u>2017-18</u>	Budget <u>2018-19</u>	Proposed <u>2019-20</u>	Approved <u>2019-20</u>	Adopted <u>2019-20</u>
Total Revenue	103,835	108,788	93,146	94,653	94,653	94,653
Personnel Services	1,862,856	1,899,172	2,190,387	2,412,027	2,412,027	2,412,027
Materials & Services	181,113	201,244	270,618	292,426	292,426	292,426
Total Expenditures	2,043,969	2,100,416	2,461,005	2,704,453	2,704,453	2,704,453
Full-Time Positions	22.00	22.00	22.10	23.10	23.10	23.10

INTERRELATIONSHIPS: Local and State law enforcement agencies; Lincoln County Circuit Court; Community Justice; My Sisters' Place; Confederated Tribes of Siletz CARE Program; Juvenile Department; Domestic Violence Council; Crossroads; Department of Human Services (DHS); Major Crime Team (MCT); Child Abuse Multi-Disciplinary Team (MDT); Major Crash Team (MCT); Sexual Assault Response Team (SART); Elder Abuse Multi-Disciplinary Team (Elder Abuse MDT); Domestic Abuse Response Team (DART); Local Public Safety Coordinating Council (LPSCC); and the Lincoln County Children's Advocacy Center (CAC).

LINCOLN COUNTY
FY 2019-20 ANNUAL BUDGET
Fund: 101 GENERAL FUND

Account #	Budgeted FTE		2016-17 Actual	2017-18 Actual	2018-19 Budget	2019-20 Proposed Budget	2019-20 Approved Budget	2019-20 Adopted Budget
Department: 130 - DISTRICT ATTORNEY								
<u>REVENUE</u>								
101-130-33207		WISP FUNDS	-	1,341	-	1,500	1,500	1,500
101-130-34210		COPY SALES	103,221	107,142	93,000	93,000	93,000	93,000
101-130-40007		MAJOR CRIME TEAM BEG. BAL.	614	306	146	153	153	153
TOTAL REVENUE			103,835	108,788	93,146	94,653	94,653	94,653
<u>EXPENDITURES</u>								
<u>PERSONNEL SERVICES</u>								
101-130-90106	1.00	DISTRICT ATTORNEY	15,144	15,408	16,380	17,208	25,212	25,212
101-130-90207	1.00	CHIEF DEPUTY DISTRICT ATTORNEY	107,811	113,857	114,140	134,994	134,994	134,994
101-130-90221	1.00	ADMINISTRATIVE CHIEF	71,183	74,633	75,375	82,793	82,793	82,793
101-130-90239	1.00	EXECUTIVE ASSISTANT	46,494	48,836	50,677	54,849	54,849	54,849
101-130-90269	1.00	SPECIAL PROGRAMS COORDINATOR	45,520	47,685	49,469	53,542	53,542	53,542
101-130-90305	7.10	DEPUTY DISTRICT ATTORNEY	537,181	523,884	580,625	643,975	643,975	643,975
101-130-90314	1.00	VICTIM ADVOCATE	45,476	43,616	49,712	50,220	50,220	50,220
101-130-90318	1.00	INVESTIGATOR	74,964	76,284	76,264	80,139	80,139	80,139
101-130-90340	8.00	LEGAL SECRETARY	304,038	314,351	323,808	393,188	393,188	393,188
101-130-90381	1.00	DIGITAL FORENSIC ANALYST	-	-	54,424	59,301	59,301	59,301
101-130-90401		PART TIME < 1040 HRS/YEAR	13,055	24,652	29,640	29,640	29,640	29,640
101-130-90402		CONTRACT EMPLOYEE	8,327	-	15,000	24,804	24,804	24,804
101-130-90501		OVERTIME	-	131	-	-	-	-
101-130-90603		TELEPHONE STIPEND	6,615	8,134	9,240	10,000	10,000	10,000
101-130-90801		FICA	93,388	94,714	108,279	125,051	125,663	125,663
101-130-90802		401(K) RETIREMENT	136,419	137,688	148,983	171,930	171,930	171,930
101-130-90804		HEALTH INSURANCE	230,032	257,970	345,614	336,131	336,131	336,131
101-130-90805		DENTAL INSURANCE	31,974	31,798	37,286	33,366	33,366	33,366
101-130-90806		LIFE INSURANCE	750	726	1,519	1,591	1,591	1,591
101-130-90807		LTD INSURANCE	10,196	10,190	14,139	15,980	15,980	15,980
101-130-90808		WORKER'S COMPENSATION	14,560	11,398	19,492	21,782	21,888	21,888
101-130-90809		UNEMPLOYMENT	6,308	6,383	3,661	8,033	8,033	8,033
101-130-90810		PEHP	3,420	3,420	4,860	4,860	4,860	4,860
101-130-90812		HEALTH SAVINGS ACCOUNT	60,000	53,414	61,800	58,650	58,650	58,650
23.10		TOTAL PERSONNEL SERVICES	1,862,856	1,899,172	2,190,387	2,412,027	2,420,749	2,420,749
<u>MATERIALS & SERVICES</u>								
101-130-91001		PAYROLL PROCESSING COST	-	-	3,643	5,616	5,616	5,616
101-130-91101		TRAVEL EXPENSE	7,257	7,045	10,000	13,800	13,800	13,800
101-130-91102		FLEET SERVICES	5,512	9,304	7,750	9,300	9,300	9,300
101-130-91201		MEALS & LODGING	16,456	19,718	20,000	24,000	24,000	24,000
101-130-91401		TELEPHONE	8,133	9,049	8,300	9,900	9,900	9,900
101-130-91501		POSTAGE	4,009	3,893	3,400	4,100	4,100	4,100
101-130-91601		PRINTING & PUBLICATIONS	5,122	2,641	3,300	3,300	3,300	3,300
101-130-92801		PROFESSIONAL SERVICES	9,440	7,504	29,000	29,000	29,000	29,000
101-130-92802		PROFESSIONAL CONFERENCE	7,378	16,665	16,700	20,700	20,700	20,700
101-130-92901		MEMBERSHIP FEES & DUES	9,744	9,433	9,800	10,300	10,300	10,300
101-130-93301		MAINTENANCE AGREEMENTS	14,275	17,436	14,700	17,436	17,436	17,436
101-130-93901		CONTRACTUAL SERVICES	11,825	7,642	5,100	8,796	8,796	8,796
101-130-93952		WITNESSES/DA	27,161	31,129	32,000	32,000	32,000	32,000
101-130-94101		OFFICE SUPPLIES	13,068	15,006	17,000	17,000	17,000	17,000
101-130-94102		FURNITURE & EQUIP < \$10,000	6,127	2,904	8,000	4,000	4,000	4,000
101-130-94112		GRAND JURY RECORDATION EXPENSE	-	-	35,000	35,000	35,000	35,000
101-130-94210		COPIER SERVICES	14,370	16,055	12,000	12,000	12,000	12,000

LINCOLN COUNTY
FY 2019-20 ANNUAL BUDGET
Fund: 101 GENERAL FUND

Account #	Budgeted FTE	2016-17 Actual	2017-18 Actual	2018-19 Budget	2019-20 Proposed Budget	2019-20 Approved Budget	2019-20 Adopted Budget
Department: 130 - DISTRICT ATTORNEY							
101-130-95101	MED/LAB/XRAY	-	-	800	1,500	1,500	1,500
101-130-95201	EDUCATION & LIBRARY	11,076	15,062	15,000	15,000	15,000	15,000
101-130-95202	CONTINUING EDUCATION	-	100	-	400	400	400
101-130-95901	OTHER SUPPLIES	9,850	10,504	19,125	19,125	19,125	19,125
101-130-95922	MAJOR CRIME TEAM EXPENSE	309	153	-	153	153	153
	TOTAL MATERIALS & SERVICES	181,113	201,244	270,618	292,426	292,426	292,426
	TOTAL DEPARTMENT EXPENDITURES	2,043,969	2,100,416	2,461,005	2,704,453	2,713,175	2,713,175

**LINCOLN COUNTY, OREGON
GENERAL FUND (101)**

DEPARTMENT: MEDICAL EXAMINER (134)

A PUBLIC SAFETY PROGRAM

OBJECTIVE: To provide for the investigation of all deaths which occur outside of institutions, and to process death certificates. Medical Examiner services are contracted with a local physician, who works closely with the District Attorney's Investigator and Major Crime Team.

REVENUE AND EXPENDITURE SUMMARY

	<u>Actual</u> <u>2016-17</u>	<u>Actual</u> <u>2017-18</u>	<u>Budget</u> <u>2018-19</u>	<u>Proposed</u> <u>2019-20</u>	<u>Approved</u> <u>2019-20</u>	<u>Adopted</u> <u>2019-20</u>
Materials & Services	43,556	48,041	49,000	53,000	53,000	53,000
Total Expenditures	43,556	48,041	49,000	53,000	53,000	53,000

INTERRELATIONSHIPS: Mortuaries, hospitals, doctors, State Medical Examiner's Office, and law enforcement agencies operating in Lincoln County.

**LINCOLN COUNTY
FY 2019-20 ANNUAL BUDGET
Fund: 101 GENERAL FUND**

Account #		2016-17 Actual	2017-18 Actual	2018-19 Budget	2019-20 Proposed Budget	2019-20 Approved Budget	2019-20 Adopted Budget
Department: 134 - MEDICAL EXAMINER							
<u>EXPENDITURES</u>							
<u>MATERIALS & SERVICES</u>							
101-134-91401	TELEPHONE	86	486	600	2,600	2,600	2,600
101-134-92813	DOCTORS/MEDICAL EXAMINERS FEES	39,996	39,996	40,000	42,000	42,000	42,000
101-134-93929	MORTUARY/AUTOPSY	1,665	4,930	6,000	6,000	6,000	6,000
101-134-94103	OPERATING SUPPLIES	1,809	2,629	2,400	2,400	2,400	2,400
	TOTAL MATERIALS & SERVICES	43,556	48,041	49,000	53,000	53,000	53,000
	TOTAL DEPARTMENT EXPENDITURES	43,556	48,041	49,000	53,000	53,000	53,000

**LINCOLN COUNTY, OREGON
GENERAL FUND (101)**

DEPARTMENT: CHILD SUPPORT ENFORCEMENT (135)

A PUBLIC SAFETY PROGRAM

OBJECTIVE: To establish and/or enforce court/administrative ordered child support obligations in accordance with state and federal law, and collect current and past due child support payments on behalf of those to whom payments are due.

FUNDING: The source of this funding is a federal grant administered through the state (66%), and remainder is through the County General Fund (34%).

REVENUE AND EXPENDITURE SUMMARY

	Actual	Actual	Budget	Proposed	Approved	Adopted
	<u>2016-17</u>	<u>2017-18</u>	<u>2018-19</u>	<u>2019-20</u>	<u>2019-20</u>	<u>2019-20</u>
Total Revenue	242,412	218,433	217,954	214,019	214,019	214,019
Personnel Services	296,484	268,444	281,717	306,081	306,081	306,081
Materials & Services	9,123	10,446	17,980	15,055	15,055	15,055
Total Expenditures	305,607	278,890	299,697	321,136	321,136	321,136
Full-Time Positions	3.00	2.90	2.90	2.90	2.90	2.90

INTERRELATIONSHIPS: The Child Support Division of the Oregon Department of Justice and members of the public.

LINCOLN COUNTY
FY 2019-20 ANNUAL BUDGET
Fund: 101 GENERAL FUND

Account #	Budgeted FTE		2016-17 Actual	2017-18 Actual	2018-19 Budget	2019-20 Proposed Budget	2019-20 Approved Budget	2019-20 Adopted Budget
Department: 135 - CHILD SUPPORT ENFORCEMENT								
<u>REVENUE</u>								
101-135-33155		CHILD SUPPORT ENFORCEMENT	240,766	216,561	216,133	213,019	213,019	213,019
101-135-33157		\$25 ANNUAL FEDERAL FEE	1,646	1,872	1,821	1,000	1,000	1,000
TOTAL REVENUE			242,412	218,433	217,954	214,019	214,019	214,019
<u>EXPENDITURES</u>								
<u>PERSONNEL SERVICES</u>								
101-135-90305	0.90	DEPUTY DISTRICT ATTORNEY	101,187	83,957	86,473	95,852	95,852	95,852
101-135-90342	2.00	CASEWORKER CHILD SUPPORT	97,075	95,168	97,998	106,067	106,067	106,067
101-135-90603		TELEPHONE STIPEND	315	756	840	840	840	840
101-135-90801		FICA	14,369	12,796	14,176	15,511	15,511	15,511
101-135-90802		401(K) RETIREMENT	21,844	19,787	20,384	22,303	22,303	22,303
101-135-90804		HEALTH INSURANCE	41,486	40,010	44,634	47,398	47,398	47,398
101-135-90805		DENTAL INSURANCE	5,686	5,011	5,177	5,147	5,147	5,147
101-135-90806		LIFE INSURANCE	109	109	209	209	209	209
101-135-90807		LTD INSURANCE	1,484	1,482	1,895	2,073	2,073	2,073
101-135-90808		WORKER'S COMPENSATION	1,687	1,119	2,118	2,317	2,317	2,317
101-135-90809		UNEMPLOYMENT	993	899	463	1,014	1,014	1,014
101-135-90812		HEALTH SAVINGS ACCOUNT	10,250	7,350	7,350	7,350	7,350	7,350
2.90 TOTAL PERSONNEL SERVICES			296,484	268,444	281,717	306,081	306,081	306,081
<u>MATERIALS & SERVICES</u>								
101-135-91001		PAYROLL PROCESSING COST	-	-	455	-	-	-
101-135-91101		TRAVEL EXPENSE	520	1,197	800	1,200	1,200	1,200
101-135-91201		MEALS & LODGING	1,197	844	850	850	850	850
101-135-91401		TELEPHONE	2,298	1,900	4,200	4,200	4,200	4,200
101-135-91501		POSTAGE	2,130	2,313	3,100	2,600	2,600	2,600
101-135-91601		PRINTING & PUBLICATIONS	46	-	300	-	-	-
101-135-92801		PROFESSIONAL SERVICES	-	36	300	300	300	300
101-135-92802		PROFESSIONAL CONFERENCE	195	195	300	300	300	300
101-135-94101		OFFICE SUPPLIES	1,825	1,318	6,650	2,500	2,500	2,500
101-135-94102		FURNITURE & EQUIP < \$10,000	-	1,563	-	2,000	2,000	2,000
101-135-94210		COPIER SERVICES	911	985	900	980	980	980
101-135-95101		MED/LAB/XRAY	-	93	125	125	125	125
TOTAL MATERIALS & SERVICES			9,123	10,446	17,980	15,055	15,055	15,055
TOTAL DEPARTMENT EXPENDITURES			305,606	278,889	299,697	321,136	321,136	321,136

**LINCOLN COUNTY, OREGON
GENERAL FUND (101)**

**DEPARTMENT: RURAL DOMESTIC & DATING VIOLENCE & SEXUAL ASSAULT
(142)**

A PUBLIC SAFETY PROGRAM

OBJECTIVE: To provide the Lincoln County Domestic Violence Court support through timely follow-up investigation and rapid response for domestic violence, sexual assault, teen/dating violence, and stalking victims. This grant provides one full time Investigator housed at the District Attorney’s Office who is dedicated to these DV cases.

FUNDING: The source of this funding is a federal grant administered by My Sisters’ Place.

REVENUE AND EXPENDITURE SUMMARY

	<u>Actual</u> <u>2016-17</u>	<u>Actual</u> <u>2017-18</u>	<u>Budget</u> <u>2018-19</u>	<u>Proposed</u> <u>2019-20</u>	<u>Approved</u> <u>2019-20</u>	<u>Adopted</u> <u>2019-20</u>
Total Revenue	23,596	67,444	116,150	119,151	119,151	119,151
Personnel Services	23,600	66,906	113,265	118,642	118,642	118,642
Materials & Services	0	552	1,788	0	0	0
Total Expenditures	23,600	67,458	115,053	118,642	118,642	118,642
Full-Time Positions	0.00	0.75	1.00	1.00	1.00	1.00

INTERRELATIONSHIPS: My Sisters’ Place, law enforcement agencies, Lincoln County Domestic Violence Court, Confederated Tribes of Siletz CARE Program, Crossroads, Lincoln County Domestic Abuse Response Team, Lincoln County Sexual Assault Response Team, Lincoln County Community Justice, and Lincoln County Domestic Violence Council.

LINCOLN COUNTY
FY 2019-20 ANNUAL BUDGET
Fund: 101 GENERAL FUND

Account #	Budgeted FTE		2016-17 Actual	2017-18 Actual	2018-19 Budget	2019-20 Proposed Budget	2019-20 Approved Budget	2019-20 Adopted Budget
Department: 142 - "MY SISTER'S PLACE" GRANT								
<u>REVENUE</u>								
101-142-33135		DOMESTIC VIOLENCE GRANT SUBRECIPIENT REVENUE	23,596	67,444	116,150	119,151	119,151	119,151
TOTAL REVENUE			23,596	67,444	116,150	119,151	119,151	119,151
<u>EXPENDITURES</u>								
<u>PERSONNEL SERVICES</u>								
101-142-90318	1.00	INVESTIGATOR	15,001	44,600	75,898	79,345	79,345	79,345
101-142-90801		FICA	995	3,022	5,806	6,070	6,070	6,070
101-142-90802		401(k) RETIREMENT	1,650	4,906	8,349	8,728	8,728	8,728
101-142-90804		HEALTH INSURANCE	2,909	8,632	14,030	14,902	14,902	14,902
101-142-90805		DENTAL INSURANCE	291	818	1,226	1,222	1,222	1,222
101-142-90806		LIFE INSURANCE	14	37	72	72	72	72
101-142-90807		LTD INSURANCE	113	369	776	811	811	811
101-142-90808		WORKER'S COMPENSATION	677	2,048	3,918	4,095	4,095	4,095
101-142-90809		UNEMPLOYMENT	75	223	190	397	397	397
101-142-90812		HEALTH SAVINGS ACCOUNT	1,875	2,250	3,000	3,000	3,000	3,000
1.00		TOTAL PERSONNEL SERVICES	23,600	66,906	113,265	118,642	118,642	118,642
<u>MATERIALS & SERVICES</u>								
101-142-91001		PAYROLL PROCESSING COST	-	-	152	-	-	-
101-142-91101		TRAVEL EXPENSE	-	189	1,156	-	-	-
101-142-91201		MEALS & LODGING	-	363	480	-	-	-
TOTAL MATERIALS & SERVICES			-	552	1,788	-	-	-
TOTAL DEPARTMENT EXPENDITURES			23,600	67,459	115,053	118,642	118,642	118,642

GENERAL FUND (101)

DEPARTMENT: VICTIMS ASSISTANCE – CRIMINAL FINE ACCOUNT (150)

A PUBLIC SAFETY PROGRAM

OBJECTIVE: To provide direct services for victims of crime, including, but not limited to, notification of crime victims' rights, notification of court proceedings, assistance with resources referral, assistance with crime victim compensation applications, and advocacy in court proceedings. This program provides part-time victim assistants.

FUNDING: The source of this funding is the Oregon State Department of Justice Crime Victims' Services Division and Survivor Services Division.

REVENUE AND EXPENDITURE SUMMARY

	Actual 2016-17	Actual 2017-18	Budget 2018-19	Proposed 2019-20	Approved 2019-20	Adopted 2019-20
Total Revenue	44,016	47,812	48,041	57,064	57,064	57,064
Personnel Services	32,123	32,695	32,855	32,931	32,931	32,931
Materials & Services	0	1,855	2,302	1,998	1,998	1,998
Total Expenditures	32,123	34,550	35,157	34,929	34,929	34,929
Full-Time Positions	0.60	0.60	0.60	0.60	0.60	0.60

INTERRELATIONSHIPS: Crime victims and their families; volunteers; local and state law enforcement agencies; Lincoln County Circuit Court; My Sisters' Place; Confederated Tribes of Siletz CARE Program, Domestic Violence Council; Crossroads; Child Abuse Multi-Disciplinary Team (MDT); Sexual Assault Response Team (SART); Elder Abuse Multi-Disciplinary Team (Elder Abuse MDT); Domestic Abuse Response Team (DART); and the Lincoln County Children's Advocacy Center (CAC).

LINCOLN COUNTY
FY 2019-20 ANNUAL BUDGET
Fund: 101 GENERAL FUND

Account #	Budgeted FTE		2016-17 Actual	2017-18 Actual	2018-19 Budget	2019-20 Proposed Budget	2019-20 Approved Budget	2019-20 Adopted Budget
Department: 150 - VICTIM'S ASSISTANCE PROGRAM								
<u>REVENUE</u>								
101-150-33170		STATE SHARING/UNITARY GRANT	38,801	35,919	34,958	34,958	34,958	34,958
101-150-40000		BEGINNING BALANCE	5,215	11,893	13,083	22,106	22,106	22,106
TOTAL REVENUE			44,016	47,812	48,041	57,064	57,064	57,064
<u>EXPENDITURES</u>								
<u>PERSONNEL SERVICES</u>								
101-150-90401	0.60	PART TIME < 1040 HRS/YEAR	29,430	30,027	30,131	30,131	30,131	30,131
101-150-90801		FICA	2,251	2,297	2,305	2,305	2,305	2,305
101-150-90808		WORKER'S COMPENSATION	294	221	344	344	344	344
101-150-90809		UNEMPLOYMENT	147	150	75	151	151	151
TOTAL PERSONNEL SERVICES			32,123	32,695	32,855	32,931	32,931	32,931
<u>MATERIALS & SERVICES</u>								
101-150-91001		PAYROLL PROCESSING COST	-	-	304	-	-	-
101-150-91101		TRAVEL EXPENSE	-	192	250	250	250	250
101-150-91201		MEALS & LODGING	-	824	1,214	1,214	1,214	1,214
101-150-92802		PROFESSIONAL CONFERENCE	-	839	534	534	534	534
TOTAL MATERIALS & SERVICES			-	1,855	2,302	1,998	1,998	1,998
TOTAL DEPARTMENT EXPENDITURES			32,123	34,550	35,157	34,929	34,929	34,929

LINCOLN COUNTY, OREGON
GENERAL FUND (101)

DEPARTMENT: VICTIM ASSISTANCE PROGRAM-VICTIMS OF CRIME ACT (VOCA) (155)

A PUBLIC SAFETY PROGRAM

OBJECTIVE: To provide direct services for victims of crime, including, but not limited to, notification of crime victims' rights, notification of court proceedings, assistance with resources referral, assistance with crime victim compensation applications, and advocacy in court proceedings. This program provides victims' advocates and assistants.

FUNDING: The source of this funding is the Oregon State Department of Justice Crime Victims' Services Division and Survivor Services Division.

REVENUE AND EXPENDITURE SUMMARY

	Actual <u>2016-17</u>	Actual <u>2017-18</u>	Budget <u>2018-19</u>	Proposed <u>2019-20</u>	Approved <u>2019-20</u>	Adopted <u>2019-20</u>
Total Revenue	56,003	45,462	96,952	131,646	131,646	131,646
Personnel Services	102,557	112,493	137,586	156,271	156,271	156,271
Materials & Services	2,336	6,460	4,890	22,800	22,800	22,800
Total Expenditures	104,893	118,953	142,476	179,071	179,071	179,071
Full-Time Positions	1.00	1.00	1.00	1.00	1.00	1.00

INTERRELATIONSHIPS: Crime victims and their families; volunteers; local and state law enforcement agencies; Lincoln County Circuit Court; My Sisters' Place; Confederated Tribes of Siletz CARE Program, Domestic Violence Council; Crossroads; Child Abuse Multi-Disciplinary Team (MDT); Sexual Assault Response Team (SART); Elder Abuse Multi-Disciplinary Team (Elder Abuse MDT); Domestic Abuse Response Team (DART); and the Lincoln County Children's Advocacy Center (CAC).

LINCOLN COUNTY
FY 2019-20 ANNUAL BUDGET
Fund: 101 GENERAL FUND

Account #	Budgeted FTE		2016-17 Actual	2017-18 Actual	2018-19 Budget	2019-20 Proposed Budget	2019-20 Approved Budget	2019-20 Adopted Budget
Department: 155 - VOCA GRANT								
<u>REVENUE</u>								
101-155-33189		VOCA GRANT	56,003	43,321	94,928	131,646	131,646	131,646
101-155-33190		VOCA GRANT - 1X TECH & TRAINING	-	2,141	2,024	-	-	-
TOTAL REVENUE			56,003	45,462	96,952	131,646	131,646	131,646
<u>EXPENDITURES</u>								
<u>PERSONNEL SERVICES</u>								
101-155-90219	1.00	CASE MANAGER/SUPERVISOR	55,440	58,129	59,835	64,762	64,762	64,762
101-155-90401		PART TIME < 1040 HRS/YEAR	18,329	23,510	42,450	53,063	53,063	53,063
101-155-90801		FICA	5,457	6,046	7,825	9,014	9,014	9,014
101-155-90802		401(K) RETIREMENT	6,130	6,391	6,582	7,124	7,124	7,124
101-155-90804		HEALTH INSURANCE	11,362	12,574	14,030	14,902	14,902	14,902
101-155-90805		DENTAL INSURANCE	1,165	1,187	1,226	1,222	1,222	1,222
101-155-90806		LIFE INSURANCE	37	37	72	72	72	72
101-155-90807		LTD INSURANCE	457	479	612	662	662	662
101-155-90808		WORKER'S COMPENSATION	631	551	1,158	1,321	1,321	1,321
101-155-90809		UNEMPLOYMENT	369	408	256	589	589	589
101-155-90810		PEHP	180	180	540	540	540	540
101-155-90812		HEALTH SAVINGS ACCOUNT	3,000	3,000	3,000	3,000	3,000	3,000
	1.00	TOTAL PERSONNEL SERVICES	102,557	112,493	137,586	156,271	156,271	156,271
<u>MATERIALS & SERVICES</u>								
101-155-91001		PAYROLL PROCESSING COST	-	-	455	-	-	-
101-155-91101		TRAVEL EXPENSE	-	996	555	4,500	4,500	4,500
101-155-91201		MEALS & LODGING	-	5,464	2,695	12,300	12,300	12,300
101-155-92802		PROFESSIONAL CONFERENCE	-	-	1,185	6,000	6,000	6,000
101-155-94101		OFFICE SUPPLIES	2,336	-	-	-	-	-
TOTAL MATERIALS & SERVICES			2,336	6,461	4,890	22,800	22,800	22,800
TOTAL DEPARTMENT EXPENDITURES			104,893	118,954	142,476	179,071	179,071	179,071

LINCOLN COUNTY, OREGON
GENERAL FUND (101)
DEPARTMENT: SHERIFF ADMINISTRATION (204)
A PUBLIC SAFETY PROGRAM

OBJECTIVE: To provide professional administrative support to members who consistently invest available resources toward producing effective outcomes. We strive to be perceived as committed to the safety of our employees and community members; as creative, innovative, and professional; and as consistently and wisely investing the public resources entrusted to us.

WORK PLAN SUMMARY: To efficiently and effectively oversee all Sheriff's Office operations which includes Patrol and Investigations, Marine Patrol, Forest Patrol, Jail, Support Services, Animal Shelter and Emergency Management.

REVENUE AND EXPENDITURE SUMMARY

	Actual <u>2016-17</u>	Actual <u>2017-18</u>	Budget <u>2018-19</u>	Proposed <u>2019-20</u>	Approved <u>2019-20</u>	Adopted <u>2019-20</u>
Personnel Services	432,291	477,782	529,896	538,171	538,171	538,171
Materials & Services	114,697	102,316	96,707	138,506	138,506	138,506
Total Expenditures	546,988	580,098	626,603	676,677	676,677	676,677
Full-Time Positions	4.00	4.00	4.00	4.00	4.00	4.00

INTERRELATIONSHIPS: Responsible to the electorate. Works closely with local public safety agencies and state police. Works with other county, state and federal enforcement and regulatory agencies and other public entities. Works in partnership with other elected County officials and department heads.

LINCOLN COUNTY
FY 2019-20 ANNUAL BUDGET
Fund: 101 GENERAL FUND

Account #	Budgeted FTE		2016-17 Actual	2017-18 Actual	2018-19 Budget	2019-20 Proposed Budget	2019-20 Approved Budget	2019-20 Adopted Budget
Department: 204 - SHERIFF'S OFFICE ADMINISTRATION								
<u>EXPENDITURES</u>								
<u>PERSONNEL SERVICES</u>								
101-204-90105	1.00	COUNTY SHERIFF	151,992	114,888	114,885	120,691	120,691	120,691
101-204-90203	1.00	LIEUTENANT- ADMINISTRATIVE	38,440	98,004	101,039	109,359	109,359	109,359
101-204-90239	1.00	EXECUTIVE ASSISTANT	-	-	65,134	68,957	68,957	68,957
101-204-90240		OFFICE SPECIALIST	51,024	52,473	-	-	-	-
101-204-90250	1.00	ADMINISTRATIVE ASSISTANT	69,445	68,753	55,403	48,636	48,636	48,636
101-204-90501		OVERTIME	-	-	-	1,000	1,000	1,000
101-204-90602		CLEANING ALLOWANCE	2,050	2,275	2,400	2,400	2,400	2,400
101-204-90603		TELEPHONE STIPEND	1,190	1,680	1,680	1,680	1,680	1,680
101-204-90801		FICA	19,646	24,638	26,051	26,983	26,983	26,983
101-204-90802		401(K) RETIREMENT	20,719	26,249	26,187	26,612	26,612	26,612
101-204-90803		RETIREMENT / PERS	15,833	22,735	23,150	30,348	30,348	30,348
101-204-90804		HEALTH INSURANCE	32,882	35,733	72,082	61,136	61,136	61,136
101-204-90805		DENTAL INSURANCE	3,982	3,922	8,055	6,289	6,289	6,289
101-204-90806		LIFE INSURANCE	141	161	288	288	288	288
101-204-90807		LTD INSURANCE	2,227	2,673	3,462	3,596	3,596	3,596
101-204-90808		WORKER'S COMPENSATION	10,511	11,198	12,909	13,612	13,612	13,612
101-204-90809		UNEMPLOYMENT	1,573	1,696	851	1,764	1,764	1,764
101-204-90810		PEHP	3,135	3,203	4,320	4,320	4,320	4,320
101-204-90812		HEALTH SAVINGS ACCOUNT	7,500	7,500	12,000	10,500	10,500	10,500
	4.00	TOTAL PERSONNEL SERVICES	432,291	477,782	529,896	538,171	538,171	538,171
<u>MATERIALS & SERVICES</u>								
101-204-91001		PAYROLL PROCESSING COST	-	-	607	624	624	624
101-204-91101		TRAVEL EXPENSE	98	400	350	500	500	500
101-204-91102		FLEET SERVICES	4,598	5,374	9,000	6,632	6,632	6,632
101-204-91201		MEALS & LODGING	1,786	2,398	3,000	3,500	3,500	3,500
101-204-91401		TELEPHONE	34,567	35,335	32,000	40,000	40,000	40,000
101-204-91501		POSTAGE	9,631	8,756	7,000	7,000	7,000	7,000
101-204-91601		PRINTING & PUBLICATIONS	1,641	849	1,000	1,500	1,500	1,500
101-204-92001		UTILITIES	6,364	8,235	6,000	6,000	6,000	6,000
101-204-92901		MEMBERSHIP FEES & DUES	1,918	2,736	3,500	3,500	3,500	3,500
101-204-93301		MAINTENANCE AGREEMENTS	4,579	9,848	8,000	10,000	10,000	10,000
101-204-93901		CONTRACTUAL SERVICES	27,407	21,618	12,000	48,000	48,000	48,000
101-204-94101		OFFICE SUPPLIES	436	503	750	750	750	750
101-204-94102		FURNITURE & EQUIP < \$10,000	17,330	1,409	8,000	5,000	5,000	5,000
101-204-94602		UNIFORMS	2,602	2,148	1,500	1,500	1,500	1,500
101-204-95202		CONTINUING EDUCATION	1,015	1,444	3,000	3,000	3,000	3,000
101-204-95901		OTHER SUPPLIES	724	1,263	1,000	1,000	1,000	1,000
		TOTAL MATERIALS & SERVICES	114,697	102,316	96,707	138,506	138,506	138,506
		TOTAL DEPARTMENT EXPENDITURES	546,988	580,098	626,603	676,677	676,677	676,677

LINCOLN COUNTY, OREGON
GENERAL FUND (101)

DEPARTMENT: STEPPING UP INITIATIVE GRANT (205)

A PUBLIC SAFETY PROGRAM

OBJECTIVE: To provide the Lincoln County Sheriff's Office Pretrial Release Program with support through offender counseling, peer support, and wrap around services to aid in reducing recidivism, court fail to appear rates, and forced release rates in the Lincoln County Jail. This grant will provide funding for First Responder Crisis Intervention Training, Trauma Informed Care training for Pretrial team members, and emergency funds for offenders to ensure successful transition during criminal process. This grant provides one full time Pretrial Counselor assigned to the Pretrial Release Program.

FUNDING: The source of this funding is a federal grant administered by the Sheriff's Office.

REVENUE AND EXPENDITURE SUMMARY

	Actual <u>2016-17</u>	Actual <u>2017-18</u>	Budget <u>2018-19</u>	Proposed <u>2019-20</u>	Approved <u>2019-20</u>	Adopted <u>2019-20</u>
Total Revenue	148,743	0	78,411	255,648	255,648	255,648
Personnel Services	421,803	0	39,361	121,823	121,823	121,823
Materials & Services	47,275	0	39,050	132,899	132,899	132,899
Total Expenditures	469,078	0	78,411	254,722	254,722	254,722
Full-Time Positions	5.50	0.00	1.00	1.00	1.00	1.00

INTERRELATIONSHIPS: Lincoln County Circuit Court, Lincoln County District Attorney's Office, Oregon Defense Bar, Lincoln County Community Corrections, Lincoln County Health and Human Services, CHANCE Recovery, ReConnections Counseling.

LINCOLN COUNTY
FY 2019-20 ANNUAL BUDGET
Fund: 101 GENERAL FUND

Account #	Budgeted FTE		2016-17 Actual	2017-18 Actual	2018-19 Budget	2019-20 Proposed Budget	2019-20 Approved Budget	2019-20 Adopted Budget
Department: 205 - STEPPING UP INITIATIVE GRANT								
<u>REVENUE</u>								
101-205-33256		STEPPING UP INITIATIVE GRANT	-	-	78,411	255,648	255,648	255,648
TOTAL REVENUE			-	-	78,411	255,648	255,648	255,648
<u>EXPENDITURES</u>								
<u>PERSONNEL SERVICES</u>								
101-205-90345	1.00	PRE-TRIAL COUNSELOR	-	-	23,660	72,754	72,754	72,754
101-205-90501		OVERTIME	-	-	1,000	1,000	1,000	1,000
101-205-90504		COMP TIME PAYOFF	-	-	1,300	1,300	1,300	1,300
101-205-90602		CLEANING ALLOWANCE	-	-	200	600	600	600
101-205-90801		FICA	-	-	2,001	5,788	5,788	5,788
101-205-90802		401(k) RETIREMENT	-	-	2,878	8,322	8,322	8,322
101-205-90804		HEALTH INSURANCE	-	-	6,451	20,550	20,550	20,550
101-205-90805		DENTAL INSURANCE	-	-	759	2,262	2,262	2,262
101-205-90806		LIFE INSURANCE	-	-	24	72	72	72
101-205-90807		LTD INSURANCE	-	-	81	750	750	750
101-205-90808		WORKER'S COMPENSATION	-	-	484	5,047	5,047	5,047
101-205-90809		UNEMPLOYMENT	-	-	23	378	378	378
101-205-90812		HEALTH SAVINGS ACCOUNT	-	-	500	3,000	3,000	3,000
1.00		TOTAL PERSONNEL SERVICES	-	-	39,361	121,823	121,823	121,823
<u>MATERIALS & SERVICES</u>								
101-205-91001		PAYROLL PROCESSING COSTS	-	-	50	156	156	156
101-205-91101		TRAVEL EXPENSE	-	-	2,000	200	200	200
101-205-91201		MEALS & LODGING	-	-	3,000	443	443	443
101-205-93901		CONTRACTUAL SERVICES	-	-	27,500	82,100	82,100	82,100
101-205-94602		UNIFORMS	-	-	500	-	-	-
101-205-95202		CONTINUING EDUCATION	-	-	1,000	30,000	30,000	30,000
101-205-95901		OTHER SUPPLIES	-	-	5,000	20,000	20,000	20,000
TOTAL MATERIALS & SERVICES			-	-	39,050	132,899	132,899	132,899
TOTAL DEPARTMENT EXPENDITURES			-	-	78,411	254,722	254,722	254,722

LINCOLN COUNTY, OREGON
GENERAL FUND (101)
DEPARTMENT: SUPPORT SERVICES (206)
A PUBLIC SAFETY PROGRAM

OBJECTIVE: To provide quality support and services to our citizens and members in the areas of Records, Civil, and Property while maintaining fiscal efficiency and ensuring appropriate uses of our available resources. We strive to be focused on community, member safety, and professionalism.

WORK PLAN SUMMARY: To efficiently administer, serve, and enforce judicial process. To expedite the processing of police records and issuance of concealed handgun and short term rental licenses. To promptly respond to requests for information from the public, other agencies, and our members. To oversee and safeguard the chain of evidence. To plan for future needs by reviewing data, listening to public requests, and identifying technological advancements to better allocate our resources.

REVENUE AND EXPENDITURE SUMMARY

	Actual <u>2016-17</u>	Actual <u>2017-18</u>	Budget <u>2018-19</u>	Proposed <u>2019-20</u>	Approved <u>2019-20</u>	Adopted <u>2019-20</u>
Total Revenue	148,743	157,265	133,400	145,000	145,000	145,000
Personnel Services	421,803	499,075	552,677	623,031	623,031	623,031
Materials & Services	47,275	48,214	58,261	51,992	51,992	51,992
Total Expenditures	469,078	547,289	610,938	675,023	675,023	675,023
Full-Time Positions	5.50	6.00	6.00	7.00	7.00	7.00

INTERRELATIONSHIPS: Works closely with the District Attorney’s Office, the state court, local police departments, and the state police. May work with other municipal, county, state, and federal enforcement and regulatory agencies.

LINCOLN COUNTY
FY 2019-20 ANNUAL BUDGET
Fund: 101 GENERAL FUND

Account #	Budgeted FTE		2016-17 Actual	2017-18 Actual	2018-19 Budget	2019-20 Proposed Budget	2019-20 Approved Budget	2019-20 Adopted Budget
Department: 206 - SHERIFF'S SUPPORT SERVICES								
<u>REVENUE</u>								
101-206-32810		FEES AND MISC	169	21	100	100	100	100
101-206-32811		CIVIL FEES	88,005	92,809	80,000	90,000	90,000	90,000
101-206-32812		CONCEALED HANDGUN LICENSES	39,995	44,200	40,000	40,000	40,000	40,000
101-206-32813		FINGERPRINT	12,545	7,980	6,100	7,700	7,700	7,700
101-206-32814		IMPOUNDED VEHICLES	5,814	7,563	4,000	4,000	4,000	4,000
101-206-32816		PUBLIC RECORDS REQUESTS	3,291	3,677	3,000	3,200	3,200	3,200
101-206-32817		SPECIAL REPORT	-	103	200	-	-	-
101-206-32820		ALARM FEES	45	-	-	-	-	-
101-206-36312		UNCLAIMED PROPERTY	(1,120)	914	-	-	-	-
TOTAL REVENUE			148,743	157,265	133,400	145,000	145,000	145,000
<u>EXPENDITURES</u>								
<u>PERSONNEL SERVICES</u>								
101-206-90223	1.00	SUPPORT SERVICES DIRECTOR	72,201	75,672	77,921	84,336	84,336	84,336
101-206-90302		CIVIL DEPUTY	6,589	-	-	-	-	-
101-206-90322	6.00	SUPPORT SERVICES SPECIALIST	182,364	232,468	241,976	296,312	296,312	296,312
101-206-90420		ON CALL EMPLOYEE	215	114	1,000	1,000	1,000	1,000
101-206-90501		OVERTIME	159	930	2,500	2,500	2,500	2,500
101-206-90504		COMP TIME PAY OFF	66	-	1,000	1,000	1,000	1,000
101-206-90602		CLEANING ALLOWANCE	3,250	3,600	3,600	4,200	4,200	4,200
101-206-90603		TELEPHONE STIPEND	1,680	1,715	1,680	1,680	1,680	1,680
101-206-90801		FICA	19,304	22,302	25,220	29,914	29,914	29,914
101-206-90802		401(K) RETIREMENT	29,295	34,618	36,154	42,903	42,903	42,903
101-206-90804		HEALTH INSURANCE	70,227	86,127	109,029	103,587	103,587	103,587
101-206-90805		DENTAL INSURANCE	8,974	11,044	12,459	10,465	10,465	10,465
101-206-90806		LIFE INSURANCE	146	161	432	504	504	504
101-206-90807		LTD INSURANCE	2,174	2,620	3,325	3,952	3,952	3,952
101-206-90808		WORKER'S COMPENSATION	9,020	10,949	17,017	20,183	20,183	20,183
101-206-90809		UNEMPLOYMENT	1,334	1,574	824	1,955	1,955	1,955
101-206-90810		PEHP	180	180	540	540	540	540
101-206-90812		HEALTH SAVINGS ACCOUNT	14,625	15,000	18,000	18,000	18,000	18,000
7.00		TOTAL PERSONNEL SERVICES	421,803	499,075	552,677	623,031	623,031	623,031
<u>MATERIALS & SERVICES</u>								
101-206-91001		PAYROLL PROCESSING COST	-	-	911	1,092	1,092	1,092
101-206-91101		TRAVEL EXPENSE	793	387	1,200	1,000	1,000	1,000
101-206-91201		MEALS & LODGING	2,338	1,524	2,500	2,500	2,500	2,500
101-206-91601		PRINTING & PUBLICATIONS	1,190	1,529	1,600	1,600	1,600	1,600
101-206-92901		MEMBERSHIP FEES & DUES	105	65	150	100	100	100
101-206-93301		MAINTENANCE AGREEMENTS	21,425	22,282	21,500	23,000	23,000	23,000
101-206-93901		CONTRACTUAL SERVICES	5,423	5,238	14,000	5,500	5,500	5,500
101-206-94101		OFFICE SUPPLIES	3,429	4,291	3,500	3,500	3,500	3,500
101-206-94102		FURNITURE & EQUIP < \$10,000	4,837	2,810	5,000	5,000	5,000	5,000
101-206-94210		COPIER SERVICES	2,794	2,940	2,000	2,800	2,800	2,800
101-206-94602		UNIFORMS	1,604	1,221	1,700	1,700	1,700	1,700
101-206-95202		CONTINUING EDUCATION	880	757	1,200	1,200	1,200	1,200
101-206-95901		OTHER SUPPLIES	2,458	5,171	3,000	3,000	3,000	3,000
TOTAL MATERIALS & SERVICES			47,275	48,214	58,261	51,992	51,992	51,992
TOTAL DEPARTMENT EXPENDITURES			469,078	547,288	610,938	675,023	675,023	675,023

LINCOLN COUNTY, OREGON

GENERAL FUND (101)

DEPARTMENT: PATROL AND INVESTIGATIONS (210)

A PUBLIC SAFETY PROGRAM

OBJECTIVE: It is the mission of the Lincoln County Sheriff's Office Patrol Division to enhance public safety, reduce the fear and impact of crime and improve quality of life for our community and visitors.

WORK PLAN SUMMARY: Respond to calls for service and take appropriate action. Patrol Lincoln County and enforce all traffic and criminal laws, serve civil process, conduct investigations and make arrests while treating all with dignity and respect. Voluntarily comply with best policies and practices through the Oregon Accreditation Alliance. Embrace the President's Task Force on 21 Century Policing model.

REVENUE AND EXPENDITURE SUMMARY

	Actual <u>2016-17</u>	Actual <u>2017-18</u>	Budget <u>2018-19</u>	Proposed <u>2019-20</u>	Approved <u>2019-20</u>	Adopted <u>2019-20</u>
Total Revenue	93,941	182,233	222,000	833,364	833,364	833,364
Personnel Services	2,352,469	2,725,048	3,100,659	3,619,506	3,619,506	3,619,506
Materials & Services	493,806	535,433	537,878	662,433	662,433	662,433
Total Expenditures	2,846,275	3,260,481	3,638,537	4,281,939	4,281,939	4,281,939
Full-Time Positions	21.00	22.50	22.50	27.00	27.00	27.00

INTERRELATIONSHIPS: Works closely with the District Attorney's Office, the Trial Court Administrator's Office, tribal government, local public safety agencies and state police. May work with other municipal, county, state and federal enforcement and regulatory agencies. Works in partnership with other county departments and offices.

BUDGET NOTE: A contract with the City of Waldport contributes 100% of the funding for two patrol officers and 0.5 FTE Support Services Specialist to provide patrol coverage within its city limits. This activity has been budgeted in a separate department of the General Fund. Beginning with fiscal year 2019/20, this department's budget will be merged into the Sheriff's Patrol department budget. An independent budget worksheet will be completed each year to show the anticipated revenue and expenditures for Waldport contracted activities. An average cost formula will be used to determine the fair amount assessed for two (2) full time Patrol Deputies and one half (.5) time Support Services Specialist. An average cost formula will be used to determine the fair amount assessed for fleet costs associated with two (2) patrol vehicles, and other pertinent expenses, including an amount for County General Fund administrative cost allocation.

Additionally, beginning in fiscal year 2019/20, the cost for the two patrol officers and 0.5 FTE Support Services Specialist who provide service to the Siletz Area Enhanced Law Enforcement District will be merged into the County General Fund, Sheriff's Patrol budget. Again, an independent budget worksheet will be completed each year to show the anticipated revenue and expenditure specific to the district. An average cost formula will be used to determine the fair amount assessed for two (2) full time Patrol Deputies and one half (.5) time Support Services Specialist. An average cost formula will be used to determine the fair amount assessed for fleet costs associated with two (2) patrol vehicles, and other district operational costs. The cost to the district will be shown in the District's budget as "Sheriff's Office Services."

LINCOLN COUNTY
FY 2019-20 ANNUAL BUDGET
Fund: 101 GENERAL FUND

Account #	Budgeted FTE		2016-17 Actual	2017-18 Actual	2018-19 Budget	2019-20 Proposed Budget	2019-20 Approved Budget	2019-20 Adopted Budget
Department: 210 - PATROL & INVESTIGATIONS								
<u>REVENUE</u>								
101-210-32814		IMPOUNDED VEHICLES	5,812	7,563	2,500	3,500	3,500	3,500
101-210-33120		WALDPORTR CONTRACT	-	-	-	338,982	338,982	338,982
101-210-33188		LC SCHOOL DISTRICT SRO CONTRIBUTION	-	45,000	45,000	45,000	45,000	45,000
101-210-33201		USFS PATROL	2,625	18,835	30,000	25,000	25,000	25,000
101-210-33211		DPSST COMMUNITY EDUCATION GRANT	-	9,974	10,000	-	-	-
101-210-33221		SAFETY BELT ENFORCEMENT GRANT	-	670	8,500	7,500	7,500	7,500
101-210-33229		OREGON STATE PARKS	-	-	20,000	15,000	15,000	15,000
101-210-33230		ODOT SPEED ENFORCEMENT GRANT	-	-	13,000	10,000	10,000	10,000
101-210-33254		OREGON RESEARCH INSTITUTE GRANT	-	-	10,000	-	-	-
101-210-33325		BALLISTIC VEST GRANT	10,008	7,783	2,000	4,000	4,000	4,000
101-210-34170		CHARGES TO OTHER FUNDS (SILETZ LAW ENF)	-	-	-	306,482	306,482	306,482
101-210-34718		DEPOE BAY PATROL SERVICE	9,996	5,664	7,500	7,500	7,500	7,500
101-210-34992		SEARCH & RESCUE REIMBURSEMENT	3,332	533	-	-	-	-
101-210-35220		FINES	61,724	80,400	70,000	70,000	70,000	70,000
101-210-36135		DONATIONS	-	-	1,000	-	-	-
101-210-36141		K9 PROGRAM DONATIONS	50	5,000	1,000	-	-	-
101-210-36650		REFUNDS & REIMBURSEMENTS	323	237	1,000	300	300	300
101-210-36990		MISCELLANEOUS	72	573	500	100	100	100
TOTAL REVENUE			93,941	182,233	222,000	833,364	833,364	833,364
<u>EXPENDITURES</u>								
<u>PERSONNEL SERVICES</u>								
101-210-90212	1.00	LIEUTENANT- PATROL	93,624	98,124	158,100	107,500	107,500	107,500
101-210-90220	5.00	SERGEANT- PATROL	377,292	429,408	440,693	471,304	471,304	471,304
101-210-90306	3.00	DETECTIVE	150,326	165,623	220,159	209,544	209,544	209,544
101-210-90334	17.00	PATROL DEPUTY	694,780	832,207	833,153	1,061,506	1,061,506	1,061,506
101-210-90348	1.00	COMMUNITY SERVICES DEPUTY	-	-	21,555	43,969	43,969	43,969
101-210-90420		ON CALL EMPLOYEE	35,764	21,049	35,000	35,000	35,000	35,000
101-210-90501		OVERTIME	156,598	137,567	150,000	181,000	181,000	181,000
101-210-90504		COMP TIME PAY OFF	7,750	10,899	15,512	16,612	16,612	16,612
101-210-90506		OVERTIME - USFS	1,739	14,696	30,000	20,000	20,000	20,000
101-210-90507		OVERTIME - SAFETY BELT ENFORCEMENT	-	-	8,500	7,500	7,500	7,500
101-210-90508		OVERTIME - OREGON RESEARCH INSTITUTE	-	-	10,000	-	-	-
101-210-90510		OVERTIME - ODOT SPEED ENFORCEMENT GRANT	-	-	13,000	10,000	10,000	10,000
101-210-90513		OVERTIME - DEPOE BAY CONTRACT	6,917	4,718	7,500	7,000	7,000	7,000
101-210-90601		HOLIDAY PAY	50,080	58,796	50,000	62,000	62,000	62,000
101-210-90602		CLEANING ALLOWANCE	12,475	13,900	13,500	16,200	16,200	16,200
101-210-90603		TELEPHONE STIPEND	13,720	14,595	17,220	17,640	17,640	17,640
101-210-90604		INTERPRETER STIPEND	840	420	840	840	840	840
101-210-90605		EDUCATION INCENTIVE	12,900	18,300	18,000	25,200	25,200	25,200
101-210-90801		FICA	119,478	133,940	154,204	175,336	175,336	175,336
101-210-90802		401(K) RETIREMENT	-	-	2,450	16,886	16,886	16,886
101-210-90803		RETIREMENT / PERS	227,763	309,986	350,632	456,860	456,860	456,860
101-210-90804		HEALTH INSURANCE	216,097	259,776	321,763	405,133	405,133	405,133
101-210-90805		DENTAL INSURANCE	26,735	28,511	34,817	40,063	40,063	40,063
101-210-90806		LIFE INSURANCE	718	795	1,620	1,944	1,944	1,944
101-210-90807		LTD INSURANCE	12,622	14,305	17,618	19,966	19,966	19,966
101-210-90808		WORKER'S COMPENSATION	76,679	86,192	108,044	122,303	122,303	122,303
101-210-90809		UNEMPLOYMENT	7,928	9,101	5,039	11,460	11,460	11,460
101-210-90810		PEHP	975	1,078	3,240	3,240	3,240	3,240
101-210-90812		HEALTH SAVINGS ACCOUNT	48,670	61,061	58,500	73,500	73,500	73,500
27.00		TOTAL PERSONNEL SERVICES	2,352,469	2,725,048	3,100,659	3,619,506	3,619,506	3,619,506
<u>MATERIALS & SERVICES</u>								
101-210-91001		PAYROLL PROCESSING COST	-	-	3,795	4,524	4,524	4,524

LINCOLN COUNTY
FY 2019-20 ANNUAL BUDGET
Fund: 101 GENERAL FUND

Account #	Budgeted FTE	2016-17 Actual	2017-18 Actual	2018-19 Budget	2019-20 Proposed Budget	2019-20 Approved Budget	2019-20 Adopted Budget
Department: 210 - PATROL & INVESTIGATIONS							
101-210-91101	TRAVEL EXPENSE	2,278	5,627	2,000	3,500	3,500	3,500
101-210-91102	FLEET SERVICES	235,946	255,563	273,633	321,556	321,556	321,556
101-210-91201	MEALS & LODGING	16,694	16,190	15,000	17,000	17,000	17,000
101-210-91601	PRINTING & PUBLICATIONS	1,779	2,400	1,200	2,400	2,400	2,400
101-210-91801	HOSPITAL & MEDICAL CARE	1,427	-	1,000	1,000	1,000	1,000
101-210-92101	EQUIPMENT REPAIR	1,356	25	-	500	500	500
101-210-92901	MEMBERSHIP FEES & DUES	465	365	300	500	500	500
101-210-93201	AXON DIGITAL SERVICES/MAINTENANCE	-	-	-	27,803	27,803	27,803
101-210-93203	DPSST COMMUNITY EDUCATION GRANT	-	9,401	10,000	-	-	-
101-210-93301	MAINTENANCE AGREEMENTS	5,450	10,939	4,000	6,000	6,000	6,000
101-210-93901	CONTRACTUAL SERVICES	21,340	19,126	20,000	21,000	21,000	21,000
101-210-94101	OFFICE SUPPLIES	3,888	3,364	2,000	3,500	3,500	3,500
101-210-94102	FURNITURE & EQUIP < \$10,000	42,406	23,277	25,000	30,000	30,000	30,000
101-210-94104	VEHICLE EQUIPMENT < \$5,000	61,046	94,904	107,000	107,000	107,000	107,000
101-210-94107	K9 EXPENSE	2,616	17,429	9,000	7,500	7,500	7,500
101-210-94108	SAR VOLUNTEERS EXPENSE	3,410	11,392	2,000	3,500	3,500	3,500
101-210-94109	POSSE VOLUNTEERS EXPENSE	14,263	1,063	2,000	2,000	2,000	2,000
101-210-94602	UNIFORMS	45,928	36,484	30,000	36,200	36,200	36,200
101-210-95103	PHYSICAL EXAMINATIONS	958	1,841	1,200	1,200	1,200	1,200
101-210-95202	CONTINUING EDUCATION	6,712	13,809	10,000	16,000	16,000	16,000
101-210-95901	OTHER SUPPLIES	12,901	7,265	8,000	5,000	5,000	5,000
101-210-95904	AMMUNITION/FIREARMS	9,593	4,970	9,500	10,500	10,500	10,500
101-210-96601	RENTALS OF SPACE	125	-	250	250	250	250
101-210-96701	RENTALS OF EQUIPMENT	3,222	-	1,000	1,000	1,000	1,000
101-210-96901	INDIRECT COST ALLOCATION - WALDPORTR CONTRA	-	-	-	33,000	33,000	33,000
TOTAL MATERIALS & SERVICES		493,806	535,433	537,878	662,433	662,433	662,433
TOTAL DEPARTMENT EXPENDITURES		2,846,275	3,260,481	3,638,537	4,281,939	4,281,939	4,281,939

LINCOLN COUNTY, OREGON
GENERAL FUND (101)
DEPARTMENT: MARINE PATROL (211)
A PUBLIC SAFETY PROGRAM

OBJECTIVE: To promote safety and the preservation of life. This will be accomplished through providing quality Marine Patrol services, marine law enforcement, community and outdoor education, and support services within the resources provided. We will consistently strive to be professional and responsive to the ever-changing and challenging missions that we and our community may face with the confidence and trust the taxpayers and boating public have invested in us.

WORK PLAN SUMMARY: To function as a unit of the patrol division by patrolling the waterways, roads and highways of the county. Enforce all Oregon boating, criminal and traffic laws. Perform safety inspections of boats on the waterways and livery operations within the county. Conduct water safety education programs in schools. Maintain excellent communication with the Oregon State Marine Board.

REVENUE AND EXPENDITURE SUMMARY						
	<u>Actual</u> <u>2016-17</u>	<u>Actual</u> <u>2017-18</u>	<u>Budget</u> <u>2018-19</u>	<u>Proposed</u> <u>2019-20</u>	<u>Approved</u> <u>2019-20</u>	<u>Adopted</u> <u>2019-20</u>
Total Revenue	245,690	207,759	241,328	225,777	225,777	225,777
Personnel Services	252,576	208,340	243,361	265,127	265,127	265,127
Materials & Services	46,060	45,312	48,602	44,619	44,619	44,619
Total Expenditures	298,636	253,652	291,963	309,746	309,746	309,746
Full-Time Positions	2.00	2.00	2.00	2.00	2.00	2.00

INTERRELATIONSHIPS: Works closely with the Oregon State Marine Board, local port and lake authorities, local police and state police. May work with other municipal, county, state and federal enforcement or regulatory agencies. Works in partnership with other county departments and offices.

BUDGET NOTE: The Oregon State Marine Board contributes through a contract up to 80% total program costs, which is reflected in revenues.

LINCOLN COUNTY
FY 2019-20 ANNUAL BUDGET
Fund: 101 GENERAL FUND

Account #	Budgeted FTE		2016-17 Actual	2017-18 Actual	2018-19 Budget	2019-20 Proposed Budget	2019-20 Approved Budget	2019-20 Adopted Budget
Department: 211 - MARINE PATROL								
REVENUE								
101-211-33169		OSMB SOLVE GRANT	48	-	-	-	-	-
101-211-33325		BALLISTIC VEST GRANT	763	-	-	-	-	-
101-211-33710		BOATING SAFETY GRANT	244,879	207,759	241,328	225,777	225,777	225,777
TOTAL REVENUE			245,690	207,759	241,328	225,777	225,777	225,777
EXPENDITURES								
PERSONNEL SERVICES								
101-211-90334	2.00	PATROL DEPUTY	121,105	91,553	126,750	134,076	134,076	134,076
101-211-90410		SEASONAL WORKER	16,426	31,456	20,000	23,000	23,000	23,000
101-211-90420		ON CALL EMPLOYEE	11,620	1,356	-	-	-	-
101-211-90501		OVERTIME	8,086	11,718	8,000	10,000	10,000	10,000
101-211-90504		COMP TIME PAY OFF	593	3,385	2,500	2,500	2,500	2,500
101-211-90601		HOLIDAY PAY	4,472	4,138	4,000	4,000	4,000	4,000
101-211-90602		CLEANING ALLOWANCE	1,325	950	2,400	1,200	1,200	1,200
101-211-90603		TELEPHONE STIPEND	1,855	910	840	840	840	840
101-211-90604		INTERPRETER STIPEND	-	420	840	-	-	-
101-211-90801		FICA	12,333	10,956	12,648	13,435	13,435	13,435
101-211-90803		RETIREMENT / PERS	22,084	17,136	21,619	29,592	29,592	29,592
101-211-90804		HEALTH INSURANCE	29,482	19,906	25,943	27,548	27,548	27,548
101-211-90805		DENTAL INSURANCE	3,878	2,484	2,970	2,954	2,954	2,954
101-211-90806		LIFE INSURANCE	67	49	144	144	144	144
101-211-90807		LTD INSURANCE	1,187	912	1,325	1,392	1,392	1,392
101-211-90808		WORKER'S COMPENSATION	8,282	7,607	8,472	9,065	9,065	9,065
101-211-90809		UNEMPLOYMENT	827	729	410	878	878	878
101-211-90810		PEHP	-	2	-	3	3	3
101-211-90812		HEALTH SAVINGS ACCOUNT	8,955	2,675	4,500	4,500	4,500	4,500
2.00		TOTAL PERSONNEL SERVICES	252,576	208,340	243,361	265,127	265,127	265,127
MATERIALS & SERVICES								
101-211-91001		PAYROLL PROCESSING COST	-	-	607	624	624	624
101-211-91102		FLEET SERVICES	32,998	32,524	34,000	30,000	30,000	30,000
101-211-91201		MEALS & LODGING	2,222	4,439	3,000	3,000	3,000	3,000
101-211-91401		TELEPHONE	451	459	445	445	445	445
101-211-92101		EQUIPMENT REPAIR	476	1,579	2,000	2,000	2,000	2,000
101-211-93901		CONTRACTUAL SERVICES	212	2,032	2,000	2,000	2,000	2,000
101-211-94102		FURNITURE & EQUIP < \$10,000	3,145	336	3,000	3,000	3,000	3,000
101-211-94404		OIL & GREASE	99	45	300	300	300	300
101-211-94405		TIRES & TUBES	-	718	500	500	500	500
101-211-94602		UNIFORMS	4,050	1,338	750	750	750	750
101-211-95202		CONTINUING EDUCATION	300	418	1,000	1,000	1,000	1,000
101-211-95901		OTHER SUPPLIES	2,107	1,424	1,000	1,000	1,000	1,000
TOTAL MATERIALS & SERVICES			46,060	45,312	48,602	44,619	44,619	44,619
TOTAL DEPARTMENT EXPENDITURES			298,636	253,653	291,963	309,746	309,746	309,746

LINCOLN COUNTY, OREGON
GENERAL FUND (101)

DEPARTMENT: FOREST PATROL PROGRAM CONTRACT (285)

A PUBLIC SAFETY PROGRAM

OBJECTIVE: To promote safety, protecting the environment and the preservation of life. This will be accomplished through quality Forest Patrol enforcement and services, outdoor education and support services within the resources provided. We will consistently strive to be professional and responsive to the ever-changing and challenging missions that we and our community may face with the confidence and trust the taxpayers have invested in us.

WORK PLAN SUMMARY: To patrol the forested areas within Lincoln County with one (1) full time forest enforcement deputy to enforce criminal laws and to observe public and private forest lands for indications of illegal activities. The forest enforcement deputy is an employee of the Sheriff, meeting all qualifications for and performing the regular duties of a Sheriff's Deputy.

REVENUE AND EXPENDITURE SUMMARY

	Actual <u>2016-17</u>	Actual <u>2017-18</u>	Budget <u>2018-19</u>	Proposed <u>2019-20</u>	Approved <u>2019-20</u>	Adopted <u>2019-20</u>
Total Revenue	91,500	91,500	91,500	100,650	100,650	100,650
Personnel Services	120,696	113,718	102,890	112,203	112,203	112,203
Materials & Services	1,564	1,126	1,652	1,656	1,656	1,656
Total Expenditures	122,260	114,844	104,542	113,859	113,859	113,859
Full-Time Positions	1.00	1.00	1.00	1.00	1.00	1.00

INTERRELATIONSHIPS: Works closely with the Lincoln County Solid Waste District, the Association of Concerned Landowners (which is made up of private timber companies), the District Attorney's office, the Trial Court Administrator's office, tribal government, local police agencies and state police. May work with other municipal, county, state, and federal enforcement or regulatory agencies.

BUDGET NOTE: The Solid Waste District, in conjunction with the private timber companies, contributes most of the funding, reflected in revenue. The general fund pays for some equipment, including patrol vehicle, for one FTE.

LINCOLN COUNTY
FY 2019-20 ANNUAL BUDGET
Fund: 101 GENERAL FUND

Account #	Budgeted FTE		2016-17 Actual	2017-18 Actual	2018-19 Budget	2019-20 Proposed Budget	2019-20 Approved Budget	2019-20 Adopted Budget
Department: 285 - SOLID WASTE/FOREST CONTRACT								
<u>REVENUE</u>								
101-285-34170		CHARGES TO OTHER FUNDS	91,500	91,500	91,500	100,650	100,650	100,650
TOTAL REVENUE			91,500	91,500	91,500	100,650	100,650	100,650
<u>EXPENDITURES</u>								
<u>PERSONNEL SERVICES</u>								
101-285-90334	1.00	PATROL DEPUTY	68,738	63,529	57,191	61,263	61,263	61,263
101-285-90501		OVERTIME	2,877	3,909	4,000	4,000	4,000	4,000
101-285-90504		COMP TIME PAY OFF	928	945	-	-	-	-
101-285-90601		HOLIDAY PAY	2,677	2,274	2,000	2,000	2,000	2,000
101-285-90602		CLEANING ALLOWANCE	600	600	600	600	600	600
101-285-90603		TELEPHONE STIPEND	840	840	840	840	840	840
101-285-90605		EDUCATION INCENTIVE	-	1,200	2,400	2,400	2,400	2,400
101-285-90801		FICA	5,666	5,241	5,128	5,439	5,439	5,439
101-285-90803		RETIREMENT / PERS	13,942	13,933	10,055	13,787	13,787	13,787
101-285-90804		HEALTH INSURANCE	14,974	12,599	12,275	13,038	13,038	13,038
101-285-90805		DENTAL INSURANCE	2,097	1,433	1,077	1,072	1,072	1,072
101-285-90806		LIFE INSURANCE	31	31	72	72	72	72
101-285-90807		LTD INSURANCE	633	606	624	666	666	666
101-285-90808		WORKER'S COMPENSATION	3,311	3,212	3,460	3,670	3,670	3,670
101-285-90809		UNEMPLOYMENT	383	366	168	356	356	356
101-285-90812		HEALTH SAVINGS ACCOUNT	3,000	3,000	3,000	3,000	3,000	3,000
	1.00	TOTAL PERSONNEL SERVICES	120,696	113,718	102,890	112,203	112,203	112,203
<u>MATERIALS & SERVICES</u>								
101-285-91001		PAYROLL PROCESSING COST	-	-	152	156	156	156
101-285-91201		MEALS & LODGING	-	325	500	500	500	500
101-285-94602		UNIFORMS	1,564	801	1,000	1,000	1,000	1,000
TOTAL MATERIALS & SERVICES			1,564	1,126	1,652	1,656	1,656	1,656
TOTAL DEPARTMENT EXPENDITURES			122,260	114,843	104,542	113,859	113,859	113,859

LINCOLN COUNTY, OREGON
GENERAL FUND (101)

DEPARTMENT: EMERGENCY MANAGEMENT (290)

A PUBLIC SAFETY PROGRAM

OBJECTIVE: The Emergency Management Division’s (EMD) objective is to support the Mission of the Lincoln County Sheriff’s Office by providing staff support to the Sheriff. Support is also provided to the County Board of Commissioners during an emergency. To also work in partnership with Oregon Emergency Management (OEM) for purposes of emergency response planning, identifying resources for emergencies, and coordinating responses to emergency events.

WORK PLAN SUMMARY: The work plan summary for the Emergency Management division is to prepare, respond, recover, and mitigate disasters, natural and manmade, for Lincoln County.

REVENUE AND EXPENDITURE SUMMARY

	Actual	Actual	Budget	Proposed	Approved	Adopted
	<u>2016-17</u>	<u>2017-18</u>	<u>2018-19</u>	<u>2019-20</u>	<u>2019-20</u>	<u>2019-20</u>
Total Revenue	141,020	118,298	119,000	120,000	120,000	120,000
Personnel Services	211,710	117,064	213,901	219,134	219,134	219,134
Materials & Services	56,017	113,285	53,004	57,115	57,115	57,115
Total Expenditures	<u>267,727</u>	<u>230,349</u>	<u>266,905</u>	<u>276,249</u>	<u>276,249</u>	<u>276,249</u>
Full-Time Positions	2.00	2.00	2.00	2.00	2.00	2.00

INTERRELATIONSHIPS: The Emergency Management Division will work in partnership with federal, state, regional, and local public safety responders, public health, hospitals, schools, Oregon Emergency Management, public works, cities, and others to develop and train response plans and educate our citizens on emergency response and procedures.

LINCOLN COUNTY
FY 2019-20 ANNUAL BUDGET
Fund: 101 GENERAL FUND

Account #	Budgeted FTE		2016-17 Actual	2017-18 Actual	2018-19 Budget	2019-20 Proposed Budget	2019-20 Approved Budget	2019-20 Adopted Budget
Department: 290 - EMERGENCY SERVICES								
REVENUE								
101-290-33215		CIVIL DEFENSE EMERGENCY MGMT	79,647	72,873	69,000	75,000	75,000	75,000
101-290-33421		HHS EMERGENCY PREP GRANT	55,000	45,425	50,000	45,000	45,000	45,000
101-290-36650		REFUNDS & REIMBURSEMENTS	6,373	-	-	-	-	-
TOTAL REVENUE			141,020	118,298	119,000	120,000	120,000	120,000
EXPENDITURES								
PERSONNEL SERVICES								
101-290-90218	1.00	EMERGENCY MANAGER	73,050	76,566	78,839	85,330	85,330	85,330
101-290-90372	1.00	ASSISTANT EMERGENCY MANAGER	60,378	-	50,063	59,820	59,820	59,820
101-290-90420		ON CALL EMPLOYEE	-	53	-	-	-	-
101-290-90504		COMP TIME PAY OFF	1,959	-	-	-	-	-
101-290-90602		CLEANING ALLOWANCE	1,200	600	1,200	1,200	1,200	1,200
101-290-90603		TELEPHONE STIPEND	1,680	840	1,680	840	840	840
101-290-90801		FICA	9,834	5,691	10,081	11,260	11,260	11,260
101-290-90802		401(K) RETIREMENT	15,209	8,581	14,496	16,191	16,191	16,191
101-290-90804		HEALTH INSURANCE	30,040	15,056	36,128	24,815	24,815	24,815
101-290-90805		DENTAL INSURANCE	4,176	1,914	4,252	2,656	2,656	2,656
101-290-90806		LIFE INSURANCE	62	37	144	144	144	144
101-290-90807		LTD INSURANCE	1,142	641	1,347	1,505	1,505	1,505
101-290-90808		WORKER'S COMPENSATION	6,109	3,515	8,802	9,597	9,597	9,597
101-290-90809		UNEMPLOYMENT	691	390	329	736	736	736
101-290-90810		PEHP	180	180	540	540	540	540
101-290-90812		HEALTH SAVINGS ACCOUNT	6,000	3,000	6,000	4,500	4,500	4,500
TOTAL PERSONNEL SERVICES			211,710	117,064	213,901	219,134	219,134	219,134
MATERIALS & SERVICES								
101-290-91001		PAYROLL PROCESSING COST	-	-	304	312	312	312
101-290-91101		TRAVEL EXPENSE	453	1,120	1,400	1,400	1,400	1,400
101-290-91102		FLEET SERVICES	4,635	6,124	4,500	4,500	4,500	4,500
101-290-91201		MEALS & LODGING	5,803	3,587	3,500	2,500	2,500	2,500
101-290-91401		TELEPHONE	3,899	5,608	4,500	6,000	6,000	6,000
101-290-91501		POSTAGE	-	123	-	-	-	-
101-290-91601		PRINTING & PUBLICATIONS	1,359	5,344	2,500	2,500	2,500	2,500
101-290-92901		MEMBERSHIP FEES & DUES	210	275	250	325	325	325
101-290-93301		MAINTENANCE AGREEMENTS	17	1,738	150	2,208	2,208	2,208
101-290-93901		CONTRACTUAL SERVICES	22,551	64,443	23,000	26,300	26,300	26,300
101-290-93979		COMMUNITY MITIGATION PROJECTS	543	379	4,000	4,000	4,000	4,000
101-290-94101		OFFICE SUPPLIES	1,010	1,150	1,000	750	750	750
101-290-94102		FURNITURE & EQUIP < \$10,000	5,432	13,998	2,000	2,000	2,000	2,000
101-290-94210		COPIER SERVICES	2,859	801	2,900	520	520	520
101-290-94602		UNIFORMS	1,365	1,797	500	1,800	1,800	1,800
101-290-95202		CONTINUING EDUCATION	725	1,470	1,000	500	500	500
101-290-95901		OTHER SUPPLIES	5,157	5,327	1,500	1,500	1,500	1,500
TOTAL MATERIALS & SERVICES			56,017	113,285	53,004	57,115	57,115	57,115
TOTAL DEPARTMENT EXPENDITURES			267,727	230,350	266,905	276,249	276,249	276,249

LINCOLN COUNTY, OREGON
GENERAL FUND (101)
DEPARTMENT: COUNTY JAIL (610)
A PUBLIC SAFETY PROGRAM

OBJECTIVE: To invest resources into the jail in a manner that maximizes the safety of our members, provides inmate wellness, and ensures security of the facility.

WORK PLAN SUMMARY: To operate the jail in compliance with the law as well as Oregon Jail Standards. To enhance public safety, reduce the fear and impact of crime, and improve quality of life. Our commitment is to do so with honor and integrity, while at all times conducting ourselves with the highest ethical standards to maintain public confidence.

REVENUE AND EXPENDITURE SUMMARY						
	Actual	Actual	Budget	Proposed	Approved	Adopted
	<u>2016-17</u>	<u>2017-18</u>	<u>2018-19</u>	<u>2019-20</u>	<u>2019-20</u>	<u>2019-20</u>
Total Revenue	1,047,493	684,942	548,512	574,762	574,762	574,762
Personnel Services	4,450,911	4,570,023	4,867,988	5,340,632	5,340,632	5,340,632
Materials & Services	867,334	973,905	874,235	1,015,195	1,015,195	1,015,195
Total Expenditures	5,318,245	5,543,928	5,742,223	6,355,827	6,355,827	6,355,827
Full-Time Positions	41.00	41.00	42.00	44.00	44.00	44.00

INTERRELATIONSHIPS: Work closely with the State Courts, jail health team, health and human services, city, county, and state law enforcement agencies. Coordinate with other municipalities, counties and states regarding transportation of inmates.

LINCOLN COUNTY
FY 2019-20 ANNUAL BUDGET
Fund: 101 GENERAL FUND

Account #	Budgeted FTE		2016-17 Actual	2017-18 Actual	2018-19 Budget	2019-20 Proposed Budget	2019-20 Approved Budget	2019-20 Adopted Budget
Department: 610 - COUNTY JAIL								
REVENUE								
101-610-33153		CRIMINAL FINES & ASSESSMENTS	25,108	18,928	7,500	20,000	20,000	20,000
101-610-33255		STATE DUUI REIMBURSEMENTS	-	213,950	-	100,000	100,000	100,000
101-610-33308		1145/COMM CORRECTIONS RENT	429,412	429,412	429,412	429,412	429,412	429,412
101-610-33324		BENTON COUNTY RENT	504,543	-	-	-	-	-
101-610-33325		BALLISTIC VEST GRANT	1,729	-	1,500	1,500	1,500	1,500
101-610-33701		SSA INCENTIVE PAYMENTS	1,400	14,200	10,000	10,000	10,000	10,000
101-610-36101		CHANCE - PRETRIAL TAPS HOUSING DONATION	-	-	-	8,800	8,800	8,800
101-610-36650		REFUNDS & REIMBURSEMENTS	85,240	8,097	100,000	5,000	5,000	5,000
101-610-36653		RESTITUTION PAYMENTS	61	356	100	50	50	50
TOTAL REVENUE			1,047,493	684,942	548,512	574,762	574,762	574,762
EXPENDITURES								
PERSONNEL SERVICES								
101-610-90212	1.00	LIEUTENANT- CORRECTIONS	111,792	113,748	113,721	119,499	119,499	119,499
101-610-90220	3.00	SERGEANT- CORRECTIONS	169,378	277,281	254,895	276,792	276,792	276,792
101-610-90258	1.00	FOOD SERVICE MANAGER	50,057	52,463	54,019	62,987	62,987	62,987
101-610-90287		SENIOR P&P TECHNICIAN	-	-	-	200	200	200
101-610-90333	28.00	CORRECTIONS DEPUTY	1,440,874	1,401,185	1,530,008	1,652,993	1,652,993	1,652,993
101-610-90338	6.00	CORRECTIONS CORPORAL	565,041	413,694	437,948	451,124	451,124	451,124
101-610-90345		INMATE COUNSELOR	79,295	84,059	-	-	-	-
101-610-90346	2.00	COOK	81,418	85,200	92,609	78,919	78,919	78,919
101-610-90369	1.00	WARRANTS - TRANSPORT SPECIALIST	39,523	47,066	36,798	47,813	47,813	47,813
101-610-90378	2.00	PRE-TRIAL RELEASE COORDINATOR	-	-	80,675	92,528	92,528	92,528
101-610-90404		COURTHOUSE SECURITY - PART TIME	-	279	-	55,000	55,000	55,000
101-610-90420		ON CALL EMPLOYEE	46,048	23,334	50,000	40,000	40,000	40,000
101-610-90501		OVERTIME	265,589	418,578	300,000	300,000	300,000	300,000
101-610-90504		COMP TIME PAY OFF	16,654	10,476	10,000	10,000	10,000	10,000
101-610-90601		HOLIDAY PAY	87,738	94,508	102,000	102,000	102,000	102,000
101-610-90602		CLEANING ALLOWANCE	23,450	23,075	28,200	29,400	29,400	29,400
101-610-90603		TELEPHONE STIPEND	5,040	5,810	5,880	6,720	6,720	6,720
101-610-90605		EDUCATION INCENTIVE	11,200	13,400	13,000	21,600	21,600	21,600
101-610-90801		FICA	222,027	226,769	237,666	255,860	255,860	255,860
101-610-90802		401(K) RETIREMENT	28,933	31,015	29,540	31,536	31,536	31,536
101-610-90803		RETIREMENT / PERS	377,541	428,576	451,588	610,873	610,873	610,873
101-610-90804		HEALTH INSURANCE	482,568	483,084	654,114	687,019	687,019	687,019
101-610-90805		DENTAL INSURANCE	61,943	56,690	72,590	71,035	71,035	71,035
101-610-90806		LIFE INSURANCE	1,333	1,319	3,024	3,168	3,168	3,168
101-610-90807		LTD INSURANCE	23,748	24,526	26,388	29,009	29,009	29,009
101-610-90808		WORKER'S COMPENSATION	130,534	134,579	160,358	172,634	172,634	172,634
101-610-90809		UNEMPLOYMENT	14,966	15,321	7,767	16,723	16,723	16,723
101-610-90810		PEHP	720	908	2,700	2,700	2,700	2,700
101-610-90812		HEALTH SAVINGS ACCOUNT	113,500	103,080	112,500	112,500	112,500	112,500
44.00		TOTAL PERSONNEL SERVICES	4,450,911	4,570,023	4,867,988	5,340,632	5,340,632	5,340,632
MATERIALS & SERVICES								
101-610-91001		PAYROLL PROCESSING COST	-	-	7,135	7,800	7,800	7,800
101-610-91101		TRAVEL EXPENSE	9,036	4,838	6,000	6,000	6,000	6,000
101-610-91102		FLEET SERVICES	20,543	24,098	28,000	26,200	26,200	26,200
101-610-91201		MEALS & LODGING	24,117	16,267	20,000	17,500	17,500	17,500
101-610-91601		PRINTING & PUBLICATIONS	1,056	1,455	1,000	2,000	2,000	2,000
101-610-92001		UTILITIES	232,007	230,294	225,000	225,000	225,000	225,000
101-610-92101		EQUIPMENT REPAIR	1,753	154	-	-	-	-
101-610-92901		MEMBERSHIP FEES & DUES	693	1,265	1,300	1,300	1,300	1,300
101-610-93201		AXON DIGITAL SERVICES/MAINTENANCE	-	-	-	57,595	57,595	57,595
101-610-93301		MAINTENANCE AGREEMENTS	1,200	1,200	1,200	3,500	3,500	3,500

LINCOLN COUNTY
FY 2019-20 ANNUAL BUDGET
Fund: 101 GENERAL FUND

Account #	Budgeted FTE	2016-17 Actual	2017-18 Actual	2018-19 Budget	2019-20 Proposed Budget	2019-20 Approved Budget	2019-20 Adopted Budget
Department: 610 - COUNTY JAIL							
101-610-93901	CONTRACTUAL SERVICES	37,473	102,405	75,000	145,000	145,000	145,000
101-610-94101	OFFICE SUPPLIES	3,253	3,726	2,600	3,500	3,500	3,500
101-610-94102	FURNITURE & EQUIP < \$10,000	49,762	82,714	40,000	35,000	35,000	35,000
101-610-94210	COPIER SERVICES	8,069	8,239	9,000	7,000	7,000	7,000
101-610-94301	JANITORIAL SUPPLIES	41,625	38,616	40,000	30,000	30,000	30,000
101-610-94600	NON FOOD ITEMS - JAIL KITCHEN	17,531	21,006	20,000	20,000	20,000	20,000
101-610-94602	UNIFORMS	36,755	36,636	30,000	30,000	30,000	30,000
101-610-94604	INMATE CLOTHING	19,775	33,723	30,000	25,000	25,000	25,000
101-610-94605	FOOD - JAIL KITCHEN	320,897	315,814	300,000	315,000	315,000	315,000
101-610-95103	PHYSICAL EXAMINATIONS	2,154	2,566	2,000	3,000	3,000	3,000
101-610-95202	CONTINUING EDUCATION	7,632	11,358	12,000	12,000	12,000	12,000
101-610-95901	OTHER SUPPLIES	20,651	23,372	11,000	15,000	15,000	15,000
101-610-95904	AMMUNITION/FIREARMS	8,741	14,160	13,000	13,000	13,000	13,000
101-610-96102	PRETRIAL TAPS HOUSING LEASE PAYMENT	-	-	-	6,000	6,000	6,000
101-610-96103	PRETRIAL TAPS HOUSING EXPENSES	-	-	-	8,800	8,800	8,800
101-610-96601	RENTALS OF SPACE	212	-	-	-	-	-
101-610-96702	RENTALS OF EQUIP/LOCK N TRAC	2,400	-	-	-	-	-
TOTAL MATERIALS & SERVICES		867,334	973,905	874,235	1,015,195	1,015,195	1,015,195
TOTAL DEPARTMENT EXPENDITURES		5,318,245	5,543,928	5,742,223	6,355,827	6,355,827	6,355,827

LINCOLN COUNTY, OREGON
GENERAL FUND (101)

DEPARTMENT: JAIL/JUVENILE DETENTION FACILITY HEALTH (611)

A PUBLIC SAFETY PROGRAM

OBJECTIVE: To invest resources into the jail in a manner that maximizes the safety of our members, provides inmate wellness, and ensures security of the facility.

WORK PLAN SUMMARY: To operate the jail in compliance with the law as well as Oregon Jail Standards. To enhance public safety, reduce the fear and impact of crime, and improve quality of life. Our commitment is to do so with honor and integrity, while at all times conducting ourselves with the highest ethical standards to maintain public confidence.

REVENUE AND EXPENDITURE SUMMARY

	Actual <u>2016-17</u>	Actual <u>2017-18</u>	Budget <u>2018-19</u>	Proposed <u>2019-20</u>	Approved <u>2019-20</u>	Adopted <u>2019-20</u>
Total Revenue	166,883	0	0	0	0	0
Personnel Services	416,823	265,903	656,791	659,212	659,212	659,212
Materials & Services	241,321	278,591	287,181	330,056	330,056	330,056
Total Expenditures	658,144	544,494	943,972	989,268	989,268	989,268
Full-Time Positions	5.00	5.00	6.00	6.00	6.00	6.00

INTERRELATIONSHIPS: Works closely with Lincoln County Juvenile shelter/detention staff, Health Officer, Lincoln County Mental Health, hospital staff, State Courts, State facilities (prison and mental health facilities), physicians/dentists who have treated/will treat our inmate population, city, county, and state law enforcement agencies. Coordinate with other municipalities, counties and states regarding transportation of inmates.

LINCOLN COUNTY
FY 2019-20 ANNUAL BUDGET
Fund: 101 GENERAL FUND

Account #	Budgeted FTE		2016-17 Actual	2017-18 Actual	2018-19 Budget	2019-20 Proposed Budget	2019-20 Approved Budget	2019-20 Adopted Budget
Department: 611 - JAIL/JUVENILE DETENTION HEALTH								
<u>REVENUE</u>								
101-611-33324		BENTON COUNTY RENT	127,319	-	-	-	-	-
101-611-36650		REFUNDS & REIMBURSEMENTS	39,564	-	-	-	-	-
TOTAL REVENUE			166,883	-	-	-	-	-
<u>EXPENDITURES</u>								
<u>PERSONNEL SERVICES</u>								
101-611-90330		CORRECTIONS LPN	95,222	34,031	-	-	-	-
101-611-90341	1.00	CORRECTIONS HEALTH OFFICE ASSISTANT 2	37,699	39,432	41,729	41,720	41,720	41,720
101-611-90344	4.00	CORRECTIONS HEALTH NURSE	124,488	83,001	263,113	264,862	264,862	264,862
101-611-90345	1.00	INMATE COUNSELOR	-	-	88,775	88,991	88,991	88,991
101-611-90402		CONTRACT EMPLOYEE	-	785	2,500	-	-	-
101-611-90501		OVERTIME	12,079	16,242	12,000	15,000	15,000	15,000
101-611-90504		COMP TIME PAY OFF	739	2,527	2,000	2,000	2,000	2,000
101-611-90601		HOLIDAY PAY	6,698	6,760	7,500	7,500	7,500	7,500
101-611-90602		CLEANING ALLOWANCE	3,000	1,825	3,600	3,600	3,600	3,600
101-611-90801		FICA	20,317	13,613	32,223	32,411	32,411	32,411
101-611-90802		401(K) RETIREMENT	30,792	20,220	46,059	46,604	46,604	46,604
101-611-90804		HEALTH INSURANCE	55,764	31,960	96,270	96,196	96,196	96,196
101-611-90805		DENTAL INSURANCE	6,936	3,573	10,876	10,433	10,433	10,433
101-611-90806		LIFE INSURANCE	123	74	432	432	432	432
101-611-90807		LTD INSURANCE	2,302	1,511	4,061	4,081	4,081	4,081
101-611-90808		WORKER'S COMPENSATION	3,515	1,926	28,100	28,264	28,264	28,264
101-611-90809		UNEMPLOYMENT	1,400	923	1,053	2,118	2,118	2,118
101-611-90810		PEHP	-	-	-	-	-	-
101-611-90812		HEALTH SAVINGS ACCOUNT	15,750	7,500	16,500	15,000	15,000	15,000
	6.00	TOTAL PERSONNEL SERVICES	416,823	265,903	656,791	659,212	659,212	659,212
<u>MATERIALS & SERVICES</u>								
101-611-91001		PAYROLL PROCESSING COST	-	-	911	936	936	936
101-611-91101		TRAVEL EXPENSE	-	1,098	2,000	2,000	2,000	2,000
101-611-91201		MEALS & LODGING	5,859	1,392	2,500	2,500	2,500	2,500
101-611-91601		PRINTING & PUBLICATIONS	385	95	250	200	200	200
101-611-91801		HOSPITAL & MEDICAL CARE	88,550	135,528	125,000	175,000	175,000	175,000
101-611-92810		DOCTOR/HEALTH OFFICER	21,720	21,720	21,720	21,720	21,720	21,720
101-611-92901		MEMBERSHIP FEES & DUES	283	125	200	200	200	200
101-611-93901		CONTRACTUAL SERVICES	18,338	15,441	25,500	25,500	25,500	25,500
101-611-94102		FURNITURE & EQUIP < \$10,000	1,427	1,660	2,000	2,000	2,000	2,000
101-611-94210		COPIER SERVICES	2,133	2,103	2,100	2,100	2,100	2,100
101-611-94602		UNIFORMS	766	986	1,000	2,000	2,000	2,000
101-611-95101		MED/LAB/XRAY	6,100	8,646	5,500	6,500	6,500	6,500
101-611-95102		MEDICAL SUPPLIES	10,662	13,792	11,000	11,000	11,000	11,000
101-611-95105		PHARMACY	82,245	73,663	85,000	75,000	75,000	75,000
101-611-95202		CONTINUING EDUCATION	2,762	2,032	2,500	3,000	3,000	3,000
101-611-95901		OTHER SUPPLIES	90	311	-	400	400	400
TOTAL MATERIALS & SERVICES			241,321	278,591	287,181	330,056	330,056	330,056
TOTAL DEPARTMENT EXPENDITURES			658,143	544,495	943,972	989,268	989,268	989,268

**LINCOLN COUNTY, OREGON
GENERAL FUND (101)**

DEPARTMENT: COMMUNITY JUSTICE - JUVENILE DETENTION & SHELTER (640)

A PUBLIC SAFETY PROGRAM

OBJECTIVES: The administration of Juvenile Court services is pursuant to the Juvenile Code (ORS Chapter 419) and the policies and procedures established by the Circuit Court. Within those guidelines the department investigates screens and supervises those children and their families within Lincoln County from birth through age 24, who have been referred to the Court.

WORK PLAN: The department provides a continuum of services to children including investigations, screening, community supervision, restitution, shelter care and assessment, secure detention, training school diversion, sex offender treatment, community service, and referral to case appropriate service providers locally and statewide. This department subscribes to a balanced approach to juvenile justice that emphasizes; 1) Community Protection; 2) holding youth accountable for their actions; and 3) competency development for offenders to prevent further penetration into the juvenile justice system. The department strives to provide protection and a safe, secure environment for non-delinquent children while assisting with and monitoring their Court case involvement.

REVENUE AND EXPENDITURE SUMMARY

	Actual	Actual	Budget	Proposed	Approved	Adopted
	<u>2016-17</u>	<u>2017-18</u>	<u>2018-19</u>	<u>2019-20</u>	<u>2019-20</u>	<u>2019-20</u>
Total Revenue	165,118	139,778	183,479	498,083	498,083	498,083
Personnel Services	1,708,896	1,759,385	1,889,494	2,163,499	2,163,499	2,163,499
Materials & Services	85,899	118,419	187,239	359,231	359,231	359,231
Total Expenditures	1,794,795	1,877,804	2,076,733	2,522,730	2,522,730	2,522,730
Full-Time Positions	19.30	19.30	19.30	22.30	22.30	22.30

INTERRELATIONSHIPS: Lincoln County Sheriff, Police, the District Attorney, Circuit Court, Children and Families Commission, Services to Children & Families, and Oregon Youth Authority.

LINCOLN COUNTY
FY 2019-20 ANNUAL BUDGET
Fund: 101 GENERAL FUND

Account #	Budgeted FTE		2016-17 Actual	2017-18 Actual	2018-19 Budget	2019-20 Proposed Budget	2019-20 Approved Budget	2019-20 Adopted Budget
Department: 640 - JUVENILE DETENTION & SHELTER								
<u>REVENUE</u>								
101-640-33103		JCP GRANT PASS THROUGH	-	16,349	22,500	22,500	22,500	22,500
101-640-33136		USFS COMMUNITY SVC GRANT	6,916	-	-	-	-	-
101-640-33153		CRIMINAL FINES & ASSESSMENTS	3,514	2,649	3,500	1,000	1,000	1,000
101-640-33262		JCP INDIVIDUALIZED SERVICES REVENUE	-	-	-	3,600	3,600	3,600
101-640-33326		SHELTER HOME (DHS)	25,731	-	-	375,000	375,000	375,000
101-640-33330		CSD REIMBURSE/OYA DIVERSION	37,406	38,590	38,590	39,428	39,428	39,428
101-640-33331		OYA SHELTER	2,770	6,631	5,000	-	-	-
101-640-33347		JUVENILE CRIME PREVENTION	13,875	12,581	45,469	46,455	46,455	46,455
101-640-34300		MISC SERVICES/OYA LEASE PYMT	6,720	5,600	6,720	-	-	-
101-640-34301		TILLAMOOK DETENTION	66,410	56,550	60,000	10,000	10,000	10,000
101-640-34302		TILLAMOOK SHELTER	1,600	800	1,600	-	-	-
101-640-36650		REFUNDS & REIMBURSEMENTS	176	28	100	100	100	100
TOTAL REVENUE			165,118	139,778	183,479	498,083	498,083	498,083
<u>EXPENDITURES</u>								
<u>PERSONNEL SERVICES</u>								
101-640-90201	0.30	DIRECTOR	34,955	37,017	38,903	35,907	35,907	35,907
101-640-90204	1.00	ASSISTANT JUVENILE DIRECTOR	103,512	111,329	87,969	103,787	103,787	103,787
101-640-90248	2.00	JUVENILE DEPT SUPERVISOR	83,246	87,246	89,837	165,459	165,459	165,459
101-640-90250		ADMINISTRATIVE ASSISTANT	41,924	43,934	45,240	-	-	-
101-640-90308	2.00	JUVENILE COUNSELOR	187,308	196,652	200,342	214,211	214,211	214,211
101-640-90329	12.00	JUVENILE FACILITY COUNSELOR	616,191	590,274	645,555	623,777	623,777	623,777
101-640-90331	1.00	OFFICE SPECIALIST	11,644	35,501	36,560	39,570	39,570	39,570
101-640-90382	4.00	YOUTH CARE SPECIALIST	-	-	-	153,287	153,287	153,287
101-640-90420		ON CALL EMPLOYEE	77,733	86,926	95,000	35,000	35,000	35,000
101-640-90501		OVERTIME	538	113	1,200	1,200	1,200	1,200
101-640-90504		COMP TIME PAY OFF	-	2,428	500	500	500	500
101-640-90603		TELEPHONE STIPEND	-	735	1,680	1,680	1,680	1,680
101-640-90801		FICA	85,328	87,717	95,073	105,140	105,140	105,140
101-640-90802		401(K) RETIREMENT	118,694	121,558	126,257	147,331	147,331	147,331
101-640-90804		HEALTH INSURANCE	206,099	215,816	267,951	348,939	348,939	348,939
101-640-90805		DENTAL INSURANCE	27,070	25,196	29,322	36,255	36,255	36,255
101-640-90806		LIFE INSURANCE	707	682	1,390	1,606	1,606	1,606
101-640-90807		LTD INSURANCE	8,889	8,760	11,718	13,676	13,676	13,676
101-640-90808		WORKER'S COMPENSATION	51,605	51,907	61,010	69,422	69,422	69,422
101-640-90809		UNEMPLOYMENT	5,787	5,961	3,107	6,872	6,872	6,872
101-640-90810		PEHP	899	864	1,980	1,980	1,980	1,980
101-640-90812		HEALTH SAVINGS ACCOUNT	46,769	48,769	48,900	57,900	57,900	57,900
22.30		TOTAL PERSONNEL SERVICES	1,708,896	1,759,385	1,889,494	2,163,499	2,163,499	2,163,499
<u>MATERIALS & SERVICES</u>								
101-640-91001		PAYROLL PROCESSING COST	-	-	4,099	5,148	5,148	5,148
101-640-91101		TRAVEL EXPENSE	829	1,364	1,500	1,000	1,000	1,000
101-640-91102		FLEET SERVICES	16,869	13,232	17,300	17,300	17,300	17,300
101-640-91201		MEALS & LODGING	2,052	2,090	2,500	4,000	4,000	4,000
101-640-91401		TELEPHONE	1,896	1,796	2,000	2,000	2,000	2,000
101-640-91501		POSTAGE	421	414	750	600	600	600
101-640-91601		PRINTING & PUBLICATIONS	628	1,203	1,000	700	700	700
101-640-91903		SHELTER RESIDENT ALLOWANCES	158	121	300	2,400	2,400	2,400
101-640-92001		UTILITIES	15,655	16,307	15,600	15,600	15,600	15,600
101-640-92101		EQUIPMENT REPAIR	2,128	75	2,000	2,000	2,000	2,000
101-640-92801		PROFESSIONAL SERVICES	12,029	8,411	5,000	5,000	5,000	5,000
101-640-92802		PROFESSIONAL CONFERENCE	1,960	1,341	2,500	3,000	3,000	3,000
101-640-92812		PSYCHOLOGICAL SERVICES	5,600	2,150	5,000	3,000	3,000	3,000

LINCOLN COUNTY
FY 2019-20 ANNUAL BUDGET
Fund: 101 GENERAL FUND

Account #	Budgeted FTE	2016-17 Actual	2017-18 Actual	2018-19 Budget	2019-20 Proposed Budget	2019-20 Approved Budget	2019-20 Adopted Budget
Department: 640 - JUVENILE DETENTION & SHELTER							
101-640-92901	MEMBERSHIP FEES & DUES	1,384	1,382	1,400	1,300	1,300	1,300
101-640-93262	JCP INDIVIDUALIZED SERVICES EXPENSE	-	-	-	3,600	3,600	3,600
101-640-93301	MAINTENANCE AGREEMENTS	2,343	2,406	2,200	3,000	3,000	3,000
101-640-93901	CONTRACTUAL SERVICES	1,873	7,894	7,500	10,000	10,000	10,000
101-640-93934	RESTITUTION AND FINES	1,453	2,219	1,500	-	-	-
101-640-93937	JUVENILE CRIME PREVENTION PASS THROUGH	-	28,793	22,500	22,500	22,500	22,500
101-640-93953	CSD REIMBURSE/OYA DIVERSION EXPENSE	6,562	11,334	38,590	39,428	39,428	39,428
101-640-93988	JUVENILE CRIME PREVENTION EXPENSE	-	-	-	46,455	46,455	46,455
101-640-94101	OFFICE SUPPLIES	923	1,428	1,550	3,000	3,000	3,000
101-640-94102	FURNITURE & EQUIP < \$10,000	1,551	3,536	15,000	15,000	15,000	15,000
101-640-94103	OPERATING SUPPLIES	1,134	2,884	24,500	62,000	62,000	62,000
101-640-94601	FOOD & CLOTHING	7,271	5,829	7,250	64,000	64,000	64,000
101-640-95101	MED/LAB/XRAY	640	552	1,200	1,200	1,200	1,200
101-640-95201	EDUCATION & LIBRARY	388	829	1,000	1,000	1,000	1,000
101-640-95202	CONTINUING EDUCATION	150	830	3,500	25,000	25,000	25,000
TOTAL MATERIALS & SERVICES		85,899	118,419	187,239	359,231	359,231	359,231
TOTAL DEPARTMENT EXPENDITURES		1,794,795	1,877,804	2,076,733	2,522,730	2,522,730	2,522,730

LINCOLN COUNTY, OREGON

GENERAL FUND (101)

DEPARTMENT: OTHER REQUIREMENTS-PUBLIC SAFETY (992)

A PUBLIC SAFETY PROGRAM

OBJECTIVES: To provide accounting and funding for public safety related functions including Emergency 911 Dispatch, Emergency Services, Predator Control, and Courtroom Security Measures. Law enforcement related grant funds are included.

WORK PLAN SUMMARY: Participate with federal and state agencies in funding a trapper program (predator control), managing public safety related expenditures and grants. Fund Public Safety dispatch operations, account for Public Safety capital items, transfers and one-time grant opportunities.

REVENUE AND EXPENDITURE SUMMARY

	Actual	Actual	Budget	Proposed	Approved	Adopted
	<u>2016-17</u>	<u>2017-18</u>	<u>2018-19</u>	<u>2019-20</u>	<u>2019-20</u>	<u>2019-20</u>
Total Revenue	161,005	356,644	279,857	132,856	132,856	312,856
Materials & Services	588,538	617,810	713,761	618,577	618,577	618,577
Capital Outlay	215,136	273,886	100,000	10,000	10,000	190,000
Transfers	86,321	32,975	32,811	34,245	34,245	34,245
Total Expenditures	889,995	924,671	846,572	662,822	662,822	842,822

INTERRELATIONSHIPS: Work with federal, state, and other agencies to meet the needs of the citizens of the County by providing funds and/or matching funds for programs when possible and by cooperating and participating in intergovernmental associations.

LINCOLN COUNTY
FY 2019-20 ANNUAL BUDGET
Fund: 101 GENERAL FUND

Account #		2016-17 Actual	2017-18 Actual	2018-19 Budget	2019-20 Proposed Budget	2019-20 Approved Budget	2019-20 Adopted Budget
Department: 992 - OTHER PUBLIC SAFETY							
REVENUE							
101-992-33101	2019 HOMELAND SECURITY - INCIDENT TRAILER	-	-	-	-	-	180,000
101-992-33102	HOMELAND SECURITY-CERT KITS	-	-	5,977	6,856	6,856	6,856
101-992-33104	CERT ADMIN CONTINUITY DEVEL PROJECT	5,126	-	-	-	-	-
101-992-33139	COUNTYWIDE COMMUNICATIONS PLAN GRANT	35,000	-	-	-	-	-
101-992-33160	COURT FINES(CH SECURITY ACT)	105,397	61,956	185,000	90,000	90,000	90,000
101-992-33168	HAZMAT EMERGENCY PREP GRANT	-	6,372	-	-	-	-
101-992-33171	2019 HAZMAT EMERGENCY PREPAREDNESS GRANT	-	-	-	16,000	16,000	16,000
101-992-33172	HEALTHCARE PREPAREDNESS	15,482	34,022	15,000	-	-	-
101-992-33173	2019 HEALTHCARE PREPAREDNESS GRANT	-	-	-	20,000	20,000	20,000
101-992-33178	2018 HOMELAND SECURITY- TRAILER	-	-	19,070	-	-	-
101-992-33206	CONF TRIBES OF SILETZ GRANT	-	-	14,763	-	-	-
101-992-33209	2017 STATE HOMELAND SECURITY GRANT	-	-	25,047	-	-	-
101-992-36710	SALE OF EQUIPMENT	-	-	15,000	-	-	-
101-992-39101	TRANSFER FR COMMUNITY CORRECTIONS	-	254,294	-	-	-	-
	TOTAL REVENUE	161,005	356,644	279,857	132,856	132,856	312,856
EXPENDITURES							
MATERIALS & SERVICES							
101-992-92918	CERT ADMIN CONTINUITY DEVEL PROJ EXP	5,126	-	-	-	-	-
101-992-92924	HOMELAND SECURITY CERT KITS	-	-	5,977	6,856	6,856	6,856
101-992-92925	2017 STATE HOMELAND SECURITY GRANT	-	13,775	25,047	-	-	-
101-992-92928	2018 HOMELAND SECURITY- TRAILER	-	-	19,070	-	-	-
101-992-93901	CONTRACTUAL SERVICES-WVCC	444,026	470,209	498,904	540,721	540,721	540,721
101-992-93909	COURTHOUSE SECURITY	58,473	61,956	85,000	-	-	-
101-992-93916	HAZMAT EMERGENCY PREP GRANT	584	8,107	-	-	-	-
101-992-93917	2019 HAZMAT PREPAREDNESS GRANT EXPENSE	-	-	-	16,000	16,000	16,000
101-992-93943	PREDATOR CONTROL	30,000	30,000	35,000	35,000	35,000	35,000
101-992-93969	COUNTYWIDE COMM PLAN GRANT EXPENSE	35,000	-	-	-	-	-
101-992-94013	HEALTHCARE PREP GRANT EXP	15,329	33,764	15,000	-	-	-
101-992-94014	2019 HEALTHCARE PREP GRANT EXPENSE	-	-	-	20,000	20,000	20,000
101-992-94102	FURNITURE & EQUIP <\$10,000	-	-	29,763	-	-	-
	TOTAL MATERIALS & SERVICES	588,538	617,810	713,761	618,577	618,577	618,577
CAPITAL OUTLAY							
101-992-97102	PROPERTY PURCHASE - TRANSITIONAL HOUSING	-	254,294	-	-	-	-
101-992-98202	EQUIPMENT	24,206	-	-	-	-	-
101-992-98205	JAIL CAMERA SYSTEM UPGRADE	70,977	9,642	-	-	-	-
101-992-98206	3D LASER SCANNER FORENSIC MEASURING DEVICE	35,032	-	-	-	-	-
101-992-98801	COURTROOM SECURITY PROGRAM	51,774	-	100,000	10,000	10,000	10,000
101-992-98802	SPECIAL COURTHOUSE SECURITY PROJECT	24,647	-	-	-	-	-
101-992-98812	RECORDS MANAGEMENT SYSTEM	8,500	9,950	-	-	-	-
101-992-98815	HS GRANT - MOBILE INCIDENT TRAILER	-	-	-	-	-	180,000
	TOTAL CAPITAL OUTLAY	215,136	273,886	100,000	10,000	10,000	190,000
TRANSFERS							
101-992-99291	TRANSFER TO RADIO COMM FUND	86,321	32,975	32,811	34,245	34,245	34,245
	TOTAL TRANSFERS	86,321	32,975	32,811	34,245	34,245	34,245
	TOTAL DEPARTMENT EXPENDITURES	889,994	924,670	846,572	662,822	662,822	842,822

**LINCOLN COUNTY
FY 2018-19 ANNUAL BUDGET
GENERAL FUND**

	2016-17 Actual	2017-18 Actual	2018-19 Budget	2019-20 Proposed Budget	2019-20 Approved Budget	2019-20 Adopted Budget
COMMUNITY SERVICE PROGRAM SUMMARY						
REVENUE						
31XXX TAXES	397,002	349,673	325,000	375,000	375,000	375,000
33XXX INTERGOVERNMENTAL	318,635	224,274	371,547	334,100	334,100	334,100
34XXX CHARGES FOR SERVICES	285,423	461,327	252,275	110,200	110,200	110,200
36XXX MISCELLANEOUS	7,688	481	-	-	-	-
40XXX BEGINNING BALANCE	1,060	-	31,394	-	-	-
TOTAL REVENUE	1,009,808	1,035,754	980,216	819,300	819,300	819,300
EXPENDITURES						
PERSONNEL SERVICES	451,584	496,336	590,653	625,202	625,202	625,202
MATERIALS & SERVICES	1,216,916	1,444,039	1,283,829	1,385,514	1,385,514	1,420,514
CAPITAL OUTLAY	121,972	13,920	372,750	317,268	317,268	317,268
TOTAL EXPENDITURES	1,790,473	1,954,295	2,247,232	2,327,984	2,327,984	2,362,984
OTHER APPROPRIATIONS						
TRANS TO PUBLIC HEALTH FUND	307,500	407,500	411,725	386,227	386,227	386,227

TOTAL # FTE: 7.00

LINCOLN COUNTY, OREGON

GENERAL FUND (101)

DEPARTMENT: VETERAN'S SERVICES (080)

A GENERAL GOVERNMENT PROGRAM

OBJECTIVE: Services include instructing and assisting veterans and/or their dependents/survivors with disability claims, compensation, pensions, burial benefits, educational benefits, appeals, locating military service records and documents, military medical records, disability upgrades, veterans mortgage eligibility certificates (state and federal) and, in general, assist with all matters involving veterans.

WORK PLAN SUMMARY: To advocate for the veteran to the Veterans Administration through the Oregon Department of Veterans Affairs and/or other veteran service organizations or agencies to obtain their entitled benefits in the most efficient and professional manner possible.

REVENUE AND EXPENDITURE SUMMARY

	Actual <u>2016-17</u>	Actual <u>2017-18</u>	Budget <u>2018-19</u>	Proposed <u>2019-20</u>	Approved <u>2019-20</u>	Adopted <u>2019-20</u>
Total Revenue	54,460	101,072	132,416	105,000	105,000	105,000
Personnel Services	159,175	157,758	219,975	235,923	235,923	235,923
Materials & Services	32,842	50,311	62,006	62,018	62,018	62,018
Total Expenditures	192,017	208,069	281,981	297,941	297,941	297,941
Full-Time Positions	1.80	2.00	2.80	3.00	3.00	3.00

EFFECTIVENESS INDICATORS: Prior to FY 2006-2007, the Veteran Services Office was budgeted for the employment of one .80 FTE and the average annual veteran's benefit claims award was approximately \$250,000. Since FY 2006-2007 to present, the Veteran Services office, with 2.0 FTE budgeted has brought over \$11 million dollars in veteran benefits to Lincoln County veterans in the form of service connected disability compensation and non-service connected disability pensions for disabled veterans, widows, and survivors to eligible County residents. Total VA benefits paid to Lincoln County Veterans as of FY 2014 were in excess of \$40 million. In 2006, SB1100 was enacted by the state legislature for enlargement and enhancement of veteran services statewide. About \$40,000 in state funding is now provided each fiscal year to Lincoln County for Veteran Services.

INTERRELATIONSHIPS: The Veteran Services Office works closely with the Oregon Department of Veterans Affairs, senior and disability services, local hospitals, assisted living facilities, the state employment office, the Veterans Administration, all county offices, Veterans organizations (local, state and national) and various other local service offices.

LINCOLN COUNTY
FY 2019-20 ANNUAL BUDGET
Fund: 101 GENERAL FUND

Account #	Budgeted FTE		2016-17 Actual	2017-18 Actual	2018-19 Budget	2019-20 Proposed Budget	2019-20 Approved Budget	2019-20 Adopted Budget
Department: 080 - VETERANS' SERVICES								
REVENUE								
101-080-33210		STATE VETS ENHANCEMENT FUNDS	-	-	31,394	-	-	-
101-080-33909		OFFICE REIMBURSEMENT-VA	53,400	101,072	69,628	105,000	105,000	105,000
101-080-40002		BEGINNING BALANCE-VA OUTREACH	1,060	-	31,394	-	-	-
TOTAL REVENUE			54,460	101,072	132,416	105,000	105,000	105,000
EXPENDITURES								
PERSONNEL SERVICES								
101-080-90226	1.00	VETERANS SERVICE OFFICER	67,301	57,042	58,739	61,724	61,724	61,724
101-080-90250	1.00	ADMINISTRATIVE ASSISTANT	-	-	28,325	41,698	41,698	41,698
101-080-90280	1.00	VETERANS SERVICE COORDINATOR	34,818	42,385	43,600	47,190	47,190	47,190
101-080-90801		FICA	7,254	6,942	9,996	11,522	11,522	11,522
101-080-90802		401(K) RETIREMENT	11,233	10,937	14,373	16,567	16,567	16,567
101-080-90804		HEALTH INSURANCE	24,866	28,605	46,287	39,717	39,717	39,717
101-080-90805		DENTAL INSURANCE	3,101	3,232	5,023	3,878	3,878	3,878
101-080-90806		LIFE INSURANCE	72	75	216	216	216	216
101-080-90807		LTD INSURANCE	743	822	1,336	1,540	1,540	1,540
101-080-90808		WORKER'S COMPENSATION	1,024	862	1,733	1,998	1,998	1,998
101-080-90809		UNEMPLOYMENT	511	497	327	753	753	753
101-080-90810		PEHP	353	360	1,620	1,620	1,620	1,620
101-080-90812		HEALTH SAVINGS ACCOUNT	7,900	6,000	8,400	7,500	7,500	7,500
3.00 TOTAL PERSONNEL SERVICES			159,175	157,758	219,975	235,923	235,923	235,923
MATERIALS & SERVICES								
101-080-91001		PAYROLL PROCESSING COST	-	-	456	468	468	468
101-080-91101		TRAVEL EXPENSE	2,214	5,102	4,200	4,200	4,200	4,200
101-080-91201		MEALS & LODGING	2,878	8,353	5,500	5,500	5,500	5,500
101-080-91401		TELEPHONE	1,841	1,964	1,850	1,850	1,850	1,850
101-080-91501		POSTAGE	1,659	1,102	1,500	1,500	1,500	1,500
101-080-91601		PRINTING & PUBLICATIONS	115	11	-	-	-	-
101-080-92001		UTILITIES	921	993	1,000	1,000	1,000	1,000
101-080-92802		PROFESSIONAL CONFERENCE	300	700	-	-	-	-
101-080-92901		MEMBERSHIP FEES & DUES	30	-	200	200	200	200
101-080-92921		VETS ENHANCED ACTIVITIES	-	-	12,000	12,000	12,000	12,000
101-080-93106		VA SUICIDE PREVENTION GRANT	-	-	-	-	-	-
101-080-93901		CONTRACTUAL SERVICES	7,603	15,903	2,500	2,500	2,500	2,500
101-080-94101		OFFICE SUPPLIES	1,181	822	1,500	1,500	1,500	1,500
101-080-94102		FURNITURE & EQUIP <\$10,000	5,072	-	2,500	2,500	2,500	2,500
101-080-95901		OTHER SUPPLIES	-	-	-	-	-	-
101-080-95927		VA EXTENDED OUTREACH GRANT	1,060	-	-	-	-	-
101-080-96601		RENTALS OF SPACE	7,968	15,360	28,800	28,800	28,800	28,800
TOTAL MATERIALS & SERVICES			32,842	50,311	62,006	62,018	62,018	62,018
TOTAL DEPARTMENT EXPENDITURES			192,017	208,068	281,981	297,941	297,941	297,941

LINCOLN COUNTY, OREGON

GENERAL FUND (101)

DEPARTMENT: PARKS (910)

A COMMUNITY SERVICES PROGRAM

OBJECTIVE: Provide the public with opportunities for quality recreational experiences. Provide for the physical maintenance of the County Park system.

WORK PLAN SUMMARY: Efficiently maintain quality maintenance program for county park system. Emphasis will be placed on the maintenance of current facilities.

REVENUE AND EXPENDITURE SUMMARY

	Actual	Actual	Budget	Proposed	Approved	Adopted
	<u>2016-17</u>	<u>2017-18</u>	<u>2018-19</u>	<u>2019-20</u>	<u>2019-20</u>	<u>2019-20</u>
Total Revenue	309,774	217,742	364,800	333,300	333,300	333,300
Personnel Services	292,409	338,578	370,678	389,279	389,279	389,279
Materials & Services	114,861	132,641	145,157	159,980	159,980	159,980
Capital Outlay	121,972	13,920	372,750	317,268	317,268	317,268
Total Expenditures	529,242	485,139	888,585	866,527	866,527	866,527
Full-Time Positions	3.50	4.00	4.00	4.00	4.00	4.00

BUDGET NOTE: There are grant dollars available from the Oregon State Marine Board, Oregon State Parks, and Oregon Department of Fish and Wildlife that will be used, if received, to develop boat ramps, paved parking, additional campsites, and upgrade restroom facilities.

LINCOLN COUNTY
FY 2019-20 ANNUAL BUDGET
Fund: 101 GENERAL FUND

Account #	Budgeted FTE		2016-17 Actual	2017-18 Actual	2018-19 Budget	2019-20 Proposed Budget	2019-20 Approved Budget	2019-20 Adopted Budget
Department: 910 - PARKS								
REVENUE								
101-910-33167		KNIGHT PARK IMPR OSMB GRANT	45,356	-	-	-	-	-
101-910-33725		STATE MARINE BOARD MAP	49,363	35,100	35,100	35,100	35,100	35,100
101-910-33750		STATE RV LICENSE FEES	92,110	81,805	88,800	90,000	90,000	90,000
101-910-33751		STATE MARINE BOARD GRANT	29,354	-	-	-	-	-
101-910-33762		BROWN PARK GRANT	-	-	138,625	98,000	98,000	98,000
101-910-34705		COUNTY PARKS ALLOCATION	469	515	500	500	500	500
101-910-34710		MOONSHINE PARK CAMPING	53,451	61,049	65,000	72,000	72,000	72,000
101-910-34711		MOONSHINE PARK DAY USE	7,461	7,596	8,500	8,500	8,500	8,500
101-910-34712		MOONSHINE PARK SHOWER	2,475	2,443	2,500	2,500	2,500	2,500
101-910-34713		MOONSHINE PARK WOOD SALES	3,405	4,514	3,800	3,800	3,800	3,800
101-910-34720		ELK CITY PARK CAMPING	6,251	8,608	7,600	8,000	8,000	8,000
101-910-34723		ELK CITY WOOD SALES	395	351	375	400	400	400
101-910-34730		JACK MORGAN RV CAMPING	10,875	13,100	12,500	13,000	13,000	13,000
101-910-34733		JACK MORGAN PARK WOOD SALES	1,121	2,180	1,500	1,500	1,500	1,500
101-910-36990		MISCELLANEOUS	7,688	481	-	-	-	-
TOTAL REVENUE			309,774	217,742	364,800	333,300	333,300	333,300
EXPENDITURES								
PERSONNEL SERVICES								
101-910-90256	1.00	PARKS MAINTENANCE SUPERVISOR	63,007	66,012	67,975	74,664	74,664	74,664
101-910-90309	1.00	PARK WATCHPERSON	37,432	39,228	40,399	43,297	43,297	43,297
101-910-90320	2.00	PARK MAINTENANCE WORKER	61,499	81,778	90,261	94,310	94,310	94,310
101-910-90410		SEASONAL WORKER	12,603	11,168	13,400	17,700	17,700	17,700
101-910-90501		OVERTIME	990	1,928	2,500	2,500	2,500	2,500
101-910-90603		TELEPHONE STIPEND	840	2,100	2,520	2,520	2,520	2,520
101-910-90801		FICA	12,695	14,499	16,605	17,977	17,977	17,977
101-910-90802		401(K) RETIREMENT	18,011	20,993	22,402	23,902	23,902	23,902
101-910-90804		HEALTH INSURANCE	54,220	67,194	77,404	74,687	74,687	74,687
101-910-90805		DENTAL INSURANCE	7,485	8,439	9,105	7,860	7,860	7,860
101-910-90806		LIFE INSURANCE	130	149	288	288	288	288
101-910-90807		LTD INSURANCE	1,354	1,578	2,057	2,196	2,196	2,196
101-910-90808		WORKER'S COMPENSATION	9,081	10,320	12,576	13,615	13,615	13,615
101-910-90809		UNEMPLOYMENT	883	1,011	646	1,223	1,223	1,223
101-910-90810		PEHP	180	180	540	540	540	540
101-910-90812		HEALTH SAVINGS ACCOUNT	12,000	12,000	12,000	12,000	12,000	12,000
4.00		TOTAL PERSONNEL SERVICES	292,409	338,578	370,678	389,279	389,279	389,279
MATERIALS & SERVICES								
101-910-91001		PAYROLL PROCESSING COST	-	-	607	780	780	780
101-910-91101		TRAVEL EXPENSE	-	68	-	-	-	-
101-910-91102		FLEET SERVICES	33,992	38,019	38,000	38,000	38,000	38,000
101-910-91201		MEALS & LODGING	-	509	1,000	1,000	1,000	1,000
101-910-91205		ROOM TAX PAYMENTS	-	-	11,000	13,000	13,000	13,000
101-910-91401		TELEPHONE	1,977	2,343	2,750	2,750	2,750	2,750
101-910-91501		POSTAGE	5	6	75	75	75	75
101-910-91601		PRINTING & PUBLICATIONS	1,703	1,360	1,500	1,500	1,500	1,500
101-910-92001		UTILITIES	20,362	25,290	30,000	30,000	30,000	30,000
101-910-92101		EQUIPMENT REPAIR	519	1,525	750	1,500	1,500	1,500
101-910-92201		BUILDING REPAIR	4,760	3,079	3,000	3,500	3,500	3,500
101-910-92301		GROUND MAINTENANCE	285	1,196	1,000	1,500	1,500	1,500
101-910-92802		PROFESSIONAL CONFERENCE	-	300	500	500	500	500
101-910-92807		DOCTORS/EXAMS	-	-	250	250	250	250

LINCOLN COUNTY
FY 2019-20 ANNUAL BUDGET
Fund: 101 GENERAL FUND

Account #	Budgeted FTE	2016-17 Actual	2017-18 Actual	2018-19 Budget	2019-20 Proposed Budget	2019-20 Approved Budget	2019-20 Adopted Budget
Department: 910 - PARKS							
101-910-92901	MEMBERSHIP FEES & DUES	-	-	500	500	500	500
101-910-93901	CONTRACTUAL SERVICES	22,097	33,733	30,000	35,000	35,000	35,000
101-910-94102	FURNITURE & EQUIP < \$10,000	10,432	11,990	3,500	3,500	3,500	3,500
101-910-94103	OPERATING SUPPLIES	1,912	2,015	1,500	2,000	2,000	2,000
101-910-94210	COPIER SERVICES	69	108	75	125	125	125
101-910-94301	JANITORIAL SUPPLIES	1,242	1,504	1,500	2,000	2,000	2,000
101-910-94602	UNIFORMS	900	937	1,200	1,500	1,500	1,500
101-910-94701	SMALL TOOLS	539	973	750	1,500	1,500	1,500
101-910-94901	GROUND & ROADWAYS	2,747	115	1,750	1,750	1,750	1,750
101-910-95101	MED/LAB/XRAY	105	241	500	500	500	500
101-910-95901	OTHER SUPPLIES	102	583	-	-	-	-
101-910-96701	RENTALS OF EQUIPMENT	-	140	200	1,500	1,500	1,500
101-910-96710	PROPERTY TAXES	24	24	750	750	750	750
101-910-96902	ROAD BILLABLE COSTS	11,089	6,582	12,500	15,000	15,000	15,000
TOTAL MATERIALS & SERVICES		114,861	132,641	145,157	159,980	159,980	159,980
CAPITAL OUTLAY							
101-910-97501	STRUCTURES & IMPROVEMENTS	-	-	-	40,018	40,018	40,018
101-910-97610	MOONSHINE PARK IMPROVEMENTS	21,810	9,420	10,000	10,000	10,000	10,000
101-910-97611	KNIGHT PARK IMPROVEMENTS	92,677	-	-	-	-	-
101-910-97614	ALSEA (LINDLY) PARK IMPROVEMENTS	6,871	4,500	85,500	80,000	80,000	80,000
101-910-97618	OJALLA PARK MARINE BOARD GRANT	614	-	-	-	-	-
101-910-97619	BROWN PARK IMPROVEMENTS	-	-	277,250	187,250	187,250	187,250
TOTAL CAPITAL OUTLAY		121,972	13,920	372,750	317,268	317,268	317,268
TOTAL DEPARTMENT EXPENDITURES		529,242	485,139	888,585	866,527	866,527	866,527

LINCOLN COUNTY, OREGON

GENERAL FUND (101)

DEPARTMENT: OTHER REQUIREMENTS-COMMUNITY SERVICES (993)

A COMMUNITY SERVICES PROGRAM

OBJECTIVES: To provide accounting and funding for inter-fund transfers for Human Services; to budget and account for funds provided to nonprofit agencies that receive funding from the County for part of their budget through the non-profit social service agency funding program; account for certain transient room tax allocations as provided under County code; provide historical societies' funding; account for miscellaneous social services and pilot projects.

WORK PLAN SUMMARY: Provide for Community Services that are not mandated by law, but which are highly desired by taxpayers. This includes a limited funding level for non-County, not-for-profit agencies as well as economic development from room taxes.

REVENUE AND EXPENDITURE SUMMARY

	Actual <u>2016-17</u>	Actual <u>2017-18</u>	Budget <u>2018-19</u>	Proposed <u>2019-20</u>	Approved <u>2019-20</u>	Adopted <u>2019-20</u>
Total Revenue	645,574	716,940	483,000	381,000	381,000	381,000
Materials & Services	1,069,213	1,261,088	1,076,666	1,163,516	1,163,516	1,163,516
Transfers	307,500	407,500	411,725	386,227	386,227	386,227
Total Expenditures	1,376,713	1,668,588	1,488,391	1,549,743	1,549,743	1,549,743

INTERRELATIONSHIPS: Work with federal, state, non-profit and not-for-profit agencies to meet the needs of the citizens of the county by providing matching funds for programs when possible and by cooperating and participating in intergovernmental associations.

LINCOLN COUNTY
FY 2019-20 ANNUAL BUDGET
Fund: 101 GENERAL FUND

Account #		2016-17 Actual	2017-18 Actual	2018-19 Budget	2019-20 Proposed Budget	2019-20 Approved Budget	2019-20 Adopted Budget
Department: 993 - OTHER COMMUNITY SERVICES							
<u>REVENUE</u>							
101-993-31602	TRANSIENT ROOM TAX - AQUARIUM	224,277	246,373	225,000	250,000	250,000	250,000
101-993-31610	TRANSIENT ROOM TAX - ECON DEVEL	172,725	103,300	100,000	125,000	125,000	125,000
101-993-33103	JUVENILE CRIME PREVENTION GRANT	40,699	-	-	-	-	-
101-993-33153	CRIMINAL FINES & ASSESSMENTS	8,353	6,296	8,000	6,000	6,000	6,000
101-993-34516	MEDICAID FEE REIMBURSEMENT	199,521	360,971	150,000	-	-	-
	TOTAL REVENUE	645,574	716,940	483,000	381,000	381,000	381,000
<u>EXPENDITURES</u>							
<u>MATERIALS & SERVICES</u>							
101-993-93901	CONTRACTUAL SERVICES	-	-	-	20,000	20,000	20,000
101-993-93903	TRANSIENT ROOM TAX PAYMENTS - ECON DEVEL	179,490	103,300	100,000	125,000	125,000	125,000
101-993-93918	COUNTY AGENCIES	175,138	159,720	180,000	186,000	186,000	186,000
101-993-93919	ALSI HISTORICAL SOCIETY	11,597	11,950	12,309	12,678	12,678	13,880
101-993-93920	YAQUINA RR SOCIETY	24,491	25,225	25,982	26,761	26,761	29,298
101-993-93921	LINCOLN COUNTY HISTORICAL SOCIETY	226,836	233,650	240,660	247,880	247,880	271,381
101-993-93922	NORTH LINCOLN HISTORICAL SOC	70,050	72,150	74,315	76,544	76,544	83,801
101-993-93927	DONATIONS PROJECT HOMELESS	3,000	3,283	3,250	3,348	3,348	3,348
101-993-93928	TOLEDO HISTORY CENTER	2,000	5,000	5,150	5,305	5,305	5,808
101-993-93937	JUVENILE CRIME PREVENTION PASS THROUGH	32,556	-	-	-	-	-
101-993-93941	TRANSIENT ROOM TAX - AQUARIUM	172,776	301,062	225,000	250,000	250,000	250,000
101-993-93982	HOMELESS PILOT PROJECT	-	-	60,000	60,000	60,000	60,000
101-993-95935	TCM PAYBACK EXP - MEDICAID	171,279	345,748	150,000	150,000	150,000	150,000
	TOTAL MATERIALS & SERVICES	1,069,213	1,261,088	1,076,666	1,163,516	1,163,516	1,198,516
<u>TRANSFERS</u>							
101-993-99208	TRANSFER TO PUBLIC HEALTH FUND	307,500	407,500	411,725	386,227	386,227	386,227
	TOTAL TRANSFERS	307,500	407,500	411,725	386,227	386,227	386,227
	TOTAL DEPARTMENT EXPENDITURES	1,376,713	1,668,588	1,488,391	1,549,743	1,549,743	1,584,743

LINCOLN COUNTY
FY 2019-20 ANNUAL BUDGET
Fund: 101 GENERAL FUND

Account #		2016-17 Actual	2017-18 Actual	2018-19 Budget	2019-20 Proposed Budget	2019-20 Approved Budget	2019-20 Adopted Budget
Department: 127 - ELECTRONIC HOME DETENTION (CLOSED)							
<u>REVENUE</u>							
101-127-33910	SVDO REIMBURSEMENT	904	-	-	-	-	-
101-127-34128	EHD FEES	1,640	1,443	19,000	-	-	-
	TOTAL REVENUE	2,544	1,443	19,000	-	-	-
<u>EXPENDITURES</u>							
<u>PERSONNEL SERVICES</u>							
101-127-90310	PAROLE & PROBATION OFFICER	27,407	28,024	21,176	-	-	-
101-127-90801	FICA	1,918	1,949	1,620	-	-	-
101-127-90802	401(K) RETIREMENT	3,016	3,082	2,329	-	-	-
101-127-90804	HEALTH INSURANCE	5,026	5,029	4,209	-	-	-
101-127-90805	DENTAL INSURANCE	580	474	368	-	-	-
101-127-90806	LIFE INSURANCE	15	13	29	-	-	-
101-127-90807	LTD INSURANCE	225	230	217	-	-	-
101-127-90808	WORKER'S COMPENSATION	1,223	1,419	1,093	-	-	-
101-127-90809	UNEMPLOYMENT	137	141	53	-	-	-
101-127-90811	DEFERRED COMPENSATION	275	280	212	-	-	-
101-127-90812	HEALTH SAVINGS ACCOUNT	1,200	1,200	900	-	-	-
	TOTAL PERSONNEL SERVICES	41,021	41,839	32,206	-	-	-
<u>MATERIALS & SERVICES</u>							
101-127-91102	FLEET SERVICES	420	348	500	-	-	-
101-127-93901	CONTRACTUAL SERVICES	2,142	1,695	19,000	-	-	-
	TOTAL MATERIALS & SERVICES	2,563	2,043	19,500	-	-	-
	TOTAL DEPARTMENT EXPENDITURES	43,584	43,883	51,706	-	-	-

**LINCOLN COUNTY
FY 2019-20 ANNUAL BUDGET
Fund: 101 GENERAL FUND**

Account #		2016-17 Actual	2017-18 Actual	2018-19 Budget	2019-20 Proposed Budget	2019-20 Approved Budget	2019-20 Adopted Budget
Department: 159 - CRIMINAL FORFEITURE (CLOSED)							
<u>REVENUE</u>							
101-159-40000	BEGINNING BALANCE	2,618	-	-	-	-	-
	TOTAL REVENUE	2,618	-	-	-	-	-
<u>EXPENDITURES</u>							
<u>MATERIALS & SERVICES</u>							
101-159-92801	PROFESSIONAL SERVICES	2,618	-	-	-	-	-
	TOTAL MATERIALS & SERVICES	2,618	-	-	-	-	-
	TOTAL DEPARTMENT EXPENDITURES	2,618	-	-	-	-	-

LINCOLN COUNTY
FY 2019-20 ANNUAL BUDGET
Fund: 101 GENERAL FUND

Account #		2016-17 Actual	2017-18 Actual	2018-19 Budget	2019-20 Proposed Budget	2019-20 Approved Budget	2019-20 Adopted Budget
Department: 209 - PATROL GRANTS (CLOSED)							
<u>REVENUE</u>							
101-209-33221	SAFETY BELT ENFORCEMENT GRANT	-	2,967	-	-	-	-
101-209-33229	OREGON STATE PARKS	17,454	16,189	-	-	-	-
TOTAL REVENUE		17,454	19,156	-	-	-	-
<u>EXPENDITURES</u>							
<u>PERSONNEL SERVICES</u>							
101-209-90420	ON CALL EMPLOYEE	17,524	15,039	-	-	-	-
101-209-90507	OVERTIME - SAFETY BELT ENFORCEMENT	-	2,753	-	-	-	-
101-209-90516	OVERTIME - STATE PARKS	-	556	-	-	-	-
101-209-90801	FICA	1,341	1,398	-	-	-	-
101-209-90803	RETIREMENT / PERS	-	389	-	-	-	-
101-209-90804	HEALTH INSURANCE	-	308	-	-	-	-
101-209-90805	DENTAL INSURANCE	-	33	-	-	-	-
101-209-90806	LIFE INSURANCE	-	1	-	-	-	-
101-209-90807	LTD INSURANCE	-	23	-	-	-	-
101-209-90808	WORKER'S COMPENSATION	856	872	-	-	-	-
101-209-90809	UNEMPLOYMENT	88	92	-	-	-	-
101-209-90812	HEALTH SAVINGS ACCOUNT	-	287	-	-	-	-
TOTAL PERSONNEL SERVICES		19,809	21,750	-	-	-	-
TOTAL DEPARTMENT EXPENDITURES		19,809	21,750	-	-	-	-

LINCOLN COUNTY
FY 2019-20 ANNUAL BUDGET
Fund: 101 GENERAL FUND

Account #		2016-17 Actual	2017-18 Actual	2018-19 Budget	2019-20 Proposed Budget	2019-20 Approved Budget	2019-20 Adopted Budget
Department: 214 - WALDPOR CONTRACT (CLOSED)							
REVENUE							
101-214-33120	WALDPOR CONTRACT	334,368	330,652	347,916	-	-	-
	TOTAL REVENUE	334,368	330,652	347,916	-	-	-
EXPENDITURES							
PERSONNEL SERVICES							
101-214-90322	SUPPORT SERVICES SPECIALIST	19,940	21,959	23,805	-	-	-
101-214-90334	PATROL DEPUTY	114,613	118,972	132,096	-	-	-
101-214-90501	OVERTIME	16,108	11,585	15,000	-	-	-
101-214-90504	COMP TIME PAY OFF	3,518	5,522	550	-	-	-
101-214-90601	HOLIDAY PAY	6,401	6,359	6,000	-	-	-
101-214-90602	CLEANING ALLOWANCE	1,500	1,513	1,500	-	-	-
101-214-90603	TELEPHONE STIPEND	1,750	1,330	840	-	-	-
101-214-90605	EDUCATION INCENTIVE	3,600	4,550	4,800	-	-	-
101-214-90801	FICA	12,145	12,552	14,121	-	-	-
101-214-90802	401(K) RETIREMENT	2,244	2,497	2,651	-	-	-
101-214-90803	RETIREMENT / PERS	18,609	21,937	24,073	-	-	-
101-214-90804	HEALTH INSURANCE	24,118	22,239	22,162	-	-	-
101-214-90805	DENTAL INSURANCE	3,208	2,551	2,118	-	-	-
101-214-90806	LIFE INSURANCE	79	80	180	-	-	-
101-214-90807	LTD INSURANCE	1,381	1,397	1,667	-	-	-
101-214-90808	WORKER'S COMPENSATION	7,396	7,501	9,528	-	-	-
101-214-90809	UNEMPLOYMENT	836	860	461	-	-	-
101-214-90812	HEALTH SAVINGS ACCOUNT	4,500	2,250	5,250	-	-	-
	TOTAL PERSONNEL SERVICES	241,947	245,653	266,802	-	-	-
MATERIALS & SERVICES							
101-214-91001	PAYROLL PROCESSING COST	-	-	380	-	-	-
101-214-91102	FLEET SERVICES	28,950	26,295	31,400	-	-	-
101-214-91201	MEALS & LODGING	-	4,480	1,000	-	-	-
101-214-91401	TELEPHONE	1,032	1,042	1,200	-	-	-
101-214-93901	CONTRACTUAL SERVICES	195	300	1,000	-	-	-
101-214-94102	FURNITURE & EQUIP < \$10,000	5,588	4,858	7,500	-	-	-
101-214-94602	UNIFORMS	1,274	5,092	1,200	-	-	-
101-214-95202	CONTINUING EDUCATION	-	825	1,000	-	-	-
101-214-95904	AMMUNITION/FIREARMS	1,088	-	1,000	-	-	-
101-214-96901	INDIRECT COST ALLOCATION	32,671	32,864	35,434	-	-	-
	TOTAL MATERIALS & SERVICES	70,798	75,756	81,114	-	-	-
	TOTAL DEPARTMENT EXPENDITURES	312,745	321,409	347,916	-	-	-

LINCOLN COUNTY
FY 2019-20 ANNUAL BUDGET
Fund: 208 PUBLIC HEALTH FUND

Account #	Budgeted FTE		2016-17 Actual	2017-18 Actual	2018-19 Budget	2019-20 Proposed Budget	2019-20 Approved Budget	2019-20 Adopted Budget
FUND SUMMARY								
REVENUE								
33XXX		INTERGOVERNMENTAL	1,663,858	1,670,383	2,064,271	2,531,900	2,531,900	2,531,900
34XXX		CHARGES FOR SERVICES	2,945,223	3,684,083	3,425,920	3,856,743	3,856,743	3,856,743
36XXX		MISCELLANEOUS	62,527	58,979	74,100	67,800	67,800	67,800
39XXX		TRANSFERS FROM OTHER FUNDS	389,417	475,517	411,725	880,006	880,006	880,006
40XXX		BEGINNING BALANCE	135,743	93,488	348,664	618,519	618,519	618,519
		TOTAL REVENUE	5,196,768	5,982,450	6,324,680	7,954,968	7,954,968	7,954,968
EXPENDITURES								
		PERSONNEL SERVICES	3,893,521	4,313,912	4,643,969	5,808,438	5,808,438	5,808,438
		MATERIALS & SERVICES	1,209,760	1,163,143	1,497,365	1,911,111	1,911,111	1,911,111
		CAPITAL OUTLAY	-	14,948	-	-	-	-
		CONTINGENCY	-	-	183,346	235,419	235,419	235,419
		TOTAL EXPENDITURES	5,103,281	5,492,004	6,324,680	7,954,968	7,954,968	7,954,968
		<i>REVENUE OVER(UNDER) EXPENDITURES</i>	<i>93,487</i>	<i>490,446</i>	<i>-</i>	<i>-</i>	<i>-</i>	<i>-</i>
REVENUE BY DEPARTMENT								
375		SOLID WASTE DISPOSAL	93,405	80,194	80,444	105,690	105,690	105,690
401		PUBLIC HEALTH ACCREDITATION	58,738	27,111	30,146	20,603	20,603	20,603
405		COMMUNICABLE DISEASE	347,117	308,924	139,254	177,307	177,307	177,307
407		PUBLIC HEALTH - PREVENTION	144,326	221,801	86,998	66,575	66,575	66,575
410		HHS ADMINISTRATION	1,992,585	2,392,592	2,310,070	2,112,702	2,112,702	2,112,702
411		MATERNAL/CHILD HEALTH HOME VISITING	497,295	362,326	426,174	375,758	375,758	375,758
412		NURSE/FAMILY PARTNERSHIP	606,269	707,506	676,000	719,122	719,122	719,122
413		WOMEN, INFANTS & CHILDREN (WIC)	277,143	385,410	404,154	427,169	427,169	427,169
414		TOBACCO EDUCATION/PREVENTION	68,134	93,599	84,676	79,561	79,561	79,561
417		PARENTS AS TEACHERS PROGRAM	271,887	421,002	431,884	448,346	448,346	448,346
422		DEVELOPMENTAL DISABILITIES	-	-	-	1,473,779	1,473,779	1,473,779
430		ADDICTIONS PREVENTION	135,246	174,607	396,497	474,771	474,771	474,771
434		HHS EMERGENCY PREPAREDNESS	20,218	50,754	31,142	56,650	56,650	56,650
440		ENVIRONMENTAL HEALTH	340,174	352,069	389,155	455,977	455,977	455,977
441		VITAL STATISTICS	59,948	57,255	55,900	68,116	68,116	68,116
452		HIV PREVENTION	-	61,523	377,033	548,159	548,159	548,159
457		IMMUNIZATION ACTION PROGRAM	13,718	42,629	204,312	275,862	275,862	275,862
461		MATERNAL/CHILD POPULATION HEALTH	29,899	33,789	31,465	31,848	31,848	31,848
490		SAFE DRINKING WATER	26,484	26,483	36,483	36,973	36,973	36,973
408		MENTAL HEALTH FIRST AID (CLOSED)	86,092	68,677	-	-	-	-
409		SPOF-PFS GRANT (CLOSED)	128,089	114,199	132,893	-	-	-
		TOTAL REVENUE	5,196,768	5,982,450	6,324,680	7,954,968	7,954,968	7,954,968
EXPENDITURES BY DEPARTMENT								
375	0.50	SOLID WASTE DISPOSAL	57,323	59,843	61,182	72,168	72,168	72,168
401	0.10	PUBLIC HEALTH ACCREDITATION	70,362	36,878	27,036	20,604	20,604	20,604
405	1.10	COMMUNICABLE DISEASE	324,095	208,307	139,254	137,863	137,863	137,863
407	0.50	PUBLIC HEALTH - PREVENTION	91,538	156,820	97,363	45,381	45,381	45,381
410	16.85	HHS ADMINISTRATION	1,999,571	2,393,171	2,524,931	2,348,113	2,348,113	2,348,113
411	3.00	MATERNAL/CHILD HEALTH HOME VISITING	444,984	305,819	454,960	394,542	394,542	394,542
412	5.10	NURSE/FAMILY PARTNERSHIP	573,442	626,679	629,685	709,709	709,709	709,709
413	4.00	WOMEN, INFANTS & CHILDREN (WIC)	347,623	345,157	390,589	427,169	427,169	427,169
414	0.60	TOBACCO EDUCATION/PREVENTION	83,414	72,955	67,280	58,841	58,841	58,841
417	4.20	PARENTS AS TEACHERS PROGRAM	322,600	394,109	426,804	448,347	448,347	448,347
422	11.25	DEVELOPMENTAL DISABILITIES	-	-	-	1,375,144	1,375,144	1,375,144
430	2.50	ADDICTIONS PREVENTION	60,646	121,841	300,697	497,311	497,311	497,311
434	0.30	HHS EMERGENCY PREPAREDNESS	33,908	30,614	61,759	49,994	49,994	49,994

LINCOLN COUNTY
FY 2019-20 ANNUAL BUDGET
Fund: 208 PUBLIC HEALTH FUND

Account #	Budgeted FTE		2016-17 Actual	2017-18 Actual	2018-19 Budget	2019-20 Proposed Budget	2019-20 Approved Budget	2019-20 Adopted Budget
FUND SUMMARY								
440	3.33	ENVIRONMENTAL HEALTH	323,546	324,111	393,310	455,746	455,746	455,746
441	0.55	VITAL STATISTICS	57,179	54,305	57,824	58,265	58,265	58,265
452	2.34	HIV PREVENTION	-	60,858	283,998	511,888	511,888	511,888
457	2.00	IMMUNIZATION ACTION PROGRAM	18,812	41,320	199,070	253,321	253,321	253,321
461	0.60	MATERNAL/CHILD POPULATION HEALTH	57,996	49,514	49,308	64,162	64,162	64,162
490	0.23	SAFE DRINKING WATER	31,712	27,462	32,862	26,400	26,400	26,400
408		MENTAL HEALTH FIRST AID (CLOSED)	67,062	68,041	-	-	-	-
409		SPOF-PFS GRANT (CLOSED)	137,469	114,199	126,768	-	-	-
	59.05	TOTAL EXPENDITURES	5,103,281	5,492,004	6,324,680	7,954,968	7,954,968	7,954,968
		<i>REVENUE OVER(UNDER) EXPENDITURES</i>	<i>93,487</i>	<i>490,446</i>	<i>-</i>	<i>-</i>	<i>-</i>	<i>-</i>

LINCOLN COUNTY, OREGON
PUBLIC HEALTH FUND (208)
DEPARTMENT: SOLID WASTE DISPOSAL (375)
A COMMUNITY SERVICES PROGRAM

OBJECTIVE: Provide solid waste administration services for Lincoln County as required.

WORK PLAN SUMMARY: Provide administration as per County Code Chapter 2 to administer solid waste franchises including investigation of complaints against franchised collectors, recommendations on rate increases, changes of ownership, or length of franchise. Investigate and enforce solid waste complaints against individuals as provided for in County Code Chapter 2. Serve as Secretary on Solid Waste Consortium; financial functions for the Solid Waste Consortium were assumed by the County Finance office in fall of 2010.

REVENUE AND EXPENDITURE SUMMARY

	Actual <u>2016-17</u>	Actual <u>2017-18</u>	Budget <u>2018-19</u>	Proposed <u>2019-20</u>	Approved <u>2019-20</u>	Adopted <u>2019-20</u>
Total Revenue	93,405	80,194	80,444	105,690	105,690	105,690
Personal Services	50,797	52,139	55,154	65,019	65,019	65,019
Materials & Services	6,526	7,703	6,028	7,149	7,149	7,149
Total Expenditures	57,323	59,842	61,182	72,168	72,168	72,168
Full-Time Positions	0.45	0.45	0.45	0.50	0.50	0.50

EFFECTIVENESS INDICATORS: There were 55 complaints that this program responded to in 2018.

INTERRELATIONSHIPS: Board of County Commissioners, County Legal Counsel, County Treasurer, franchised solid waste collectors, cities within county, Oregon DEQ, local law enforcement officials, Circuit Court, engineering firms working for Consortium, (private) auditors for Consortium.

BUDGET NOTE: Budget is for administrative staff. County membership dues to Consortium/Service District are budgeted elsewhere.

LINCOLN COUNTY
FY 2019-20 ANNUAL BUDGET
Fund: 208 PUBLIC HEALTH FUND

Account #	Budgeted FTE		2016-17 Actual	2017-18 Actual	2018-19 Budget	2019-20 Proposed Budget	2019-20 Approved Budget	2019-20 Adopted Budget
Department: 375 - SOLID WASTE DISPOSAL								
<u>REVENUE</u>								
208-375-34525		FRANCHISE FEES	93,405	80,194	73,000	73,000	73,000	73,000
208-375-40000		BEGINNING BALANCE	-	-	7,444	32,690	32,690	32,690
TOTAL REVENUE			93,405	80,194	80,444	105,690	105,690	105,690
<u>EXPENDITURES</u>								
<u>PERSONNEL SERVICES</u>								
208-375-90230	0.40	ENVIRONMENTAL HEALTH MANAGER	31,059	31,605	31,596	37,945	37,945	37,945
208-375-90362	0.10	OFFICE ASSISTANT 2	4,724	4,807	4,806	5,050	5,050	5,050
208-375-90801		FICA	2,606	2,687	2,785	3,289	3,289	3,289
208-375-90802		401(K) RETIREMENT	3,937	4,005	4,004	4,729	4,729	4,729
208-375-90804		HEALTH INSURANCE	5,544	6,135	6,845	8,016	8,016	8,016
208-375-90805		DENTAL INSURANCE	624	636	656	715	715	715
208-375-90806		LIFE INSURANCE	16	16	32	36	36	36
208-375-90807		LTD INSURANCE	293	298	372	440	440	440
208-375-90808		WORKER'S COMPENSATION	401	356	2,428	2,868	2,868	2,868
208-375-90809		UNEMPLOYMENT	179	182	91	215	215	215
208-375-90810		PEHP	63	63	189	216	216	216
208-375-90812		HEALTH SAVINGS ACCOUNT	1,350	1,350	1,350	1,500	1,500	1,500
TOTAL PERSONNEL SERVICES			50,797	52,139	55,154	65,019	65,019	65,019
<u>MATERIALS & SERVICES</u>								
208-375-91401		TELEPHONE	28	36	35	50	50	50
208-375-91501		POSTAGE	38	20	15	50	50	50
208-375-95910		HHS ADMIN COST ALLOCATION	6,460	7,648	5,978	7,049	7,049	7,049
TOTAL MATERIALS & SERVICES			6,526	7,703	6,028	7,149	7,149	7,149
TOTAL DEPARTMENT EXPENDITURES			57,323	59,843	61,182	72,168	72,168	72,168

LINCOLN COUNTY, OREGON
PUBLIC HEALTH FUND (208)
DEPARTMENT: PUBLIC HEALTH ACCREDITATION (401)
A COMMUNITY SERVICES PROGRAM

OBJECTIVE: To improve and protect the health of the public by transforming the quality and performance of Lincoln County Health and Human Services Public Health Division through achievement and maintenance of national Public Health Accreditation Board (PHAB) accreditation.

WORK PLAN SUMMARY: Use PHAB standards and measures to review and revise health department processes, procedures, and programs; as a source of information on developing capacity and performance excellence in providing the core functions of public health; to guide the internal development of quality; and to prepare for the documentation selection and submission and site visit steps of the accreditation process.

REVENUE AND EXPENDITURE SUMMARY						
	<u>Actual</u> <u>2016-17</u>	<u>Actual</u> <u>2017-18</u>	<u>Budget</u> <u>2018-19</u>	<u>Proposed</u> <u>2019-20</u>	<u>Approved</u> <u>2019-20</u>	<u>Adopted</u> <u>2019-20</u>
Total Revenue	58,738	27,111	30,146	20,603	20,603	20,603
Personal Services	45,976	25,198	17,688	12,770	12,770	12,770
Materials & Services	24,387	11,680	9,348	7,834	7,834	7,834
Total Expenditures	70,363	36,878	27,036	20,604	20,604	20,604
Full-Time Positions	0.45	0.45	0.35	0.10	0.10	0.10

INTERRELATIONSHIPS: County Commissioners, Lincoln County Public Health Advisory Committee, Oregon Health Division, Lincoln County School District, health care providers and hospitals, community coalitions, City Government representatives, HHS Leadership and staff.

LINCOLN COUNTY
FY 2019-20 ANNUAL BUDGET
Fund: 208 PUBLIC HEALTH FUND

Account #	Budgeted FTE		2016-17 Actual	2017-18 Actual	2018-19 Budget	2019-20 Proposed Budget	2019-20 Approved Budget	2019-20 Adopted Budget
Department: 401 - PUBLIC HEALTH ACCREDITATION								
<u>REVENUE</u>								
208-401-36990		MISCELLANEOUS	286	-	-	-	-	-
208-401-39101		TRANSFER FROM GENERAL FUND	58,452	27,111	30,146	3,674	3,674	3,674
208-401-40000		BEGINNING BALANCE	-	-	-	16,929	16,929	16,929
TOTAL REVENUE			58,738	27,111	30,146	20,603	20,603	20,603
<u>EXPENDITURES</u>								
<u>PERSONNEL SERVICES</u>								
208-401-90259		DIVISION DIRECTOR	10,131	2,840	-	-	-	-
208-401-90267	0.10	HEALTH PROMOTION PROGRAM MANAGER	23,749	14,534	11,703	7,983	7,983	7,983
208-401-90603		TELEPHONE STIPEND	84	1,423	168	-	-	-
208-401-90801		FICA	2,566	1,421	1,133	611	611	611
208-401-90802		401(k) RETIREMENT	3,735	2,068	1,629	878	878	878
208-401-90804		HEALTH INSURANCE	3,437	1,618	1,318	2,055	2,055	2,055
208-401-90805		DENTAL INSURANCE	447	195	139	226	226	226
208-401-90806		LIFE INSURANCE	17	9	14	8	8	8
208-401-90807		LTD INSURANCE	279	154	151	82	82	82
208-401-90808		WORKER'S COMPENSATION	455	200	988	533	533	533
208-401-90809		UNEMPLOYMENT	170	94	37	40	40	40
208-401-90810		PEHP	81	41	108	54	54	54
208-401-90812		HEALTH SAVINGS ACCOUNT	825	600	300	300	300	300
	0.10	TOTAL PERSONNEL SERVICES	45,976	25,198	17,688	12,770	12,770	12,770
<u>MATERIALS & SERVICES</u>								
208-401-91101		TRAVEL EXPENSE	252	562	-	200	200	200
208-401-91201		MEALS & LODGING	1,424	607	700	500	500	500
208-401-91601		PRINTING & PUBLICATIONS	287	-	-	-	-	-
208-401-92901		MEMBERSHIP FEES & DUES	-	-	-	5,600	5,600	5,600
208-401-93901		CONTRACTUAL SERVICES	14,465	5,643	3,816	-	-	-
208-401-94101		OFFICE SUPPLIES	58	65	100	-	-	-
208-401-94601		FOOD & CLOTHING	1,140	77	150	150	150	150
208-401-95201		EDUCATION & LIBRARY	338	-	-	-	-	-
208-401-95202		CONTINUING EDUCATION	1,150	65	150	-	-	-
208-401-95910		HHS ADMIN COST ALLOCATION	5,273	4,662	4,432	1,384	1,384	1,384
TOTAL MATERIALS & SERVICES			24,387	11,680	9,348	7,834	7,834	7,834
TOTAL DEPARTMENT EXPENDITURES			70,362	36,878	27,036	20,604	20,604	20,604

LINCOLN COUNTY, OREGON
HEALTH AND HUMAN SERVICES FUND (208)
DEPARTMENT: COMMUNICABLE DISEASE (405)
A COMMUNITY SERVICES PROGRAM

OBJECTIVE: To control the incidence of communicable diseases in compliance with ORS 431, 433 and 434, by means of epidemiological investigations. Practice includes screening, diagnosis and treatment of sexually transmitted diseases and tuberculosis. Engages with community in preventive education, consultation, information and referral.

WORK PLAN SUMMARY: Accept, investigate and control the transmission of potential or actual communicable diseases in Lincoln County residents. Work with agency public information officers to provide accurate and timely information to the public via multiple media outlets regarding communicable disease risk and necessary protective measures. Work with Immunization program to assure adequate vaccine protection to prevent and control outbreaks of vaccine-preventable diseases. Participate in screening high school foreign-born students for tuberculosis. Provide directly observed therapy for active tuberculosis cases. Provide reduced cost screening services for select diseases.

REVENUE AND EXPENDITURE SUMMARY

	Actual	Actual	Budget	Proposed	Approved	Adopted
	<u>2016-17</u>	<u>2017-18</u>	<u>2018-19</u>	<u>2019-20</u>	<u>2019-20</u>	<u>2019-20</u>
Total Revenue	347,118	308,924	139,254	177,307	177,307	177,307
Personal Services	206,234	114,334	92,916	106,890	106,890	106,890
Materials & Services	117,861	93,973	46,338	30,973	30,973	30,973
Total Expenditures	324,095	208,307	139,254	137,863	137,863	137,863
Full-Time Positions	2.90	2.90	2.45	1.10	1.10	1.10

EFFECTIVENESS INDICATORS: Nurses investigated 305 reportable diseases in 2018. There were 120 animal bites that were reported and investigated. There were 3 gastroenteritis outbreaks that were also managed during this time period.

INTERRELATIONSHIPS: Oregon Health Authority, Public Health Division, Center for Disease Control, local health care providers, including hospitals and laboratories. Other county health departments, veterinarians and Animal Control Officers, Lincoln County School District, Lincoln County Jail, day care centers, child care providers, care and residential programs.

LINCOLN COUNTY
FY 2019-20 ANNUAL BUDGET
Fund: 208 PUBLIC HEALTH FUND

Account #	Budgeted FTE		2016-17 Actual	2017-18 Actual	2018-19 Budget	2019-20 Proposed Budget	2019-20 Approved Budget	2019-20 Adopted Budget
Department: 405 - COMMUNICABLE DISEASE								
REVENUE								
208-405-33253		PE 46 REPRODUCTIVE HEALTH GRANT	-	-	-	10,824	10,824	10,824
208-405-33535		TB CASE MGMT/STATE HEALTH DIVISION	2,585	1,861	1,861	-	-	-
208-405-33550		PE01 STATE SUPPORT/STATE HEALTH	52,388	57,161	57,161	56,533	56,533	56,533
208-405-34503		FLU SHOT PROGRAM/COA	46,701	32,357	-	-	-	-
208-405-34515		INSURANCE PAYMENTS	12,539	6,074	-	-	-	-
208-405-34524		MEDICARE COST SETTLEMENT	-	63,332	-	-	-	-
208-405-34535		FEES/PRIVATE PAY	2,219	627	-	-	-	-
208-405-34569		PH FEES/INSURANCE FEES	837	855	1,500	1,000	1,000	1,000
208-405-34570		PUBLIC HEALTH FEES/PRIVATE PAY	1,275	(688)	400	500	500	500
208-405-34571		FEES PH/AFS	2,422	1,404	2,000	2,000	2,000	2,000
208-405-34576		FEES IMM/AFS	27,160	35,428	-	-	-	-
208-405-36990		MISCELLANEOUS	1,021	2,583	200	2,000	2,000	2,000
208-405-39101		TRANSFER FROM GENERAL FUND	197,971	107,931	76,132	71,145	71,145	71,145
208-405-40000		BEGINNING BALANCE	-	-	-	33,305	33,305	33,305
TOTAL REVENUE			347,117	308,924	139,254	177,307	177,307	177,307
EXPENDITURES								
PERSONNEL SERVICES								
208-405-90259		DIVISION DIRECTOR	10,131	5,679	-	-	-	-
208-405-90278	0.30	COMMUNICABLE DISEASE PROGRAM SUPERVISOR	-	-	12,619	21,478	21,478	21,478
208-405-90357	0.30	COMMUNITY HEALTH NURSE 2	98,459	35,565	19,540	21,431	21,431	21,431
208-405-90362	0.50	OFFICE ASSISTANT 2	42,520	43,265	24,030	25,251	25,251	25,251
208-405-90402		CONTRACT EMPLOYEE	-	560	-	-	-	-
208-405-90501		OVERTIME	3,500	1,421	1,500	-	-	-
208-405-90603		TELEPHONE STIPEND	84	46	-	-	-	-
208-405-90801		FICA	11,318	6,301	5,036	5,214	5,214	5,214
208-405-90802		401(K) RETIREMENT	17,076	9,504	7,241	7,498	7,498	7,498
208-405-90804		HEALTH INSURANCE	13,247	6,627	13,295	15,912	15,912	15,912
208-405-90805		DENTAL INSURANCE	2,580	1,533	1,523	1,712	1,712	1,712
208-405-90806		LIFE INSURANCE	113	62	83	85	85	85
208-405-90807		LTD INSURANCE	1,245	714	658	697	697	697
208-405-90808		WORKER'S COMPENSATION	2,018	963	4,391	4,547	4,547	4,547
208-405-90809		UNEMPLOYMENT	776	435	165	341	341	341
208-405-90810		PEHP	18	10	135	162	162	162
208-405-90812		HEALTH SAVINGS ACCOUNT	3,150	1,650	2,700	2,562	2,562	2,562
1.10		TOTAL PERSONNEL SERVICES	206,234	114,334	92,916	106,890	106,890	106,890
MATERIALS & SERVICES								
208-405-91001		PAYROLL PROCESSING COST	-	-	152	159	159	159
208-405-91101		TRAVEL EXPENSE	789	51	500	500	500	500
208-405-91102		FLEETS SERVICES	3	-	-	300	300	300
208-405-91201		MEALS & LODGING	1,592	645	200	500	500	500
208-405-91401		TELEPHONE	561	267	250	750	750	750
208-405-91501		POSTAGE	597	192	200	200	200	200
208-405-91601		PRINTING & PUBLICATIONS	3,183	2,210	1,000	1,000	1,000	1,000
208-405-92001		UTILITIES	597	736	-	750	750	750
208-405-92810		DOCTOR/HEALTH OFFICER	12,948	12,948	6,473	-	-	-
208-405-92901		MEMBERSHIP FEES & DUES	75	633	158	500	500	500
208-405-93301		MAINTENANCE AGREEMENTS	11,602	11,072	6,500	2,500	2,500	2,500
208-405-93901		CONTRACTUAL SERVICES	15,893	14,037	-	2,400	2,400	2,400
208-405-94101		OFFICE SUPPLIES	178	522	-	500	500	500
208-405-94102		FURNITURE & EQUIP < \$10,000	-	105	500	2,000	2,000	2,000
208-405-94601		FOOD & CLOTHING	92	30	20	50	50	50
208-405-95101		MED/LAB/XRAY	494	337	-	500	500	500
208-405-95102		MEDICAL SUPPLIES	19,383	14,832	-	1,000	1,000	1,000
208-405-95202		CONTINUING EDUCATION	120	276	250	-	-	-

LINCOLN COUNTY
FY 2019-20 ANNUAL BUDGET
Fund: 208 PUBLIC HEALTH FUND

Account #	Budgeted FTE		2016-17 Actual	2017-18 Actual	2018-19 Budget	2019-20 Proposed Budget	2019-20 Approved Budget	2019-20 Adopted Budget
Department: 405 - COMMUNICABLE DISEASE								
208-405-95901	OTHER SUPPLIES		1,193	307	1,000	-	-	-
208-405-95905	CLIENT SERVICES		-	2,583	8,135	1,500	1,500	1,500
208-405-95910	HHS ADMIN COST ALLOCATION		48,562	32,192	21,000	15,864	15,864	15,864
	TOTAL MATERIALS & SERVICES		117,861	93,973	46,338	30,973	30,973	30,973
	TOTAL DEPARTMENT EXPENDITURES		324,095	208,307	139,254	137,863	137,863	137,863

LINCOLN COUNTY, OREGON
PUBLIC HEALTH FUND (208)
DEPARTMENT: PUBLIC HEALTH - PREVENTION (407)
A COMMUNITY SERVICES PROGRAM

OBJECTIVE: To address the burden of chronic diseases in Lincoln County residents through a population-based approach.

WORK PLAN SUMMARY: Convene and facilitate partnerships with community members, policy makers and health organizations to review current policy and environmental efforts and strategies that best support chronic disease prevention, early detection, and management where people live, work, play, learn, and receive health care. Conduct assessments to evaluate the community’s needs and health outcomes. Share health status assessment data with community members and leaders. Provide strong leadership with representative local groups to implement measures which support prevention and early detection of risk factors and chronic diseases. Support and facilitate work towards goals developed in the Community Health Improvement Plan. Be knowledgeable regarding evidence-based interventions regarding chronic disease prevention, and disseminate that knowledge to community members and partners. Integrate the promotion of chronic disease self-management programs into prevention, early detection, and management strategies for chronic diseases.

REVENUE AND EXPENDITURE SUMMARY

	Actual <u>2016-17</u>	Actual <u>2017-18</u>	Budget <u>2018-19</u>	Proposed <u>2019-20</u>	Approved <u>2019-20</u>	Adopted <u>2019-20</u>
Total Revenue	144,326	221,801	86,998	66,575	66,575	66,575
Personal Services	58,642	108,934	60,049	39,539	39,539	39,539
Materials & Services	32,896	47,886	37,314	5,842	5,842	5,842
Total Expenditures	91,538	156,820	97,363	45,381	45,381	45,381
Full-Time Positions	0.40	0.40	1.70	0.50	0.50	0.50

INTERRELATIONSHIPS: Oregon Health Division, Center for Disease Control, health care providers and hospitals, community coalitions, County Commissioners, City Government representatives, HHS Leadership and staff.

LINCOLN COUNTY
FY 2019-20 ANNUAL BUDGET
Fund: 208 PUBLIC HEALTH FUND

Account #	Budgeted FTE		2016-17 Actual	2017-18 Actual	2018-19 Budget	2019-20 Proposed Budget	2019-20 Approved Budget	2019-20 Adopted Budget
Department: 407 - PUBLIC HEALTH - PREVENTION								
REVENUE								
208-407-33121		MENTAL HEALTH PREVENTION & PROMOTION	7,652	74,356	-	-	-	-
208-407-33126		CRC GRANT	25,263	-	-	-	-	-
208-407-33183		SEARCH GRANT (IHN-CCO)	53,728	-	-	-	-	-
208-407-33235		VEGGIE Rx GRANT (IHN-CCO)	-	42,596	42,596	-	-	-
208-407-33252		RHEHub GRANT	-	2,000	-	-	-	-
208-407-36990		MISCELLANEOUS	1,817	2,850	-	-	-	-
208-407-39101		TRANSFER FROM GENERAL FUND	-	100,000	-	-	-	-
208-407-40000		BEGINNING BALANCE	55,866	-	44,402	66,575	66,575	66,575
TOTAL REVENUE			144,326	221,801	86,998	66,575	66,575	66,575
EXPENDITURES								
PERSONNEL SERVICES								
208-407-90267		HEALTH PROMOTION PROGRAM MANAGER	3,392	9,432	13,445	-	-	-
208-407-90360	0.50	HEALTH EDUCATOR	39,698	70,760	24,627	27,521	27,521	27,521
208-407-90603		TELEPHONE STIPEND	-	-	168	-	-	-
208-407-90801		FICA	3,253	6,054	2,451	2,105	2,105	2,105
208-407-90802		401(K) RETIREMENT	4,740	8,844	3,524	3,027	3,027	3,027
208-407-90804		HEALTH INSURANCE	4,541	8,650	10,335	3,499	3,499	3,499
208-407-90805		DENTAL INSURANCE	561	953	1,207	346	346	346
208-407-90806		LIFE INSURANCE	34	64	43	36	36	36
208-407-90807		LTD INSURANCE	356	642	328	281	281	281
208-407-90808		WORKER'S COMPENSATION	568	863	2,137	1,836	1,836	1,836
208-407-90809		UNEMPLOYMENT	216	401	80	138	138	138
208-407-90810		PEHP	8	21	54	-	-	-
208-407-90812		HEALTH SAVINGS ACCOUNT	1,275	2,250	1,650	750	750	750
	0.50	TOTAL PERSONNEL SERVICES	58,642	108,934	60,049	39,539	39,539	39,539
MATERIALS & SERVICES								
208-407-91001		PAYROLL PROCESSING COST	-	-	-	156	156	156
208-407-91101		TRAVEL EXPENSE	2,178	962	1,000	500	500	500
208-407-91201		MEALS & LODGING	1,714	3,482	1,000	-	-	-
208-407-91401		TELEPHONE	827	1,638	-	-	-	-
208-407-91501		POSTAGE	1	2	-	-	-	-
208-407-91601		PRINTING & PUBLICATIONS	114	343	500	500	500	500
208-407-92001		UTILITIES	-	566	500	-	-	-
208-407-92901		MEMBERSHIP FEES & DUES	-	175	200	-	-	-
208-407-92933		MH PREVENTION & PROMO GRANT EXP	7,652	625	-	-	-	-
208-407-93103		VEGGIE Rx GRANT EXPENSE	-	404	-	-	-	-
208-407-93104		MHPP COMMUNITY TRAINING EXPENSE	-	338	-	-	-	-
208-407-93901		CONTRACTUAL SERVICES	6,431	3,577	-	200	200	200
208-407-94101		OFFICE SUPPLIES	80	1,844	1,000	-	-	-
208-407-94102		FURNITURE & EQUIP <\$10,000	139	4,055	500	-	-	-
208-407-94601		FOOD & CLOTHING	-	25	300	-	-	-
208-407-95202		CONTINUING EDUCATION	1,454	1,670	1,000	100	100	100
208-407-95901		OTHER SUPPLIES	1,602	6,089	500	100	100	100
208-407-95910		HHS ADMIN COST ALLOCATION	10,703	19,643	27,973	4,286	4,286	4,286
208-407-95941		SUPPORT SVS CHARGEBACK	-	-	2,670	-	-	-
208-407-96601		RENTALS OF SPACE	-	2,448	171	-	-	-
TOTAL MATERIALS & SERVICES			32,896	47,886	37,314	5,842	5,842	5,842
TOTAL DEPARTMENT EXPENDITURES			91,538	156,820	97,363	45,381	45,381	45,381

LINCOLN COUNTY, OREGON
PUBLIC HEALTH FUND (208)
DEPARTMENT: ADMINISTRATION (410)
A COMMUNITY SERVICES PROGRAM

OBJECTIVE: To provide administrative services to the Health & Human Services Department.

WORK PLAN SUMMARY: To provide consistent administrative services across all divisions/programs.

REVENUE AND EXPENDITURE SUMMARY

	Actual <u>2016-17</u>	Actual <u>2017-18</u>	Budget <u>2018-19</u>	Proposed <u>2019-20</u>	Approved <u>2019-20</u>	Adopted <u>2019-20</u>
Total Revenue	1,992,585	2,392,592	2,310,070	2,112,702	2,112,702	2,112,702
Personal Services	1,653,626	2,075,071	1,950,418	1,698,342	1,698,342	1,698,342
Materials & Services	345,945	318,100	391,167	414,352	414,352	414,352
Capital Outlay	0	0	0	0	0	0
Contingency	0	0	183,346	235,419	235,419	235,419
Total Expenditures	1,999,571	2,393,171	2,524,931	2,348,113	2,348,113	2,348,113
Full-Time Positions	20.70	20.70	27.75	16.85	16.85	16.85

INTERRELATIONSHIPS: Board of commissioners, various county departments, State Health and Mental Health Divisions, HRSA, local medical community, Human Services advisory and governing boards.

BUDGET NOTE: Each budget program in Health & Human Services funds a portion of this budget based on FTE's in each program.

LINCOLN COUNTY
FY 2019-20 ANNUAL BUDGET
Fund: 208 PUBLIC HEALTH FUND

Account #	Budgeted FTE		2016-17 Actual	2017-18 Actual	2018-19 Budget	2019-20 Proposed Budget	2019-20 Approved Budget	2019-20 Adopted Budget
Department: 410 - HHS - ADMINISTRATIVE SERVICES								
REVENUE								
208-410-34512		PHOTOCOPIES/COPIES	4,464	3,322	6,500	1,500	1,500	1,500
208-410-34703		HHS ADMINISTRATIVE CHARGES	1,999,605	2,400,528	2,289,370	2,111,002	2,111,002	2,111,002
208-410-36175		INTEREST	(11,591)	(11,392)	14,000	-	-	-
208-410-36990		MISCELLANEOUS	107	135	200	200	200	200
TOTAL REVENUE			1,992,585	2,392,592	2,310,070	2,112,702	2,112,702	2,112,702
EXPENDITURES								
PERSONNEL SERVICES								
208-410-90201	1.00	DIRECTOR	112,536	121,858	125,744	127,671	127,671	127,671
208-410-90210	1.00	ASSISTANT FINANCE DIRECTOR	81,200	83,125	-	79,552	79,552	79,552
208-410-90239	1.00	EXECUTIVE ASSISTANT	-	-	69,447	75,165	75,165	75,165
208-410-90250		ADMINISTRATIVE ASSISTANT	105,711	111,158	45,018	-	-	-
208-410-90251	4.00	FINANCIAL ADMINISTRATIVE ASSISTANT	147,745	155,158	159,502	239,569	239,569	239,569
208-410-90259		DIVISION DIRECTOR	70,913	42,594	-	-	-	-
208-410-90264		SUPPORT SERVICES SUPERVISOR	54,342	57,432	-	-	-	-
208-410-90265	1.00	BILLING SUPERVISOR	36,950	55,775	55,058	58,141	58,141	58,141
208-410-90267		HEALTH PROMOTION PROGRAM MANAGER	-	18,923	4,408	-	-	-
208-410-90271		QUALITY & UTILIZATION MANAGER COORDINATOR	72,686	76,186	78,448	-	-	-
208-410-90272	1.00	EHR SITE SPECIALIST	53,204	55,890	57,416	62,144	62,144	62,144
208-410-90281		ACCOUNTING MANAGER	-	1,382	72,455	-	-	-
208-410-90282		HHS ADMINISTRATIVE MANAGER	-	-	69,447	-	-	-
208-410-90284	1.00	DEPUTY DIRECTOR - PH	-	-	73,048	91,083	91,083	91,083
208-410-90301	0.60	FACILITIES TECHNICIAN	-	-	-	27,355	27,355	27,355
208-410-90351	3.00	MEDICAL BILLER 2	215,932	205,058	231,824	146,234	146,234	146,234
208-410-90360	0.25	HEALTH EDUCATOR	-	-	16,186	13,794	13,794	13,794
208-410-90361	1.00	MATERIAL SUPPLY CLERK	97,981	88,202	82,163	59,779	59,779	59,779
208-410-90362	1.00	OFFICE ASSISTANT 2	-	229,317	-	37,485	37,485	37,485
208-410-90370	1.00	OFFICE ASSISTANT 2-HHS HEALTH RECORDS	36,637	38,308	39,560	42,817	42,817	42,817
208-410-90401		PART TIME < 1040 HRS/YEAR	13,603	-	-	-	-	-
208-410-90402		CONTRACT EMPLOYEE	920	820	-	-	-	-
208-410-90501		OVERTIME	1,314	1,856	2,500	-	-	-
208-410-90603		TELEPHONE STIPEND	588	1,076	1,680	1,680	1,680	1,680
208-410-90604		INTERPRETER STIPEND	70	1,435	840	840	840	840
208-410-90801		FICA	80,088	96,949	98,708	81,150	81,150	81,150
208-410-90802		401(K) RETIREMENT	119,657	147,957	136,103	116,687	116,687	116,687
208-410-90804		HEALTH INSURANCE	234,822	330,180	325,997	270,920	270,920	270,920
208-410-90805		DENTAL INSURANCE	29,185	38,313	35,777	27,033	27,033	27,033
208-410-90806		LIFE INSURANCE	714	945	1,465	1,242	1,242	1,242
208-410-90807		LTD INSURANCE	8,932	10,898	12,635	10,846	10,846	10,846
208-410-90808		WORKER'S COMPENSATION	14,826	15,886	86,078	69,696	69,696	69,696
208-410-90809		UNEMPLOYMENT	5,512	6,731	3,226	5,304	5,304	5,304
208-410-90810		PEHP	3,073	2,660	8,010	4,980	4,980	4,980
208-410-90812		HEALTH SAVINGS ACCOUNT	54,485	79,000	57,675	47,175	47,175	47,175
16.85		TOTAL PERSONNEL SERVICES	1,653,626	2,075,071	1,950,418	1,698,342	1,698,342	1,698,342
MATERIALS & SERVICES								
208-410-91001		PAYROLL PROCESSING COST	-	-	4,408	2,652	2,652	2,652
208-410-91101		TRAVEL EXPENSE	5,822	8,900	8,000	8,000	8,000	8,000
208-410-91102		FLEET SERVICES	12,868	11,339	10,000	11,100	11,100	11,100
208-410-91201		MEALS & LODGING	16,617	10,706	14,000	10,000	10,000	10,000
208-410-91401		TELEPHONE	13,264	9,695	10,000	10,000	10,000	10,000
208-410-91501		POSTAGE	2,891	812	1,000	1,000	1,000	1,000
208-410-91601		PRINTING & PUBLICATIONS	7,322	25,208	8,500	8,500	8,500	8,500
208-410-92001		UTILITIES	9,971	4,097	3,500	4,000	4,000	4,000
208-410-92002		LC DMV UTILITY EXPENSE & REIMBURSEMENT	-	181	-	-	-	-
208-410-92801		PROFESSIONAL SERVICES	-	-	-	1,000	1,000	1,000

LINCOLN COUNTY
FY 2019-20 ANNUAL BUDGET
Fund: 208 PUBLIC HEALTH FUND

Account #	Budgeted FTE	2016-17 Actual	2017-18 Actual	2018-19 Budget	2019-20 Proposed Budget	2019-20 Approved Budget	2019-20 Adopted Budget
Department: 410 - HHS - ADMINISTRATIVE SERVICES							
208-410-92901	MEMBERSHIP FEES & DUES	5,257	7,124	6,500	9,000	9,000	9,000
208-410-93301	MAINTENANCE AGREEMENTS	20,799	22,589	17,000	18,000	18,000	18,000
208-410-93901	CONTRACTUAL SERVICES	91,679	70,021	100,000	100,000	100,000	100,000
208-410-94101	OFFICE SUPPLIES	16,187	12,755	11,500	12,000	12,000	12,000
208-410-94102	FURNITURE & EQUIP < \$10,000	17,198	14,096	50,000	50,000	50,000	50,000
208-410-94105	OFFICE SOFTWARE	-	-	-	1,000	1,000	1,000
208-410-94601	FOOD & CLOTHING	-	365	500	1,000	1,000	1,000
208-410-95192	SAFETY SUPPLIES	-	366	-	-	-	-
208-410-95201	EDUCATION & LIBRARY	2,521	2,691	4,000	4,000	4,000	4,000
208-410-95202	CONTINUING EDUCATION	10,657	13,229	20,000	20,000	20,000	20,000
208-410-95203	ALL STAFF MEETING EXPENSE	9,287	10,056	-	20,000	20,000	20,000
208-410-95901	OTHER SUPPLIES	6,608	5,255	2,000	2,500	2,500	2,500
208-410-96301	PROPERTY/LIABILITY INSURANCE	5,136	6,096	6,553	6,600	6,600	6,600
208-410-96302	VEHICLE INSURANCE	8,268	6,036	7,000	7,000	7,000	7,000
208-410-96601	RENTALS OF SPACE	83,595	76,482	106,706	107,000	107,000	107,000
	TOTAL MATERIALS & SERVICES	345,945	318,100	391,167	414,352	414,352	414,352
208-410-99501	CONTINGENCY	-	-	183,346	235,419	235,419	235,419
	TOTAL DEPARTMENT EXPENDITURES	1,999,571	2,393,171	2,524,931	2,348,113	2,348,113	2,348,113

LINCOLN COUNTY, OREGON
PUBLIC HEALTH FUND (208)
DEPARTMENT: MATERNAL/CHILD HOME VISITING (411)
A COMMUNITY SERVICES PROGRAM

OBJECTIVE: To improve birth outcomes for the pregnant women and their babies. To provide preventive screening and health services to infants and children and educate parents to improve potential for normal growth and development.

WORK PLAN SUMMARY: Nurses provide medical and social case management for pregnant women to prevent adverse pregnancy outcomes. Provide anticipatory education to prevent or reduce pregnancy risks and support clients in obtaining and following through with adequate medical care during pregnancy. Provide and facilitate referrals to community partners for additional indicated services i.e. housing, financial assistance, education, substance abuse, domestic violence, child care, oral health, nutrition and other stressors that could impact positive birth outcomes. Once the child is born we provide preventive screening and health services to improve potential for normal growth and development. An intensive screening for needed referrals is also conducted postpartum using the Family Connects model.

REVENUE AND EXPENDITURE SUMMARY

	Actual	Actual	Budget	Proposed	Approved	Adopted
	<u>2016-17</u>	<u>2017-18</u>	<u>2018-19</u>	<u>2019-20</u>	<u>2019-20</u>	<u>2019-20</u>
Total Revenue	497,295	362,326	426,174	375,758	375,758	375,758
Personal Services	283,766	228,466	360,119	301,322	301,322	301,322
Materials & Services	161,218	77,353	94,841	93,220	93,220	93,220
Total Expenditures	444,984	305,819	454,960	394,542	394,542	394,542
Full-Time Positions	3.25	3.25	3.40	3.00	3.00	3.00

EFFECTIVENESS INDICATORS: In 2018, this program served 412 families and provided 823 home visits to pregnant and parenting women and to their new babies.

INTERRELATIONSHIPS: Local physicians (pediatricians, obstetricians), Children Services Division, dentists, Adult and Family Services, WIC, schools, daycare, Samaritan Pacific Communities Hospital, Samaritan North Lincoln Hospital, Peace Health Hospital.

LINCOLN COUNTY
FY 2019-20 ANNUAL BUDGET
Fund: 208 PUBLIC HEALTH FUND

Account #	Budgeted FTE		2016-17 Actual	2017-18 Actual	2018-19 Budget	2019-20 Proposed Budget	2019-20 Approved Budget	2019-20 Adopted Budget
Department: 411 - MATERNAL/CHILD HEALTH HOME VISITING								
REVENUE								
208-411-33191		LBCC FAMILY CONNECTS GRANT	93,900	-	-	-	-	-
208-411-33200		MATERNITY CASE MANAGEMENT (MCM) PLUS	69,300	48,500	32,000	32,000	32,000	32,000
208-411-33580		PRENATAL/STATE HEALTH	2,661	2,648	2,652	2,680	2,680	2,680
208-411-33582		BABIES FIRST/STATE GRANT	8,251	8,478	8,478	8,560	8,560	8,560
208-411-33592		COCOON/OHS UNIVERSITY	9,060	20,133	15,100	15,100	15,100	15,100
208-411-34581		MEDICAID MCM WRAP PAYMENT	109,767	96,503	20,000	-	-	-
208-411-34583		EXPANDED TCM	166,172	111,435	278,750	317,018	317,018	317,018
208-411-34593		MEDICAID WRAP AROUND	-	36,382	-	-	-	-
208-411-36135		DONATIONS	-	-	-	100	100	100
208-411-36990		MISCELLANEOUS	770	295	300	300	300	300
208-411-40000		BEGINNING BALANCE	37,414	37,951	68,894	-	-	-
TOTAL REVENUE			497,295	362,326	426,174	375,758	375,758	375,758
EXPENDITURES								
PERSONNEL SERVICES								
208-411-90260	0.30	COMMUNITY HEALTH NURSE 4	26,623	27,090	27,083	28,459	28,459	28,459
208-411-90357	1.70	COMMUNITY HEALTH NURSE 2	142,159	102,790	157,691	112,971	112,971	112,971
208-411-90362	0.65	OFFICE ASSISTANT 2	30,709	31,247	31,238	33,313	33,313	33,313
208-411-90384	0.35	COMMUNITY HEALTH WORKER	-	-	-	16,304	16,304	16,304
208-411-90420		ON CALL EMPLOYEE	-	-	15,256	-	-	-
208-411-90501		OVERTIME	215	-	-	-	-	-
208-411-90801		FICA	14,465	11,702	16,525	14,615	14,615	14,615
208-411-90802		401(K) RETIREMENT	22,036	17,790	23,761	21,015	21,015	21,015
208-411-90804		HEALTH INSURANCE	26,577	23,298	57,641	47,138	47,138	47,138
208-411-90805		DENTAL INSURANCE	2,803	2,319	6,211	4,855	4,855	4,855
208-411-90806		LIFE INSURANCE	130	106	270	223	223	223
208-411-90807		LTD INSURANCE	1,652	1,334	2,209	1,953	1,953	1,953
208-411-90808		WORKER'S COMPENSATION	6,932	4,677	10,360	11,559	11,559	11,559
208-411-90809		UNEMPLOYMENT	1,001	809	462	955	955	955
208-411-90810		PEHP	55	54	162	162	162	162
208-411-90812		HEALTH SAVINGS ACCOUNT	8,410	5,250	11,250	7,800	7,800	7,800
3.00		TOTAL PERSONNEL SERVICES	283,766	228,466	360,119	301,322	301,322	301,322
MATERIALS & SERVICES								
208-411-91001		PAYROLL PROCESSING COST	-	-	608	468	468	468
208-411-91101		TRAVEL EXPENSE	2,194	423	500	500	500	500
208-411-91102		FLEET SERVICES	10,567	8,656	9,000	8,200	8,200	8,200
208-411-91201		MEALS & LODGING	2,633	699	1,000	1,000	1,000	1,000
208-411-91401		TELEPHONE	3,254	3,729	3,200	4,453	4,453	4,453
208-411-91501		POSTAGE	196	198	250	250	250	250
208-411-91601		PRINTING & PUBLICATIONS	244	98	250	250	250	250
208-411-92001		UTILITIES	-	42	-	250	250	250
208-411-92901		MEMBERSHIP FEES & DUES	158	239	500	500	500	500
208-411-93301		MAINTENANCE AGREEMENTS	685	11,363	10,000	7,500	7,500	7,500
208-411-93901		CONTRACTUAL SERVICES	12,580	11,288	4,500	5,000	5,000	5,000
208-411-93978		FAMILY CONNECTIONS GRANT EXPENSE	72,010	-	-	-	-	-
208-411-94101		OFFICE SUPPLIES	(9)	175	150	-	-	-
208-411-94102		FURNITURE & EQUIP < \$10,000	1,650	650	1,500	8,000	8,000	8,000
208-411-94601		FOOD & CLOTHING	33	16	50	-	-	-
208-411-95102		MEDICAL SUPPLIES	102	260	300	-	-	-
208-411-95201		EDUCATION & LIBRARY	17	-	-	-	-	-
208-411-95202		CONTINUING EDUCATION	245	140	500	1,200	1,200	1,200
208-411-95901		OTHER SUPPLIES	3,198	1,011	500	500	500	500
208-411-95910		HHS ADMIN COST ALLOCATION	50,600	37,277	48,135	42,149	42,149	42,149
208-411-96601		RENTALS OF SPACE	861	1,088	13,898	13,000	13,000	13,000
TOTAL MATERIALS & SERVICES			161,218	77,353	94,841	93,220	93,220	93,220
TOTAL DEPARTMENT EXPENDITURES			444,984	305,819	454,960	394,542	394,542	394,542

**LINCOLN COUNTY, OREGON
PUBLIC HEALTH FUND (208)**

DEPARTMENT: NURSE FAMILY PARTNERSHIP (412)

A COMMUNITY SERVICES PROGRAM

OBJECTIVE: Nurse Family Partnership is an evidence-based community health program that helps to transform the lives of vulnerable mothers pregnant with their first child. The program continues up to the child’s second birthday.

WORK PLAN SUMMARY: Nurses working under the guidelines of this evidenced based practice will establish trusting relationships with women to help their families engage in good preventative health practices, including thorough prenatal care from their healthcare providers, improving their diets, and reducing use of cigarettes, alcohol and illegal substances; improve child health and development by helping parents provide responsible and competent care; and improve the economic self-sufficiency of the family by helping parents develop a vision for their own future, plan future pregnancies, continue their education and find work.

REVENUE AND EXPENDITURE SUMMARY

	Actual <u>2016-17</u>	Actual <u>2017-18</u>	Budget <u>2018-19</u>	Proposed <u>2019-20</u>	Approved <u>2019-20</u>	Adopted <u>2019-20</u>
Total Revenue	606,269	707,506	676,000	719,122	719,122	719,122
Personal Services	448,545	465,033	490,103	554,426	554,426	554,426
Materials & Services	124,898	161,646	139,582	155,283	155,283	155,283
Total Expenditures	573,443	626,679	629,685	709,709	709,709	709,709
Full-Time Positions	4.60	4.60	4.60	5.10	5.10	5.10

EFFECTIVENESS INDICATORS: In 2018, this program served 150 families and provided 1395 home visits to pregnant and parenting women and to their new babies.

INTERRELATIONSHIPS: : Local physicians (pediatricians, obstetricians), Children Services Division, dentists, Adult and Family Services, WIC, schools, daycare, Samaritan Pacific Communities Hospital, Samaritan North Lincoln Hospital, Peace Health Hospital.

LINCOLN COUNTY
FY 2019-20 ANNUAL BUDGET
Fund: 208 PUBLIC HEALTH FUND

Account #	Budgeted FTE		2016-17 Actual	2017-18 Actual	2018-19 Budget	2019-20 Proposed Budget	2019-20 Approved Budget	2019-20 Adopted Budget
Department: 412 - NURSE/FAMILY PARTNERSHIP								
REVENUE								
208-412-33127		NFP SYSTEM GRANT	12,985	25,000	25,000	25,000	25,000	25,000
208-412-33159		NFP GRANT	413,613	337,131	300,000	192,450	192,450	192,450
208-412-33197		NFP NURSE REBATE	9,027	7,471	9,000	7,000	7,000	7,000
208-412-33200		MATERNITY CASE MANAGEMENT (MCM) PLUS	25,885	13,485	17,000	17,000	17,000	17,000
208-412-34108		MEDICAID FEES-MCM	54,783	133,804	25,000	-	-	-
208-412-34516		MEDICAID FEES	89,236	-	-	-	-	-
208-412-34583		EXPANDED TCM	-	157,952	300,000	473,035	473,035	473,035
208-412-34593		MEDICAID WRAP AROUND	-	11,930	-	-	-	-
208-412-36990		MISCELLANEOUS	740	195	-	200	200	200
208-412-40000		BEGINNING BALANCE	-	20,537	-	4,437	4,437	4,437
TOTAL REVENUE			606,269	707,506	676,000	719,122	719,122	719,122
EXPENDITURES								
PERSONNEL SERVICES								
208-412-90260	0.60	COMMUNITY HEALTH NURSE 4	53,243	54,180	54,165	56,917	56,917	56,917
208-412-90357	3.00	COMMUNITY HEALTH NURSE 2	197,088	204,242	208,000	222,686	222,686	222,686
208-412-90362	1.00	OFFICE ASSISTANT 2	46,439	48,072	48,059	50,501	50,501	50,501
208-412-90384	0.50	COMMUNITY HEALTH WORKER	-	-	-	23,291	23,291	23,291
208-412-90801		FICA	21,304	21,794	23,732	27,035	27,035	27,035
208-412-90802		401(K) RETIREMENT	32,649	33,715	34,125	38,874	38,874	38,874
208-412-90804		HEALTH INSURANCE	62,410	70,247	78,372	85,997	85,997	85,997
208-412-90805		DENTAL INSURANCE	7,782	8,103	8,370	8,267	8,267	8,267
208-412-90806		LIFE INSURANCE	172	172	331	367	367	367
208-412-90807		LTD INSURANCE	2,443	2,522	3,172	3,613	3,613	3,613
208-412-90808		WORKER'S COMPENSATION	9,621	9,546	16,877	19,487	19,487	19,487
208-412-90809		UNEMPLOYMENT	1,485	1,532	776	1,767	1,767	1,767
208-412-90810		PEHP	107	108	324	324	324	324
208-412-90812		HEALTH SAVINGS ACCOUNT	13,800	10,800	13,800	15,300	15,300	15,300
5.10		TOTAL PERSONNEL SERVICES	448,545	465,033	490,103	554,426	554,426	554,426
MATERIALS & SERVICES								
208-412-91001		PAYROLL PROCESSING COST	-	-	760	780	780	780
208-412-91101		TRAVEL EXPENSE	659	924	750	2,000	2,000	2,000
208-412-91102		FLEET SERVICES	9,603	7,942	6,000	8,000	8,000	8,000
208-412-91201		MEALS & LODGING	1,826	2,932	2,500	-	-	-
208-412-91401		TELEPHONE	4,204	5,618	4,700	5,700	5,700	5,700
208-412-91501		POSTAGE	121	95	100	150	150	150
208-412-91601		PRINTING & PUBLICATIONS	164	-	-	-	-	-
208-412-92001		UTILITIES	1,128	634	-	500	500	500
208-412-92901		MEMBERSHIP FEES & DUES	278	548	500	1,000	1,000	1,000
208-412-93301		MAINTENANCE AGREEMENTS	514	11,503	9,900	9,900	9,900	9,900
208-412-93901		CONTRACTUAL SERVICES	2,960	4,762	3,000	6,100	6,100	6,100
208-412-94101		OFFICE SUPPLIES	273	338	750	500	500	500
208-412-94102		FURNITURE & EQUIP < \$10,000	6,441	9,446	4,000	8,000	8,000	8,000
208-412-94601		FOOD & CLOTHING	311	23	100	-	-	-
208-412-95102		MEDICAL SUPPLIES	144	71	-	100	100	100
208-412-95201		EDUCATION & LIBRARY	107	129	-	-	-	-
208-412-95202		CONTINUING EDUCATION	19,073	18,491	20,000	20,000	20,000	20,000
208-412-95901		OTHER SUPPLIES	5,717	2,240	400	1,000	1,000	1,000
208-412-95910		HHS ADMIN COST ALLOCATION	66,035	89,453	72,224	77,553	77,553	77,553
208-412-96601		RENTALS OF SPACE	5,343	6,497	13,898	14,000	14,000	14,000
TOTAL MATERIALS & SERVICES			124,898	161,646	139,582	155,283	155,283	155,283
TOTAL DEPARTMENT EXPENDITURES			573,442	626,679	629,685	709,709	709,709	709,709

LINCOLN COUNTY, OREGON
PUBLIC HEALTH FUND (208)
DEPARTMENT: WIC PROGRAM (413)
A COMMUNITY SERVICES PROGRAM

OBJECTIVE: Provide comprehensive nutrition education, health screenings, and food benefits to low-income women, infants and children at nutritional risk.

WORK PLAN SUMMARY: Serve an authorized caseload of 1,154 women, infants, and children who meet eligibility criteria and have a nutritional or health risk in 2018. Each eligible client is required to have four appointments per year and receives risk assessment, health guidance, and nutrition education, as well as food benefits for healthy foods to be redeemed at local grocery stores.

REVENUE AND EXPENDITURE SUMMARY

	Actual <u>2016-17</u>	Actual <u>2017-18</u>	Budget <u>2018-19</u>	Proposed <u>2019-20</u>	Approved <u>2019-20</u>	Adopted <u>2019-20</u>
Total Revenue	277,143	385,410	404,154	427,169	427,169	427,169
Personal Services	253,058	267,277	299,474	360,037	360,037	360,037
Materials & Services	94,565	77,881	91,115	67,132	67,132	67,132
Total Expenditures	347,623	345,158	390,589	427,169	427,169	427,169
Full-Time Positions	4.60	4.60	4.10	4.00	4.00	4.00

EFFECTIVENESS INDICATORS: Our WIC office provides food supplement packages to 1,915 women and children in our community. Our breastfeeding rate is at 95%. The food benefits bring in about three-quarters of a million dollars to our retail grocers and farmer market vendors. Total dollars spent at the 15 local WIC authorized retailers, 17 farmers at 3 farmers markets, and 4 farm stands for healthy foods was \$704,856 in 2018. Of that revenue, \$13,700 was paid to local farmers through the WIC Farmer's Market program.

INTERRELATIONSHIPS: Local obstetricians and pediatricians, Community Outreach, participating grocery stores, Contact Information and Referral, Children Services Division, Mental Health, Alcohol & Drug Program, Family Planning Program, Immunization Clinic.

BUDGET NOTE: Budget is for local staff and administration.

LINCOLN COUNTY
FY 2019-20 ANNUAL BUDGET
Fund: 208 PUBLIC HEALTH FUND

Account #	Budgeted FTE		2016-17 Actual	2017-18 Actual	2018-19 Budget	2019-20 Proposed Budget	2019-20 Approved Budget	2019-20 Adopted Budget
Department: 413 - WOMEN, INFANTS & CHILDREN (WIC) PROGRAM								
<u>REVENUE</u>								
208-413-33595		WIC/STATE HEALTH	222,140	234,521	234,521	242,805	242,805	242,805
208-413-33596		WIC GRANT-SPECIAL PROJECTS	-	2,200	-	1,144	1,144	1,144
208-413-36990		MISCELLANEOUS	3,926	3,198	3,000	3,000	3,000	3,000
208-413-39101		TRANSFER FROM GENERAL FUND	51,077	145,491	166,633	160,806	160,806	160,806
208-413-40000		BEGINNING BALANCE	-	-	-	19,414	19,414	19,414
TOTAL REVENUE			277,143	385,410	404,154	427,169	427,169	427,169
<u>EXPENDITURES</u>								
<u>PERSONNEL SERVICES</u>								
208-413-90267		HEALTH PROMOTION PROGRAM MANAGER	13,571	8,543	-	-	-	-
208-413-90273	1.00	WIC COORDINATOR	36,942	51,504	53,871	58,238	58,238	58,238
208-413-90354	2.50	CLINIC ASSISTANT 2	109,929	86,241	91,374	114,840	114,840	114,840
208-413-90399	0.50	REGISTERED DIETICIAN	7,253	19,195	30,325	34,222	34,222	34,222
208-413-90501		OVERTIME	112	137	250	-	-	-
208-413-90604		INTERPRETER STIPEND	1,680	2,450	1,680	1,680	1,680	1,680
208-413-90801		FICA	12,283	12,011	14,085	15,858	15,858	15,858
208-413-90802		401(K) RETIREMENT	18,643	18,488	20,254	22,803	22,803	22,803
208-413-90804		HEALTH INSURANCE	33,429	48,386	55,951	74,687	74,687	74,687
208-413-90805		DENTAL INSURANCE	4,188	5,751	6,174	7,860	7,860	7,860
208-413-90806		LIFE INSURANCE	132	129	259	324	324	324
208-413-90807		LTD INSURANCE	1,384	1,390	1,880	2,119	2,119	2,119
208-413-90808		WORKER'S COMPENSATION	2,119	1,835	12,267	13,829	13,829	13,829
208-413-90809		UNEMPLOYMENT	848	841	460	1,037	1,037	1,037
208-413-90810		PEHP	171	201	594	540	540	540
208-413-90812		HEALTH SAVINGS ACCOUNT	10,375	10,175	10,050	12,000	12,000	12,000
4.00		TOTAL PERSONNEL SERVICES	253,058	267,277	299,474	360,037	360,037	360,037
<u>MATERIALS & SERVICES</u>								
208-413-91001		PAYROLL PROCESSING COST	-	-	608	780	780	780
208-413-91101		TRAVEL EXPENSE	1,219	1,283	1,000	1,000	1,000	1,000
208-413-91201		MEALS & LODGING	4,677	5,228	2,000	2,000	2,000	2,000
208-413-91401		TELEPHONE	3,554	3,815	3,095	3,000	3,000	3,000
208-413-91501		POSTAGE	2,594	2,678	1,500	1,500	1,500	1,500
208-413-91601		PRINTING & PUBLICATIONS	1,424	1,991	1,500	1,500	1,500	1,500
208-413-92001		UTILITIES	2,176	1,606	2,500	2,500	2,500	2,500
208-413-92901		MEMBERSHIP FEES & DUES	-	145	300	400	400	400
208-413-93301		MAINTENANCE AGREEMENTS	792	547	500	500	500	500
208-413-93901		CONTRACTUAL SERVICES	7,414	11,008	5,000	8,320	8,320	8,320
208-413-94101		OFFICE SUPPLIES	870	504	200	600	600	600
208-413-94102		FURNITURE & EQUIP < \$10,000	2,765	1,539	8,302	-	-	-
208-413-94601		FOOD & CLOTHING	310	320	600	-	-	-
208-413-95102		MEDICAL SUPPLIES	499	458	500	500	500	500
208-413-95202		CONTINUING EDUCATION	-	499	-	-	-	-
208-413-95901		OTHER SUPPLIES	377	533	600	500	500	500
208-413-95910		HHS ADMIN COST ALLOCATION	57,988	37,990	58,110	39,032	39,032	39,032
208-413-96601		RENTALS OF SPACE	7,905	7,738	4,800	5,000	5,000	5,000
TOTAL MATERIALS & SERVICES			94,565	77,881	91,115	67,132	67,132	67,132
TOTAL DEPARTMENT EXPENDITURES			347,623	345,157	390,589	427,169	427,169	427,169

LINCOLN COUNTY, OREGON
PUBLIC HEALTH FUND (208)

DEPARTMENT: TOBACCO EDUCATION/PREVENTION (414)

A COMMUNITY SERVICES PROGRAM

OBJECTIVE: Reduce tobacco use and the burden of tobacco related diseases in Lincoln County residents by eliminating/reducing exposure to secondhand smoke, countering pro-tobacco influences, reducing youth access to tobacco and promoting the Oregon Tobacco Quit Line and other cessation services, reducing youth access to tobacco and the promotion of quitting.

WORK PLAN SUMMARY: Work with community partners to identify and implement evidence-based community policies and practices to reduce local tobacco use and tobacco exposure. Investigate complaints related to the Oregon Indoor Clean Air Act. Provide educational material to community members and groups. Actively promote Oregon Quit Line services to Lincoln County residents. The majority of the work is done at the level of initiating policy, policy change, and policy enforcement.

REVENUE AND EXPENDITURE SUMMARY

	Actual <u>2016-17</u>	Actual <u>2017-18</u>	Budget <u>2018-19</u>	Proposed <u>2019-20</u>	Approved <u>2019-20</u>	Adopted <u>2019-20</u>
Total Revenue	68,134	93,599	84,676	79,561	79,561	79,561
Personal Services	69,239	46,321	52,182	52,309	52,309	52,309
Materials & Services	14,175	26,634	15,098	6,532	6,532	6,532
Total Expenditures	83,414	72,955	67,280	58,841	58,841	58,841
Full-Time Positions	0.75	0.75	0.65	0.60	0.60	0.60

INTERRELATIONSHIPS: Oregon Public Health Division, Oregon Coast Community College, Samaritan Health System, other county Tobacco Prevention Education Program and Healthy Community Coordinators, local health care providers, Housing Authority of Lincoln County, Head Start of Lincoln County, worksites, childcare providers, organizers of outdoor venues, volunteer community members, and various community agencies.

LINCOLN COUNTY
FY 2019-20 ANNUAL BUDGET
Fund: 208 PUBLIC HEALTH FUND

Account #	Budgeted FTE		2016-17 Actual	2017-18 Actual	2018-19 Budget	2019-20 Proposed Budget	2019-20 Approved Budget	2019-20 Adopted Budget
Department: 414 - TOBACCO EDUCATION/PREVENTION GRANT								
<u>REVENUE</u>								
208-414-33212		IHN DST GRANT	-	24,122	-	-	-	-
208-414-33443		PE13 TOBACCO PREVENTION	68,134	68,289	68,289	58,841	58,841	58,841
208-414-36990		MISCELLANEOUS	-	1,188	-	-	-	-
208-414-40000		BEGINNING BALANCE	-	-	16,387	20,720	20,720	20,720
TOTAL REVENUE			68,134	93,599	84,676	79,561	79,561	79,561
<u>EXPENDITURES</u>								
<u>PERSONNEL SERVICES</u>								
208-414-90267	0.10	HEALTH PROMOTION PROGRAM MANAGER	3,392	3,856	2,828	7,983	7,983	7,983
208-414-90360	0.50	HEALTH EDUCATOR	41,483	28,219	27,325	27,521	27,521	27,521
208-414-90501		OVERTIME	-	-	42	-	-	-
208-414-90801		FICA	3,193	2,394	2,374	2,716	2,716	2,716
208-414-90802		401(K) RETIREMENT	4,937	3,538	3,413	3,906	3,906	3,906
208-414-90804		HEALTH INSURANCE	11,213	5,331	10,706	5,554	5,554	5,554
208-414-90805		DENTAL INSURANCE	1,525	612	1,234	572	572	572
208-414-90806		LIFE INSURANCE	34	20	43	43	43	43
208-414-90807		LTD INSURANCE	371	262	317	363	363	363
208-414-90808		WORKER'S COMPENSATION	592	343	2,070	2,369	2,369	2,369
208-414-90809		UNEMPLOYMENT	225	162	78	178	178	178
208-414-90810		PEHP	8	9	27	54	54	54
208-414-90812		HEALTH SAVINGS ACCOUNT	2,265	1,575	1,725	1,050	1,050	1,050
	0.60	TOTAL PERSONNEL SERVICES	69,239	46,321	52,182	52,309	52,309	52,309
<u>MATERIALS & SERVICES</u>								
208-414-91001		PAYROLL PROCESSING COST	-	-	152	-	-	-
208-414-91101		TRAVEL EXPENSE	679	1,039	1,245	700	700	700
208-414-91201		MEALS & LODGING	2,099	2,313	2,500	1,000	1,000	1,000
208-414-91401		TELEPHONE	44	37	100	100	100	100
208-414-91501		POSTAGE	1	9	10	20	20	20
208-414-91601		PRINTING & PUBLICATIONS	544	-	-	25	25	25
208-414-92001		UTILITIES	-	566	450	400	400	400
208-414-92901		MEMBERSHIP FEES & DUES	195	65	-	-	-	-
208-414-93901		CONTRACTUAL SERVICES	-	2,693	650	-	-	-
208-414-94101		OFFICE SUPPLIES	283	22	40	-	-	-
208-414-94102		FURNITURE & EQUIP < \$10,000	1,136	-	-	-	-	-
208-414-95201		EDUCATION & LIBRARY	50	120	-	-	-	-
208-414-95202		CONTINUING EDUCATION	200	770	900	-	-	-
208-414-95901		OTHER SUPPLIES	-	1,316	300	-	-	-
208-414-95910		HHS ADMIN COST ALLOCATION	8,943	15,237	8,580	4,287	4,287	4,287
208-414-96601		RENTALS OF SPACE	-	2,448	171	-	-	-
TOTAL MATERIALS & SERVICES			14,175	26,634	15,098	6,532	6,532	6,532
TOTAL DEPARTMENT EXPENDITURES			83,414	72,955	67,280	58,841	58,841	58,841

LINCOLN COUNTY, OREGON
PUBLIC HEALTH FUND (208)
DEPARTMENT: PARENTS AS TEACHERS (417)
A COMMUNITY SERVICES PROGRAM

OBJECTIVE: Lincoln County Parents as Teachers strives to deliver a model of care that will strengthen families, increase their understanding of human development, support healthy growth and development, and promote self-sufficiency and socialization skills using culturally appropriate methods for the population. This also includes group sessions for families and other community members, providing social support networks for families so children are better prepared for kindergarten.

WORK PLAN SUMMARY: Parents as Teachers is an intensive program offered to parents in Lincoln County. Participation is voluntary on the part of the family. Those families that consent are assigned a Parent Educator and receive home visits that can continue until the child is four years old. All children are given developmental screenings and around 30% those children are referred for future Early Intervention services. The return on every \$1 invested in early childhood education is estimated to be between \$7 and \$12.

REVENUE AND EXPENDITURE SUMMARY

	Actual <u>2016-17</u>	Actual <u>2017-18</u>	Budget <u>2018-19</u>	Proposed <u>2019-20</u>	Approved <u>2019-20</u>	Adopted <u>2019-20</u>
Total Revenue	271,887	421,002	431,884	448,346	448,346	448,346
Personal Services	242,433	288,220	336,016	357,501	357,501	357,501
Materials & Services	80,167	105,889	90,788	90,846	90,846	90,846
Total Expenditures	322,600	394,109	426,804	448,347	448,347	448,347
Full-Time Positions	4.00	4.00	3.30	4.20	4.20	4.20

EFFECTIVENESS INDICATORS: 71 families enrolled in the Parents as Teachers program in 2018. 100% of children enrolled in the Parents as Teachers program are screened for child development using the Ages and Stages Questionnaire (ASQ) Infant Toddler MH using ASQ: SE for social emotional development, and referred to any additional services as needed and provide ongoing monitoring.

INTERRELATIONSHIPS: Local pediatricians, Children Services Division (DHS), local and regional dentists, Adult and Family Services, WIC, schools, daycare, Samaritan Hospitals, Early Intervention and Early Childhood Special Education, County Libraries, Housing, Samaritan House and My Sister's Place, Siletz Tribal Clinic, food banks, and parks and recreation programs. Referrals include regional and statewide specialty medical care services as well.

LINCOLN COUNTY
FY 2019-20 ANNUAL BUDGET
Fund: 208 PUBLIC HEALTH FUND

Account #	Budgeted FTE		2016-17 Actual	2017-18 Actual	2018-19 Budget	2019-20 Proposed Budget	2019-20 Approved Budget	2019-20 Adopted Budget
Department: 417 - PARENTS AS TEACHERS PROGRAM								
<u>REVENUE</u>								
208-417-33132		MIECHV GRANT	46,184	-	-	-	-	-
208-417-33133		MIECHV SYSTEM DEVELOPMENT GRANT	12,985	-	-	-	-	-
208-417-33202		DST GRANT	-	181,536	-	-	-	-
208-417-33415		EARLY LEARNING COUNCIL	119,856	-	-	-	-	-
208-417-33420		TARGETED CASE MANAGEMENT STATE	87,894	71,219	390,250	-	-	-
208-417-34516		MEDICAID FEES	4,969	-	-	-	-	-
208-417-34583		EXPANDED TCM	-	168,247	-	395,938	395,938	395,938
208-417-39101		TRANSFER FROM GENERAL FUND	-	-	-	47,887	47,887	47,887
208-417-40000		BEGINNING BALANCE	-	-	41,634	4,521	4,521	4,521
TOTAL REVENUE			271,887	421,002	431,884	448,346	448,346	448,346
<u>EXPENDITURES</u>								
<u>PERSONNEL SERVICES</u>								
208-417-90267		HEALTH PROMOTION PROGRAM MANAGER	13,571	4,272	-	-	-	-
208-417-90274	1.00	HOME VISITOR SUPERVISOR	51,498	52,678	55,579	52,658	52,658	52,658
208-417-90282		HHS ADMINISTRATIVE MANAGER	-	-	-	-	-	-
208-417-90362	0.20	OFFICE ASSISTANT 2	9,449	9,614	9,612	10,250	10,250	10,250
208-417-90373	3.00	HOME VISITOR	72,977	104,839	126,414	139,907	139,907	139,907
208-417-90501		OVERTIME	247	-	-	-	-	-
208-417-90604		INTERPRETER STIPEND	840	1,645	1,680	840	840	840
208-417-90801		FICA	10,774	12,529	15,421	15,515	15,515	15,515
208-417-90802		401(K) RETIREMENT	16,344	19,036	22,175	22,310	22,310	22,310
208-417-90804		HEALTH INSURANCE	43,896	55,975	71,244	79,532	79,532	79,532
208-417-90805		DENTAL INSURANCE	5,616	6,338	7,446	8,254	8,254	8,254
208-417-90806		LIFE INSURANCE	119	140	310	302	302	302
208-417-90807		LTD INSURANCE	1,232	1,406	2,061	2,074	2,074	2,074
208-417-90808		WORKER'S COMPENSATION	4,325	5,708	10,076	11,705	11,705	11,705
208-417-90809		UNEMPLOYMENT	742	865	504	1,014	1,014	1,014
208-417-90810		PEHP	216	175	594	540	540	540
208-417-90812		HEALTH SAVINGS ACCOUNT	10,586	13,000	12,900	12,600	12,600	12,600
4.20		TOTAL PERSONNEL SERVICES	242,433	288,220	336,016	357,501	357,501	357,501
<u>MATERIALS & SERVICES</u>								
208-417-91001		PAYROLL PROCESSING COST	-	-	760	624	624	624
208-417-91101		TRAVEL EXPENSE	551	1,849	1,783	1,500	1,500	1,500
208-417-91102		FLEET SERVICES	8,324	8,623	10,000	8,400	8,400	8,400
208-417-91201		MEALS & LODGING	3,747	1,966	1,000	1,000	1,000	1,000
208-417-91401		TELEPHONE	4,566	5,952	6,300	6,000	6,000	6,000
208-417-91501		POSTAGE	22	15	50	50	50	50
208-417-91601		PRINTING & PUBLICATIONS	355	77	50	200	200	200
208-417-92001		UTILITIES	-	42	-	500	500	500
208-417-92901		MEMBERSHIP FEES & DUES	3,850	358	600	500	500	500
208-417-93301		MAINTENANCE AGREEMENTS	428	706	550	600	600	600
208-417-93901		CONTRACTUAL SERVICES	1,396	1,453	1,640	1,640	1,640	1,640
208-417-93981		IHN DST GRANT EXPENSE	-	19,487	-	-	-	-
208-417-94101		OFFICE SUPPLIES	260	372	500	500	500	500
208-417-94102		FURNITURE & EQUIP < \$10,000	-	897	3,500	4,000	4,000	4,000
208-417-94601		FOOD & CLOTHING	-	230	600	500	500	500
208-417-95201		EDUCATION & LIBRARY	56	-	-	-	-	-
208-417-95202		CONTINUING EDUCATION	4,563	1,657	700	2,400	2,400	2,400
208-417-95901		OTHER SUPPLIES	883	210	1,500	500	500	500
208-417-95910		HHS ADMIN COST ALLOCATION	50,672	60,870	50,357	49,932	49,932	49,932
208-417-96601		RENTALS OF SPACE	495	1,125	10,898	12,000	12,000	12,000
TOTAL MATERIALS & SERVICES			80,167	105,889	90,788	90,846	90,846	90,846
TOTAL DEPARTMENT EXPENDITURES			322,600	394,109	426,804	448,347	448,347	448,347

**LINCOLN COUNTY, OREGON
PUBLIC HEALTH FUND (208)**

**DEPARTMENT: INTELLECTUAL & DEVELOPMENTAL DISABILITIES CASE
MANAGEMENT (422)**

A COMMUNITY SERVICES PROGRAM

OBJECTIVE: Identify, locate and assist with access to needed services and supports for children and adult residents of Lincoln County diagnosed with intellectual/developmental disabilities. Assure quality of services provided by the County program as well as contracted service providers and Support Brokerage services.

WORK PLAN SUMMARY: Provide eligibility determination, coordinated case management services, quality assurance, protective services, liaison and monitoring with contracted providers and coordination with Support Brokerage services. Minimize negative impact of budgetary changes to service delivery. Provide clinical supervision for case managers and eligibility specialists.

REVENUE AND EXPENDITURE SUMMARY

	Actual <u>2016-17</u>	Actual <u>2017-18</u>	Budget <u>2018-19</u>	Proposed <u>2019-20</u>	Approved <u>2019-20</u>	Adopted <u>2019-20</u>
Total Revenue	1,106,799	1,157,269	1,871,881	1,473,779	1,473,779	1,473,779
Personal Services	716,581	822,489	928,424	1,104,478	1,104,478	1,104,478
Materials & Services	254,064	241,874	260,060	270,666	270,666	270,666
Capital Outlay	<u>25,173</u>	<u>0</u>	<u>0</u>	<u>0</u>	<u>0</u>	<u>0</u>
Total Expenditures	995,818	1,064,363	1,188,484	1,375,144	1,375,144	1,375,144
Full-Time Positions	9.20	12.00	12.00	11.25	11.25	11.25

INTERRELATIONSHIPS: State Office of Services to Seniors and Persons with Disabilities, subcontracted providers, schools, physicians, Support and Brokerage staff, and other local and state agencies.

BUDGET NOTE: This program will be moved for accounting purposes to the Public Health Fund from the Mental Health Fund in FY 2019-20. The history shown in the table above represents costs from the Mental Health Fund. Only the proposed budget for 2019-20 and forward will be carried in the Public Health Fund.

LINCOLN COUNTY
FY 2019-20 ANNUAL BUDGET
Fund: 208 PUBLIC HEALTH FUND

Account #	Budgeted FTE		2016-17 Actual	2017-18 Actual	2018-19 Budget	2019-20 Proposed Budget	2019-20 Approved Budget	2019-20 Adopted Budget
Department: 422 - INTELLECTUAL & DEVELOPMENTAL DISABILITIES PROGRAM								
REVENUE								
208-422-33257		DD57 SPECIAL PROJECTS	-	-	-	5,000	5,000	5,000
208-422-33471		DD55 ABUSE INVESTIGATIONS	-	-	-	50,000	50,000	50,000
208-422-33479		SE48 DD CASE MANAGEMENT	-	-	-	850,000	850,000	850,000
208-422-33489		SE02 LOCAL ADMINISTRATION	-	-	-	75,000	75,000	75,000
208-422-39209		TRANSFER FROM MENTAL HEALTH FUND	-	-	-	493,779	493,779	493,779
TOTAL REVENUE			-	-	-	1,473,779	1,473,779	1,473,779
EXPENDITURES								
PERSONNEL SERVICES								
208-422-90277	1.00	DD CLINICAL SUPERVISOR	-	-	-	85,490	85,490	85,490
208-422-90284	1.00	DEPUTY DIRECTOR - DD	-	-	-	77,563	77,563	77,563
208-422-90358	7.00	SERVICE COORDINATOR	-	-	-	420,800	420,800	420,800
208-422-90362	2.00	OFFICE ASSISTANT 2	-	-	-	85,530	85,530	85,530
208-422-90402	0.25	CONTRACT EMPLOYEE	-	-	-	40,000	40,000	40,000
208-422-90801		FICA	-	-	-	51,208	51,208	51,208
208-422-90802		401(k) RETIREMENT	-	-	-	73,632	73,632	73,632
208-422-90804		HEALTH INSURANCE	-	-	-	168,451	168,451	168,451
208-422-90805		DENTAL INSURANCE	-	-	-	17,053	17,053	17,053
208-422-90806		LIFE INSURANCE	-	-	-	864	864	864
208-422-90807		LTD INSURANCE	-	-	-	6,844	6,844	6,844
208-422-90808		WORKERS' COMPENSATION	-	-	-	44,656	44,656	44,656
208-422-90809		UNEMPLOYMENT	-	-	-	3,347	3,347	3,347
208-422-90810		PEHP	-	-	-	540	540	540
208-422-90812		HEALTH SAVINGS ACCOUNT	-	-	-	28,500	28,500	28,500
11.25		TOTAL PERSONNEL SERVICES	-	-	-	1,104,478	1,104,478	1,104,478
MATERIALS & SERVICES								
208-422-91001		PAYROLL PROCESSING COST	-	-	-	1,872	1,872	1,872
208-422-91101		TRAVEL EXPENSE	-	-	-	2,500	2,500	2,500
208-422-91102		FLEET SERVICES	-	-	-	8,600	8,600	8,600
208-422-91201		MEALS & LODGING	-	-	-	2,500	2,500	2,500
208-422-91401		TELEPHONE	-	-	-	8,000	8,000	8,000
208-422-91501		POSTAGE	-	-	-	1,000	1,000	1,000
208-422-91601		PRINTING & PUBLICATIONS	-	-	-	500	500	500
208-422-92901		MEMBERSHIP FEES & DUES	-	-	-	500	500	500
208-422-93301		MAINTENANCE AGREEMENTS	-	-	-	4,000	4,000	4,000
208-422-93901		CONTRACTUAL SERVICES	-	-	-	15,000	15,000	15,000
208-422-94101		OFFICE SUPPLIES	-	-	-	3,500	3,500	3,500
208-422-94102		FURNITURE & EQUIP <\$10,000	-	-	-	10,000	10,000	10,000
208-422-94601		FOOD & CLOTHING	-	-	-	500	500	500
208-422-95202		CONTINUING EDUCATION	-	-	-	1,000	1,000	1,000
208-422-95901		OTHER SUPPLIES	-	-	-	200	200	200
208-422-95905		CLIENT SERVICES	-	-	-	1,500	1,500	1,500
208-422-95910		HHS ADMIN COST ALLOCATION	-	-	-	154,494	154,494	154,494
208-422-95934		FAMILY SUPPORT SERVICES	-	-	-	5,000	5,000	5,000
208-422-95945		K PLAN IN-HOME SERVICES	-	-	-	5,000	5,000	5,000
208-422-96601		RENTALS OF SPACE	-	-	-	45,000	45,000	45,000
TOTAL MATERIALS & SERVICES			-	-	-	270,666	270,666	270,666
TOTAL DEPARTMENT EXPENDITURES			-	-	-	1,375,144	1,375,144	1,375,144

LINCOLN COUNTY, OREGON
PUBLIC HEALTH FUND (208)
DEPARTMENT: ADDICTIONS PREVENTION (430)
A COMMUNITY SERVICES PROGRAM

OBJECTIVE: Reduce alcohol, substance and gambling abuse through community-based prevention efforts.

WORK PLAN SUMMARY: Assist community prevention coalitions toward reducing substance and gambling abuse in Lincoln County. Focus is on information dissemination, education (youth and adults) and community mobilization.

REVENUE AND EXPENDITURE SUMMARY

	<u>Actual</u> <u>2016-17</u>	<u>Actual</u> <u>2017-18</u>	<u>Budget</u> <u>2018-19</u>	<u>Proposed</u> <u>2019-20</u>	<u>Approved</u> <u>2019-20</u>	<u>Adopted</u> <u>2019-20</u>
Total Revenue	135,246	174,607	396,497	474,771	474,771	474,771
Personal Services	23,932	67,125	148,627	246,532	246,532	246,532
Materials & Services	36,714	54,716	152,070	250,779	250,779	250,779
Total Expenditures	60,646	121,841	300,697	497,311	497,311	497,311
Full-Time Positions	0.60	0.60	0.70	2.50	2.50	2.50

INTERRELATIONSHIPS: APARC, Community Prevention Coalitions, Service Organizations, Juvenile Department, Sheriff's Department, Local Police Agencies, School Based Health Centers.

LINCOLN COUNTY
FY 2019-20 ANNUAL BUDGET
Fund: 208 PUBLIC HEALTH FUND

Account #	Budgeted FTE		2016-17 Actual	2017-18 Actual	2018-19 Budget	2019-20 Proposed Budget	2019-20 Approved Budget	2019-20 Adopted Budget
Department: 430 - ADDICTIONS PREVENTION								
REVENUE								
208-430-33232		PE27 Rx DRUG OD PREVENTION GRANT	-	35,701	95,500	53,315	53,315	53,315
208-430-33243		MARIJUANA EDUCATION GRANT - CITIES	-	-	20,000	-	-	-
208-430-33245		SE66 STATE OPIOID USE DISORDER TREATMENT SERVICES	-	-	70,000	142,857	142,857	142,857
208-430-33441		SE80 GAMBLING PREVENTION/STATE MHD	44,432	47,113	25,113	25,113	25,113	25,113
208-430-33442		PREVENTION SE70/1A STATE - ADPEP	61,250	61,793	61,250	61,250	61,250	61,250
208-430-39101		TRANSFER FROM GENERAL FUND	-	-	60,000	60,000	60,000	60,000
208-430-40000		BEGINNING BALANCE	29,564	30,000	64,634	132,236	132,236	132,236
TOTAL REVENUE			135,246	174,607	396,497	474,771	474,771	474,771
EXPENDITURES								
PERSONNEL SERVICES								
208-430-90267	0.80	HEALTH PROMOTION PROGRAM MANAGER	3,394	5,990	18,138	63,866	63,866	63,866
208-430-90284	0.20	DEPUTY DIRECTOR - PH	-	-	-	18,430	18,430	18,430
208-430-90360	1.50	HEALTH EDUCATOR	12,855	41,079	73,476	82,766	82,766	82,766
208-430-90501		OVERTIME	-	189	-	-	-	-
208-430-90603		TELEPHONE STIPEND	168	147	672	168	168	168
208-430-90801		FICA	1,211	3,477	7,353	12,627	12,627	12,627
208-430-90802		401(K) RETIREMENT	1,807	5,214	10,573	18,157	18,157	18,157
208-430-90804		HEALTH INSURANCE	2,991	7,593	23,337	28,337	28,337	28,337
208-430-90805		DENTAL INSURANCE	405	915	2,681	2,986	2,986	2,986
208-430-90806		LIFE INSURANCE	8	30	130	180	180	180
208-430-90807		LTD INSURANCE	130	389	983	1,688	1,688	1,688
208-430-90808		WORKER'S COMPENSATION	195	502	6,412	11,012	11,012	11,012
208-430-90809		UNEMPLOYMENT	80	237	240	825	825	825
208-430-90810		PEHP	12	14	432	540	540	540
208-430-90812		HEALTH SAVINGS ACCOUNT	675	1,350	4,200	4,950	4,950	4,950
2.50		TOTAL PERSONNEL SERVICES	23,932	67,125	148,627	246,532	246,532	246,532
MATERIALS & SERVICES								
208-430-91001		PAYROLL PROCESSING COST	-	-	608	468	468	468
208-430-91101		TRAVEL EXPENSE	444	285	158	2,000	2,000	2,000
208-430-91201		MEALS & LODGING	3,310	2,340	1,355	2,000	2,000	2,000
208-430-91401		TELEPHONE	-	-	-	1,800	1,800	1,800
208-430-91501		POSTAGE	0	115	115	200	200	200
208-430-91601		PRINTING & PUBLICATIONS	120	-	-	500	500	500
208-430-92001		UTILITIES	-	613	422	700	700	700
208-430-93901		CONTRACTUAL SERVICES	15,276	8,439	30,000	110,000	110,000	110,000
208-430-93906		MARKETING SERVICES	6,771	4,311	4,344	5,000	5,000	5,000
208-430-93983		MARIJUANA EDUCATION PROGRAM	-	-	80,000	-	-	-
208-430-93985		Rx DRUG OD PREVENTION EXPENSE	-	28,058	-	-	-	-
208-430-93986		SE 70/ADPEP GRANT EXPENSE	-	150	-	-	-	-
208-430-94101		OFFICE SUPPLIES	88	406	697	5,000	5,000	5,000
208-430-95105		PHARMACY	-	-	-	85,000	85,000	85,000
208-430-95202		CONTINUING EDUCATION	-	1,880	800	1,000	1,000	1,000
208-430-95901		OTHER SUPPLIES	522	1,978	250	5,000	5,000	5,000
208-430-95910		HHS ADMIN COST ALLOCATION	10,182	2,965	28,350	28,111	28,111	28,111
208-430-96601		RENTALS OF SPACE	-	3,176	4,971	4,000	4,000	4,000
TOTAL MATERIALS & SERVICES			36,714	54,716	152,070	250,779	250,779	250,779
TOTAL DEPARTMENT EXPENDITURES			60,646	121,841	300,697	497,311	497,311	497,311

LINCOLN COUNTY, OREGON
PUBLIC HEALTH FUND (208)
DEPARTMENT: EMERGENCY PREPAREDNESS (434)
A COMMUNITY SERVICES PROGRAM

OBJECTIVES: Using an “All Hazards” approach, develop, test/exercise, and refine plans to protect the health of Lincoln County residents. All efforts should be connected to federally identified Targeted Capabilities.

WORK PLAN SUMMARY: Comply with requirement of Oregon Health Authority Preparedness Program in development of work plans; demonstrate progress at bi-annual program reviews with state staff. Develop progressive three-year exercise plan for local public health (in conjunction with community partners) which provides experience and input to modify existing written plans. Participates in Lincoln County Emergency Management groups and activities. Provide opportunities for staff training which is recommended by Oregon Health Authority and Federal standards for all levels of HHS organization with particular emphasis on in-depth training for key leadership staff. Serve as a voting member in the Regional Health Security Preparedness and Response group to assure that efforts of local public health are closely coordinated with Lincoln County healthcare partners.

REVENUE AND EXPENDITURE SUMMARY

	Actual <u>2016-17</u>	Actual <u>2017-18</u>	Budget <u>2018-19</u>	Proposed <u>2019-20</u>	Approved <u>2019-20</u>	Adopted <u>2019-20</u>
Total Revenue	20,218	50,754	31,142	56,650	56,650	56,650
Personal Services	22,811	24,567	12,074	39,511	39,511	39,511
Materials & Services	11,097	6,046	49,685	10,483	10,483	10,483
Total Expenditures	33,908	30,613	61,759	49,994	49,994	49,994
Full-Time Positions	0.35	0.35	0.30	0.30	0.30	0.30

INTERRELATIONSHIPS: Lincoln County Emergency Manager, public safety and healthcare partners.

BUDGET NOTE: This is a continuing Oregon Health Authority Federal grant that started in FY2003-2004.

LINCOLN COUNTY
FY 2019-20 ANNUAL BUDGET
Fund: 208 PUBLIC HEALTH FUND

Account #	Budgeted FTE		2016-17 Actual	2017-18 Actual	2018-19 Budget	2019-20 Proposed Budget	2019-20 Approved Budget	2019-20 Adopted Budget
Department: 434 - HHS EMERGENCY PREPAREDNESS								
REVENUE								
208-434-33421		PE12 HHS EMERGENCY PREP GRANT	20,218	30,614	31,142	36,510	36,510	36,510
208-434-39101		TRANSFER FROM GENERAL FUND	-	20,140	-	-	-	-
208-434-40000		BEGINNING BALANCE	-	-	-	20,140	20,140	20,140
TOTAL REVENUE			20,218	50,754	31,142	56,650	56,650	56,650
EXPENDITURES								
PERSONNEL SERVICES								
208-434-90230	0.10	ENVIRONMENTAL HEALTH MANAGER	4,436	4,515	4,514	9,486	9,486	9,486
208-434-90259		DIVISION DIRECTOR	5,065	2,840	-	-	-	-
208-434-90284	0.20	DEPUTY DIRECTOR - PH	-	-	-	18,430	18,430	18,430
208-434-90357		COMMUNITY HEALTH NURSE 2	3,284	4,339	-	-	-	-
208-434-90365		ENVIRONMENTAL HEALTH SPECIALIST	2,690	5,553	-	-	-	-
208-434-90501		OVERTIME	249	405	-	-	-	-
208-434-90603		TELEPHONE STIPEND	847	23	840	168	168	168
208-434-90801		FICA	1,232	1,322	1,045	2,135	2,135	2,135
208-434-90802		401(K) RETIREMENT	1,826	1,949	1,419	3,071	3,071	3,071
208-434-90804		HEALTH INSURANCE	2,010	2,291	2,379	2,890	2,890	2,890
208-434-90805		DENTAL INSURANCE	303	362	259	260	260	260
208-434-90806		LIFE INSURANCE	10	11	11	22	22	22
208-434-90807		LTD INSURANCE	136	145	131	285	285	285
208-434-90808		WORKER'S COMPENSATION	206	185	911	1,862	1,862	1,862
208-434-90809		UNEMPLOYMENT	85	89	34	140	140	140
208-434-90810		PEHP	19	14	81	162	162	162
208-434-90812		HEALTH SAVINGS ACCOUNT	414	525	450	600	600	600
TOTAL PERSONNEL SERVICES			22,811	24,567	12,074	39,511	39,511	39,511
MATERIALS & SERVICES								
208-434-91001		PAYROLL PROCESSING COST	-	-	400	-	-	-
208-434-91201		MEALS & LODGING	99	130	-	-	-	-
208-434-91401		TELEPHONE	4,232	1,925	2,968	3,900	3,900	3,900
208-434-93901		CONTRACTUAL SERVICES	-	-	-	1,300	1,300	1,300
208-434-95901		OTHER SUPPLIES	-	-	1,877	1,000	1,000	1,000
208-434-95910		HHS ADMIN COST ALLOCATION	6,766	3,992	44,440	4,283	4,283	4,283
TOTAL MATERIALS & SERVICES			11,097	6,046	49,685	10,483	10,483	10,483
TOTAL DEPARTMENT EXPENDITURES			33,908	30,614	61,759	49,994	49,994	49,994

LINCOLN COUNTY, OREGON
PUBLIC HEALTH FUND (208)
DEPARTMENT: ENVIRONMENTAL HEALTH (440)
A COMMUNITY SERVICES PROGRAM

OBJECTIVE: Control incidence of communicable diseases associated with licensed public facilities (restaurants, motels, swimming pools, recreation parks, and organizational camps), school food service facilities and care facilities. Insure compliance of licensed facilities with state law and attendant administrative rules (ORS 431, 433, 434, 446, 448, and 624). Respond to environmental hazards and complaints; provide information and referral; provide weeknight and weekend on-call coverage for environmental health/public health/communicable disease emergencies.

WORK PLAN SUMMARY: Conduct sanitation inspections of restaurants, pools, spas, motels and hotels, recreation parks, organizational camps, care facilities and school kitchens. Participate on department CD Team; investigate CD complaints related to food, water, and shellfish. Investigate animal bite reports, provide rabies prevention follow-up. Train food handlers annually.

REVENUE AND EXPENDITURE SUMMARY

	Actual <u>2016-17</u>	Actual <u>2017-18</u>	Budget <u>2018-19</u>	Proposed <u>2019-20</u>	Approved <u>2019-20</u>	Adopted <u>2019-20</u>
Total Revenue	340,174	352,069	389,155	455,977	455,977	455,977
Personal Services	223,234	239,787	274,844	347,054	347,054	347,054
Materials & Services	100,313	84,325	118,466	108,692	108,692	108,692
Total Expenditures	323,547	324,112	393,310	455,746	455,746	455,746
Full-Time Positions	2.55	2.55	2.60	3.33	3.33	3.33

EFFECTIVENESS INDICATORS: There were 1,399 inspections in 2018. We investigated 39 complaints and 19 foodborne illness reports. We investigated and followed up on 125 animal bites and 2 foodborne illness outbreaks.

INTERRELATIONSHIPS: Oregon Health Authority; Oregon Department of Environmental Quality; County building, electrical, plumbing inspectors; Oregon Department of Agriculture, Lincoln County School District, Oregon State Department of Education; Lincoln County residents and tourists; Lincoln County tourist facility operators; Lincoln County Sheriff's office including Animal Control Officers; City police departments within Lincoln County.

LINCOLN COUNTY
FY 2019-20 ANNUAL BUDGET
Fund: 208 PUBLIC HEALTH FUND

Account #	Budgeted FTE		2016-17 Actual	2017-18 Actual	2018-19 Budget	2019-20 Proposed Budget	2019-20 Approved Budget	2019-20 Adopted Budget
Department: 440 - ENVIRONMENTAL HEALTH								
<u>REVENUE</u>								
208-440-34565		FEES/LICENSE & INSPECTION	321,257	335,902	351,900	386,250	386,250	386,250
208-440-34566		FOODHANDLER FEES	8,412	8,495	8,200	8,500	8,500	8,500
208-440-36990		MISCELLANEOUS	5,503	2,672	500	2,000	2,000	2,000
208-440-40000		BEGINNING BALANCE	5,002	5,000	28,555	59,227	59,227	59,227
TOTAL REVENUE			340,174	352,069	389,155	455,977	455,977	455,977
<u>EXPENDITURES</u>								
<u>PERSONNEL SERVICES</u>								
208-440-90230	0.40	ENVIRONMENTAL HEALTH MANAGER	44,371	45,150	45,138	37,945	37,945	37,945
208-440-90284	0.20	DEPUTY DIRECTOR - PH	-	-	-	18,430	18,430	18,430
208-440-90362	0.35	OFFICE ASSISTANT 2	16,537	16,825	16,821	17,675	17,675	17,675
208-440-90365	1.90	ENVIRONMENTAL HEALTH SPECIALIST	87,847	96,972	111,819	124,852	124,852	124,852
208-440-90366	0.48	SANITARIAN TRAINEE	-	-	-	23,618	23,618	23,618
208-440-90501		OVERTIME	3,064	4,070	4,000	-	-	-
208-440-90504		COMP TIME PAY OFF	120	-	-	-	-	-
208-440-90603		TELEPHONE STIPEND	-	-	-	168	168	168
208-440-90801		FICA	11,202	12,024	13,562	17,023	17,023	17,023
208-440-90802		401(K) RETIREMENT	16,717	17,934	19,500	24,477	24,477	24,477
208-440-90804		HEALTH INSURANCE	27,915	32,420	38,433	50,485	50,485	50,485
208-440-90805		DENTAL INSURANCE	3,577	3,843	4,231	5,300	5,300	5,300
208-440-90806		LIFE INSURANCE	95	100	198	274	274	274
208-440-90807		LTD INSURANCE	1,227	1,345	1,777	2,275	2,275	2,275
208-440-90808		WORKER'S COMPENSATION	1,960	1,748	11,827	14,845	14,845	14,845
208-440-90809		UNEMPLOYMENT	762	815	443	1,113	1,113	1,113
208-440-90810		PEHP	91	90	270	324	324	324
208-440-90812		HEALTH SAVINGS ACCOUNT	7,750	6,450	6,825	8,250	8,250	8,250
3.33		TOTAL PERSONNEL SERVICES	223,234	239,787	274,844	347,054	347,054	347,054
<u>MATERIALS & SERVICES</u>								
208-440-91001		PAYROLL PROCESSING COST	-	-	-	468	468	468
208-440-91101		TRAVEL EXPENSE	1,558	2,242	1,500	2,000	2,000	2,000
208-440-91102		FLEET SERVICES	9,025	7,169	8,800	6,900	6,900	6,900
208-440-91201		MEALS & LODGING	3,102	2,279	1,800	1,000	1,000	1,000
208-440-91401		TELEPHONE	3,100	2,975	2,550	2,700	2,700	2,700
208-440-91501		POSTAGE	879	848	1,000	1,100	1,100	1,100
208-440-91601		PRINTING & PUBLICATIONS	210	89	-	200	200	200
208-440-92001		UTILITIES	-	42	-	500	500	500
208-440-92901		MEMBERSHIP FEES & DUES	300	600	-	-	-	-
208-440-93901		CONTRACTUAL SERVICES	2,980	6,970	2,700	3,000	3,000	3,000
208-440-94101		OFFICE SUPPLIES	1,409	3,850	3,000	1,500	1,500	1,500
208-440-94102		FURNITURE & EQUIP < \$10,000	10,389	-	9,000	2,000	2,000	2,000
208-440-94601		FOOD & CLOTHING	1,416	-	-	-	-	-
208-440-95202		CONTINUING EDUCATION	580	1,215	1,500	1,500	1,500	1,500
208-440-95901		OTHER SUPPLIES	3,431	3,017	1,200	1,200	1,200	1,200
208-440-95910		HHS ADMIN COST ALLOCATION	37,593	34,583	39,511	37,624	37,624	37,624
208-440-95932		STATE LICENSING PROGRAM	24,341	17,229	26,000	25,000	25,000	25,000
208-440-96601		RENTALS OF SPACE	-	1,218	19,905	22,000	22,000	22,000
TOTAL MATERIALS & SERVICES			100,313	84,325	118,466	108,692	108,692	108,692
TOTAL DEPARTMENT EXPENDITURES			323,546	324,111	393,310	455,746	455,746	455,746

LINCOLN COUNTY, OREGON
PUBLIC HEALTH FUND (208)
DEPARTMENT: VITAL STATISTICS (441)
A COMMUNITY SERVICES PROGRAM

OBJECTIVE: Provide birth and death certificates upon request in accordance with ORS, OARs and program guidance.

WORK PLAN SUMMARY: Provide requested birth and death certificates in an efficient and effective manner. Assist residents in accessing vital records.

REVENUE AND EXPENDITURE SUMMARY

	Actual	Actual	Budget	Proposed	Approved	Adopted
	<u>2016-17</u>	<u>2017-18</u>	<u>2018-19</u>	<u>2019-20</u>	<u>2019-20</u>	<u>2019-20</u>
Total Revenue	59,948	57,255	55,900	68,116	68,116	68,116
Personal Services	45,160	46,617	49,428	51,975	51,975	51,975
Materials & Services	12,019	7,688	8,396	6,290	6,290	6,290
Total Expenditures	57,179	54,305	57,824	58,265	58,265	58,265
Full-Time Positions	0.55	0.55	0.55	0.55	0.55	0.55

EFFECTIVENESS INDICATORS: Lincoln County had total of 484 deaths and issued 2,249 death certificates (people need multiple copies of the certificates). There were 289 total births, and issued 124 birth certificates. Total people assisted in 2018 Homeless Connect. On a routine basis one to two adults per week are assisted in obtaining their birth certificates from other jurisdictions.

RELATIONSHIPS: Oregon Health Authority, mortuaries, hospitals and community members.

LINCOLN COUNTY
FY 2019-20 ANNUAL BUDGET
Fund: 208 PUBLIC HEALTH FUND

Account #	Budgeted FTE		2016-17 Actual	2017-18 Actual	2018-19 Budget	2019-20 Proposed Budget	2019-20 Approved Budget	2019-20 Adopted Budget
Department: 441 - VITAL STATISTICS								
<u>REVENUE</u>								
208-441-36992		VITAL STATISTICS	59,948	57,255	55,900	60,000	60,000	60,000
208-441-40000		BEGINNING BALANCE	-	-	-	8,116	8,116	8,116
TOTAL REVENUE			59,948	57,255	55,900	68,116	68,116	68,116
<u>EXPENDITURES</u>								
<u>PERSONNEL SERVICES</u>								
208-441-90230	0.05	ENVIRONMENTAL HEALTH MANAGER	4,436	4,515	4,514	4,743	4,743	4,743
208-441-90362	0.50	OFFICE ASSISTANT 2	23,622	24,037	24,030	25,251	25,251	25,251
208-441-90801		FICA	2,056	2,091	2,184	2,295	2,295	2,295
208-441-90802		401(K) RETIREMENT	3,088	3,141	3,140	3,299	3,299	3,299
208-441-90804		HEALTH INSURANCE	8,409	9,303	10,377	11,020	11,020	11,020
208-441-90805		DENTAL INSURANCE	1,139	1,162	1,199	1,192	1,192	1,192
208-441-90806		LIFE INSURANCE	22	21	40	40	40	40
208-441-90807		LTD INSURANCE	233	237	292	307	307	307
208-441-90808		WORKER'S COMPENSATION	355	309	1,904	2,001	2,001	2,001
208-441-90809		UNEMPLOYMENT	142	143	71	150	150	150
208-441-90810		PEHP	8	9	27	27	27	27
208-441-90812		HEALTH SAVINGS ACCOUNT	1,650	1,650	1,650	1,650	1,650	1,650
0.55		TOTAL PERSONNEL SERVICES	45,160	46,617	49,428	51,975	51,975	51,975
<u>MATERIALS & SERVICES</u>								
208-441-91001		PAYROLL PROCESSING COST	-	-	-	156	156	156
208-441-91501		POSTAGE	235	179	130	200	200	200
208-441-93901		CONTRACTUAL SERVICES	37	39	-	-	-	-
208-441-94101		OFFICE SUPPLIES	262	60	1,500	200	200	200
208-441-95902		BIRTH CERTIFICATE FEES	1,455	564	100	100	100	100
208-441-95910		HHS ADMIN COST ALLOCATION	10,030	6,846	6,666	5,634	5,634	5,634
TOTAL MATERIALS & SERVICES			12,019	7,688	8,396	6,290	6,290	6,290
TOTAL DEPARTMENT EXPENDITURES			57,179	54,305	57,824	58,265	58,265	58,265

LINCOLN COUNTY, OREGON
PUBLIC HEALTH FUND (208)
DEPARTMENT: HIV PREVENTION (452)
A COMMUNITY SERVICES PROGRAM

OBJECTIVE: To provide engagement, rapid HIV testing services, education, and support services to Lincoln County residents.

WORK PLAN SUMMARY: Implement community education, communication and outreach strategies. Provide engagement, rapid HIV testing services, and support services, particularly to individuals regarding drug use and sexual health using a harm reduction model. Provide counseling and referral services for persons newly diagnosed with HIV/STIs, primarily focused on linking people to care and treatment, and HIV case management when applicable. Engage and educate providers on issues surrounding PrEP and other STI treatment options.

REVENUE AND EXPENDITURE SUMMARY

	Actual <u>2016-17</u>	Actual <u>2017-18</u>	Budget <u>2018-19</u>	Proposed <u>2019-20</u>	Approved <u>2019-20</u>	Adopted <u>2019-20</u>
Total Revenue	0	61,523	377,033	548,159	548,159	548,159
Personal Services	0	16,587	151,016	198,933	198,933	198,933
Materials & Services	0	29,324	132,982	312,955	312,955	312,955
Capital Outlay	0	14,948	0	0	0	0
Total Expenditures	0	60,859	283,998	511,888	511,888	511,888
Full-Time Positions	0.00	0.00	1.00	2.34	2.34	2.34

INTERRELATIONSHIPS: Oregon Health Authority, local health care providers, including Lincoln Community Health Center. Community coalitions, other county health departments, The HIV Alliance, PFLAG, and other LGBTQIA resources.

LINCOLN COUNTY
FY 2019-20 ANNUAL BUDGET
Fund: 208 PUBLIC HEALTH FUND

Account #	Budgeted FTE		2016-17 Actual	2017-18 Actual	2018-19 Budget	2019-20 Proposed Budget	2019-20 Approved Budget	2019-20 Adopted Budget
Department: 452 - HHS - HIV PREVENTION								
REVENUE								
208-452-33233		HIV EARLY INTERVENTION GRANT	-	59,392	278,450	430,660	430,660	430,660
208-452-33234		NON-GRANT STATE REIMBURSEMENTS	-	2,132	-	-	-	-
208-452-39101		TRANSFER FROM GENERAL FUND	-	-	35,000	23,095	23,095	23,095
208-452-40000		BEGINNING BALANCE	-	-	63,583	94,404	94,404	94,404
TOTAL REVENUE			-	61,523	377,033	548,159	548,159	548,159
EXPENDITURES								
PERSONNEL SERVICES								
208-452-90278	0.40	COMMUNICABLE DISEASE PROGRAM SUPERVISOR	-	-	16,225	28,637	28,637	28,637
208-452-90284	0.20	DEPUTY DIRECTOR - PH	-	-	-	18,430	18,430	18,430
208-452-90357	0.19	COMMUNITY HEALTH NURSE 2	-	3,421	13,027	13,535	13,535	13,535
208-452-90360	0.55	HEALTH EDUCATOR	-	2,027	15,294	31,313	31,313	31,313
208-452-90377	1.00	HARM REDUCTION WORKER	-	6,314	38,980	39,669	39,669	39,669
208-452-90501		OVERTIME	-	177	-	-	-	-
208-452-90603		TELEPHONE STIPEND	-	-	-	168	168	168
208-452-90801		FICA	-	874	7,054	10,066	10,066	10,066
208-452-90802		401(K) RETIREMENT	-	1,318	10,143	14,474	14,474	14,474
208-452-90804		HEALTH INSURANCE	-	1,206	33,091	24,413	24,413	24,413
208-452-90805		DENTAL INSURANCE	-	207	3,893	2,550	2,550	2,550
208-452-90806		LIFE INSURANCE	-	11	137	172	172	172
208-452-90807		LTD INSURANCE	-	91	943	1,345	1,345	1,345
208-452-90808		WORKER'S COMPENSATION	-	130	6,151	8,778	8,778	8,778
208-452-90809		UNEMPLOYMENT	-	60	231	658	658	658
208-452-90810		PEHP	-	-	297	324	324	324
208-452-90812		HEALTH SAVINGS ACCOUNT	-	750	5,550	4,401	4,401	4,401
2.34		TOTAL PERSONNEL SERVICES	-	16,586	151,016	198,933	198,933	198,933
MATERIALS & SERVICES								
208-452-91001		PAYROLL PROCESSING COST	-	-	304	468	468	468
208-452-91101		TRAVEL EXPENSE	-	111	530	1,000	1,000	1,000
208-452-91102		FLEET SERVICES	-	446	-	1,100	1,100	1,100
208-452-91201		MEALS & LODGING	-	559	992	1,000	1,000	1,000
208-452-91401		TELEPHONE	-	303	1,250	1,250	1,250	1,250
208-452-91601		PRINTING & PUBLICATIONS	-	-	-	1,000	1,000	1,000
208-452-92001		UTILITIES	-	-	-	750	750	750
208-452-92934		NON-GRANT EXPENSES	-	1,467	-	-	-	-
208-452-93901		CONTRACTUAL SERVICES	-	18,199	102,637	261,322	261,322	261,322
208-452-93984		NEEDLE EXCHANGE PROGRAM	-	-	10,000	-	-	-
208-452-94101		OFFICE SUPPLIES	-	237	1,500	1,000	1,000	1,000
208-452-94102		FURNITURE & EQUIP <\$10,000	-	-	1,500	-	-	-
208-452-95202		CONTINUING EDUCATION	-	-	-	2,000	2,000	2,000
208-452-95901		OTHER SUPPLIES	-	85	1,800	15,000	15,000	15,000
208-452-95910		HHS ADMIN COST ALLOCATION	-	7,917	12,469	27,065	27,065	27,065
TOTAL MATERIALS & SERVICES			-	29,324	132,982	312,955	312,955	312,955
CAPITAL OUTLAY								
208-452-98301		MOTOR VEHICLES	-	14,948	-	-	-	-
TOTAL CAPITAL OUTLAY			-	14,948	-	-	-	-
TOTAL DEPARTMENT EXPENDITURES			-	60,858	283,998	511,888	511,888	511,888

LINCOLN COUNTY, OREGON
PUBLIC HEALTH FUND (208)
DEPARTMENT: IMMUNIZATION ACTION PLAN (457)
A COMMUNITY SERVICES PROGRAM

OBJECTIVE: To control the incidence of vaccine-preventable diseases in Lincoln County residents in compliance with ORS 431, 433 and 434 and to implement Public Health Modernization in Lincoln County.

WORK PLAN SUMMARY: Monitor immunization rates in Lincoln County. Participate in and promote use of state-wide Immunization registry. Provide immunizations and education to people of all ages. Work collaboratively with school district, Head Start, pre-school and day-care providers to meet the requirements of immunization according to School Exclusion Law. Participate in Public Health Modernization efforts, developing a regional approach to increase vaccination rates and reduce disparities in vaccine preventable illness. Work collaboratively with the Lincoln County School Based Health Centers to increase HPV immunization rates and completion of the HPV series. Work with providers to increase utilization of AFIX, a quality improvement program conducted by the CDC's immunization program to increase vaccination of children and adolescents by reducing missed opportunities & improving immunization delivery practices. Based on community needs and vulnerability, design and implement special projects to increase protection of population health using specific vaccinations.

REVENUE AND EXPENDITURE SUMMARY

	Actual <u>2016-17</u>	Actual <u>2017-18</u>	Budget <u>2018-19</u>	Proposed <u>2019-20</u>	Approved <u>2019-20</u>	Adopted <u>2019-20</u>
Total Revenue	13,718	42,629	204,312	275,862	275,862	275,862
Personal Services	16,827	34,943	130,897	190,727	190,727	190,727
Materials & Services	1,984	6,378	68,173	62,594	62,594	62,594
Total Expenditures	18,811	41,321	199,070	253,321	253,321	253,321
Full-Time Positions	0.20	0.20	0.20	2.00	2.00	2.00

EFFECTIVENESS INDICATORS: During the 2018 influenza season, Lincoln County Public Health was able to give 829 flu vaccines. Out of the 829, 23% were administered to children under the age of 18 and those who are uninsured in addition to nearly 21% being Fluzone High Dose, specifically manufactured to protect those 65 years and older. For the 2018-19 School Exclusion year, Lincoln County Public Health increased the rate of students who are fully up to date on their school vaccinations to 99.38% of all students enrolled in certified daycares and preschools through 12th grade. Only 35 children versus 92 in the 2017-18 school year were not in compliance with the Oregon School Immunization Law on February 20, 2019. Through Public Health Modernization, Lincoln County Public Health has an increased rate of 45% completion rate of the HPV vaccination series compared to the County rate of 38% and State rate of 43%.

INTERRELATIONSHIPS: Oregon Health Authority, local health care providers, including Lincoln Community Health Center and School-based Health Centers. Other county health departments, Lincoln County School District, day care centers, childcare providers, pharmacies, hospitals and Oregon Coast Community College.

LINCOLN COUNTY
FY 2019-20 ANNUAL BUDGET
Fund: 208 PUBLIC HEALTH FUND

Account #	Budgeted FTE		2016-17 Actual	2017-18 Actual	2018-19 Budget	2019-20 Proposed Budget	2019-20 Approved Budget	2019-20 Adopted Budget
Department: 457 - IMMUNIZATION ACTION PROGRAM								
<u>REVENUE</u>								
208-457-33237		MODERNIZATION GRANT	-	22,000	72,158	60,000	60,000	60,000
208-457-33558		IMMUNIZATION ACTION PLAN GRANT	13,718	13,802	13,802	13,926	13,926	13,926
208-457-34503		FLU SHOT PROGRAM/COA	-	-	24,000	50,000	50,000	50,000
208-457-34515		INSURANCE PAYMENTS	-	-	5,000	6,000	6,000	6,000
208-457-34522		FLU SHOTS/MEDICARE SUPPLEMENTS	-	-	10,000	-	-	-
208-457-34535		FEES/PRIVATE PAY	-	-	300	1,000	1,000	1,000
208-457-34576		FEES IMM/AFS	-	-	30,000	10,000	10,000	10,000
208-457-34593		MEDICAID WRAP AROUND	-	-	-	20,000	20,000	20,000
208-457-39101		TRANSFER FROM GENERAL FUND	-	6,827	43,814	19,620	19,620	19,620
208-457-40000		BEGINNING BALANCE	-	-	5,238	95,316	95,316	95,316
TOTAL REVENUE			13,718	42,629	204,312	275,862	275,862	275,862
<u>EXPENDITURES</u>								
<u>PERSONNEL SERVICES</u>								
208-457-90259		DIVISION DIRECTOR	5,064	2,839	-	-	-	-
208-457-90278	0.30	COMMUNICABLE DISEASE PROGRAM SUPERVISOR	-	-	7,211	21,478	21,478	21,478
208-457-90284	0.20	DEPUTY DIRECTOR - PH	-	-	-	18,430	18,430	18,430
208-457-90357	0.30	COMMUNITY HEALTH NURSE 2	2,421	8,615	19,540	21,431	21,431	21,431
208-457-90360	0.70	HEALTH EDUCATOR	-	8,776	37,767	40,876	40,876	40,876
208-457-90362	0.50	OFFICE ASSISTANT 2	4,724	4,807	24,030	25,251	25,251	25,251
208-457-90501		OVERTIME	94	393	-	-	-	-
208-457-90603		TELEPHONE STIPEND	42	23	-	168	168	168
208-457-90801		FICA	900	1,873	5,537	9,751	9,751	9,751
208-457-90802		401(K) RETIREMENT	1,362	2,810	7,674	14,021	14,021	14,021
208-457-90804		HEALTH INSURANCE	1,348	3,345	18,143	22,210	22,210	22,210
208-457-90805		DENTAL INSURANCE	233	524	1,837	2,335	2,335	2,335
208-457-90806		LIFE INSURANCE	8	16	86	150	150	150
208-457-90807		LTD INSURANCE	102	210	713	1,303	1,303	1,303
208-457-90808		WORKER'S COMPENSATION	158	278	4,654	8,504	8,504	8,504
208-457-90809		UNEMPLOYMENT	61	128	174	637	637	637
208-457-90810		PEHP	9	5	81	270	270	270
208-457-90812		HEALTH SAVINGS ACCOUNT	300	300	3,450	3,912	3,912	3,912
2.00 TOTAL PERSONNEL SERVICES			16,827	34,943	130,897	190,727	190,727	190,727
<u>MATERIALS & SERVICES</u>								
208-457-91001		PAYROLL PROCESSING COST	-	-	-	312	312	312
208-457-91101		TRAVEL EXPENSE	-	519	-	-	-	-
208-457-91201		MEALS & LODGING	-	16	-	-	-	-
208-457-91501		POSTAGE	-	4	-	200	200	200
208-457-91601		PRINTING & PUBLICATIONS	-	-	1,000	1,000	1,000	1,000
208-457-92001		UTILITIES	-	-	-	1,000	1,000	1,000
208-457-92810		DOCTOR/HEALTH OFFICER	-	-	6,473	-	-	-
208-457-93301		MAINTENANCE AGREEMENTS	-	-	6,500	6,000	6,000	6,000
208-457-93901		CONTRACTUAL SERVICES	-	-	12,000	2,000	2,000	2,000
208-457-94101		OFFICE SUPPLIES	119	-	250	250	250	250
208-457-94102		FURNITURE & EQUIP <\$10,000	-	-	500	2,000	2,000	2,000
208-457-95102		MEDICAL SUPPLIES	-	-	20,000	20,000	20,000	20,000
208-457-95202		CONTINUING EDUCATION	-	-	250	-	-	-
208-457-95901		OTHER SUPPLIES	-	50	200	-	-	-
208-457-95910		HHS ADMIN COST ALLOCATION	1,865	5,790	21,000	29,832	29,832	29,832
TOTAL MATERIALS & SERVICES			1,984	6,378	68,173	62,594	62,594	62,594
TOTAL DEPARTMENT EXPENDITURES			18,812	41,320	199,070	253,321	253,321	253,321

**LINCOLN COUNTY, OREGON
PUBLIC HEALTH FUND (208)**

DEPARTMENT: MATERNAL/CHILD POPULATION HEALTH (461)

A COMMUNITY SERVICES PROGRAM

OBJECTIVE: To provide services to Maternal Child Health population as we work closer with the IHN-CCO and the LBL Early Learning Hub with new models of care, such as MCM Plus and Family Connects.

WORK PLAN SUMMARY: Nurses provide out reach for home visits to women that are pregnant and families with newborns to ensure these families have the services they need to raise healthy children. Community referrals are made to assist areas with need.

REVENUE AND EXPENDITURE SUMMARY

	Actual <u>2016-17</u>	Actual <u>2017-18</u>	Budget <u>2018-19</u>	Proposed <u>2019-20</u>	Approved <u>2019-20</u>	Adopted <u>2019-20</u>
Total Revenue	29,899	33,789	31,465	31,848	31,848	31,848
Personal Services	52,592	43,283	43,914	57,255	57,255	57,255
Materials & Services	5,403	6,230	5,394	6,907	6,907	6,907
Total Expenditures	57,995	49,513	49,308	64,162	64,162	64,162
Full-Time Positions	0.80	0.80	0.60	0.60	0.60	0.60

INTERRELATIONSHIPS: Local physicians (pediatricians, obstetricians), Children Services Division, dentists, Adult and Family Services, WIC, schools, daycare, Samaritan Pacific Communities Hospital, Samaritan North Lincoln Hospital, Peace Health Hospital.

LINCOLN COUNTY
FY 2019-20 ANNUAL BUDGET
Fund: 208 PUBLIC HEALTH FUND

Account #	Budgeted FTE		2016-17 Actual	2017-18 Actual	2018-19 Budget	2019-20 Proposed Budget	2019-20 Approved Budget	2019-20 Adopted Budget
Department: 461 - MATERNAL/CHILD POPULATION HEALTH								
REVENUE								
208-461-33564		PE 42-06 NON-FED CHILD/ADOLESCENT HEALTH	-	-	-	5,026	5,026	5,026
208-461-33565		CHILD/ADOLESCENT HEALTH FEDERAL	29,899	33,789	31,465	-	-	-
208-461-33566		PE 42-01 TITLE V CHILD/ADOLESCENT HEALTH	-	-	-	8,047	8,047	8,047
208-461-33567		PE 42-02 FLEX CHILD/ADOLESCENT HEALTH	-	-	-	18,775	18,775	18,775
TOTAL REVENUE			29,899	33,789	31,465	31,848	31,848	31,848
EXPENDITURES								
PERSONNEL SERVICES								
208-461-90260	0.10	COMMUNITY HEALTH NURSE 4	8,874	9,030	9,028	9,486	9,486	9,486
208-461-90357	0.20	COMMUNITY HEALTH NURSE 2	20,182	12,721	11,864	12,103	12,103	12,103
208-461-90362	0.15	OFFICE ASSISTANT 2	7,086	7,211	7,209	7,688	7,688	7,688
208-461-90384	0.15	COMMUNITY HEALTH WORKER	-	-	-	6,987	6,987	6,987
208-461-90501		OVERTIME	13	-	-	-	-	-
208-461-90801		FICA	2,499	2,029	2,150	2,774	2,774	2,774
208-461-90802		401(K) RETIREMENT	3,978	3,186	3,091	3,989	3,989	3,989
208-461-90804		HEALTH INSURANCE	6,137	6,099	6,495	8,772	8,772	8,772
208-461-90805		DENTAL INSURANCE	676	635	627	887	887	887
208-461-90806		LIFE INSURANCE	22	17	32	43	43	43
208-461-90807		LTD INSURANCE	297	237	287	371	371	371
208-461-90808		WORKER'S COMPENSATION	1,037	606	1,657	2,420	2,420	2,420
208-461-90809		UNEMPLOYMENT	182	144	70	181	181	181
208-461-90810		PEHP	18	18	54	54	54	54
208-461-90812		HEALTH SAVINGS ACCOUNT	1,590	1,350	1,350	1,500	1,500	1,500
0.60		TOTAL PERSONNEL SERVICES	52,592	43,283	43,914	57,255	57,255	57,255
MATERIALS & SERVICES								
208-461-91101		TRAVEL EXPENSE	-	155	-	-	-	-
208-461-91102		FLEET SERVICES	492	486	500	600	600	600
208-461-91201		MEALS & LODGING	-	72	-	-	-	-
208-461-93301		MAINTENANCE AGREEMENTS	86	128	100	100	100	100
208-461-95202		CONTINUING EDUCATION	-	32	-	-	-	-
208-461-95901		OTHER SUPPLIES	28	-	-	-	-	-
208-461-95910		HHS ADMIN COST ALLOCATION	4,668	5,358	4,794	6,207	6,207	6,207
208-461-96601		RENTALS OF SPACE	129	-	-	-	-	-
TOTAL MATERIALS & SERVICES			5,403	6,230	5,394	6,907	6,907	6,907
TOTAL DEPARTMENT EXPENDITURES			57,996	49,514	49,308	64,162	64,162	64,162

LINCOLN COUNTY, OREGON
PUBLIC HEALTH FUND (208)
DEPARTMENT: SAFE DRINKING WATER (490)
A COMMUNITY SERVICES PROGRAM

OBJECTIVE: Control incidence of communicable diseases associated with public water systems. Insure compliance of water systems with state law and attendant administrative rules (ORS 448).

WORK PLAN SUMMARY: Assist public water systems to correct problems that would result in contaminated drinking water. Investigate waterborne illnesses and complaints. Participate as a first responder on the emergency response team. Respond to water quality alerts, violations, and significant non-compliance issues. Take appropriate enforcement action as necessary. Conduct sanitary surveys to follow up on significant deficiencies. Assist operators with emergency response plans. Document new water systems and keep all of the information accurate.

REVENUE AND EXPENDITURE SUMMARY

	<u>Actual</u> <u>2016-17</u>	<u>Actual</u> <u>2017-18</u>	<u>Budget</u> <u>2018-19</u>	<u>Proposed</u> <u>2019-20</u>	<u>Approved</u> <u>2019-20</u>	<u>Adopted</u> <u>2019-20</u>
Total Revenue	26,484	26,483	36,483	36,973	36,973	36,973
Personal Services	28,168	23,680	20,064	23,818	23,818	23,818
Materials & Services	3,544	3,782	12,798	2,582	2,582	2,582
Total Expenditures	31,712	27,462	32,862	26,400	26,400	26,400
Full-Time Positions	0.30	0.30	0.25	0.23	0.23	0.23

EFFECTIVENESS INDICATORS: We monitor 46 drinking water systems for compliance and safety.

INTERRELATIONSHIPS: Oregon Health Authority, County building, electrical, plumbing inspectors, and public water system operators.

LINCOLN COUNTY
FY 2019-20 ANNUAL BUDGET
Fund: 208 PUBLIC HEALTH FUND

Account #	Budgeted FTE		2016-17 Actual	2017-18 Actual	2018-19 Budget	2019-20 Proposed Budget	2019-20 Approved Budget	2019-20 Adopted Budget
Department: 490 - SAFE DRINKING WATER								
REVENUE								
208-490-33259		DOMESTIC WELL SAFETY PROGRAM (OHA-CDC)	-	-	10,000	-	-	-
208-490-33528		PE 50 - SAFE DRINKING WATER PROGRAM	26,484	26,483	26,483	26,484	26,484	26,484
208-490-40000		BEGINNING BALANCE	-	-	-	10,489	10,489	10,489
TOTAL REVENUE			26,484	26,483	36,483	36,973	36,973	36,973
EXPENDITURES								
PERSONNEL SERVICES								
208-490-90230	0.05	ENVIRONMENTAL HEALTH MANAGER	4,438	4,515	4,514	4,743	4,743	4,743
208-490-90362	0.05	OFFICE ASSISTANT 2	2,361	2,403	2,403	2,525	2,525	2,525
208-490-90365	0.10	ENVIRONMENTAL HEALTH SPECIALIST	12,259	8,518	5,885	6,571	6,571	6,571
208-490-90366	0.03	SANITARIAN TRAINEE	-	-	-	1,243	1,243	1,243
208-490-90501		OVERTIME	560	352	-	-	-	-
208-490-90801		FICA	1,447	1,156	979	1,154	1,154	1,154
208-490-90802		401(K) RETIREMENT	2,155	1,737	1,408	1,659	1,659	1,659
208-490-90804		HEALTH INSURANCE	3,508	3,524	2,966	3,664	3,664	3,664
208-490-90805		DENTAL INSURANCE	443	421	324	379	379	379
208-490-90806		LIFE INSURANCE	9	6	16	18	18	18
208-490-90807		LTD INSURANCE	156	127	131	154	154	154
208-490-90808		WORKER'S COMPENSATION	205	159	854	1,006	1,006	1,006
208-490-90809		UNEMPLOYMENT	92	79	32	75	75	75
208-490-90810		PEHP	10	9	27	27	27	27
208-490-90812		HEALTH SAVINGS ACCOUNT	525	675	525	600	600	600
	0.23	TOTAL PERSONNEL SERVICES	28,168	23,680	20,064	23,818	23,818	23,818
MATERIALS & SERVICES								
208-490-91201		MEALS & LODGING	-	140	-	-	-	-
208-490-91501		POSTAGE	12	19	150	-	-	-
208-490-93901		CONTRACTUAL SERVICES	-	-	10,000	-	-	-
208-490-95901		OTHER SUPPLIES	211	-	-	-	-	-
208-490-95910		HHS ADMIN COST ALLOCATION	3,321	3,623	2,648	2,582	2,582	2,582
TOTAL MATERIALS & SERVICES			3,544	3,782	12,798	2,582	2,582	2,582
TOTAL DEPARTMENT EXPENDITURES			31,712	27,462	32,862	26,400	26,400	26,400

LINCOLN COUNTY
FY 2019-20 ANNUAL BUDGET
Fund: 208 PUBLIC HEALTH FUND

Account #	Budgeted FTE	2016-17 Actual	2017-18 Actual	2018-19 Budget	2019-20 Proposed Budget	2019-20 Approved Budget	2019-20 Adopted Budget
Department: 408 - MENTAL HEALTH FIRST AID (CLOSED)							
<u>REVENUE</u>							
208-408-33140	MENTAL HEALTH FIRST AID	4,175	660	-	-	-	-
208-408-39209	TRANSFER FROM MENTAL HEALTH FUND	81,917	68,017	-	-	-	-
TOTAL REVENUE		86,092	68,677	-	-	-	-
<u>EXPENDITURES</u>							
<u>PERSONNEL SERVICES</u>							
208-408-90267	HEALTH PROMOTION PROGRAM MANAGER	3,392	3,856	-	-	-	-
208-408-90360	HEALTH EDUCATOR	29,594	33,113	-	-	-	-
208-408-90603	TELEPHONE STIPEND	210	175	-	-	-	-
208-408-90801	FICA	2,389	2,718	-	-	-	-
208-408-90802	401(k) RETIREMENT	3,653	4,086	-	-	-	-
208-408-90804	HEALTH INSURANCE	7,908	7,574	-	-	-	-
208-408-90805	DENTAL INSURANCE	1,086	896	-	-	-	-
208-408-90806	LIFE INSURANCE	25	25	-	-	-	-
208-408-90807	LTD INSURANCE	274	308	-	-	-	-
208-408-90808	WORKER'S COMPENSATION	418	386	-	-	-	-
208-408-90809	UNEMPLOYMENT	167	186	-	-	-	-
208-408-90810	PEHP	8	9	-	-	-	-
208-408-90812	HEALTH SAVINGS ACCOUNT	1,635	2,025	-	-	-	-
TOTAL PERSONNEL SERVICES		50,757	55,356	-	-	-	-
<u>MATERIALS & SERVICES</u>							
208-408-91101	TRAVEL EXPENSE	694	31	-	-	-	-
208-408-91201	MEALS & LODGING	760	-	-	-	-	-
208-408-91501	POSTAGE	4	-	-	-	-	-
208-408-91601	PRINTING & PUBLICATIONS	410	-	-	-	-	-
208-408-92001	UTILITIES	-	566	-	-	-	-
208-408-94101	OFFICE SUPPLIES	27	31	-	-	-	-
208-408-94102	FURNITURE & EQUIP <\$10,000	2,562	66	-	-	-	-
208-408-94601	FOOD & CLOTHING	428	-	-	-	-	-
208-408-95202	CONTINUING EDUCATION	275	-	-	-	-	-
208-408-95901	OTHER SUPPLIES	7,141	131	-	-	-	-
208-408-95910	HHS ADMIN COST ALLOCATION	4,003	9,413	-	-	-	-
208-408-96601	RENTALS OF SPACE	-	2,448	-	-	-	-
TOTAL MATERIALS & SERVICES		16,304	12,686	-	-	-	-
TOTAL DEPARTMENT EXPENDITURES		67,062	68,041	-	-	-	-

LINCOLN COUNTY
FY 2019-20 ANNUAL BUDGET
Fund: 208 PUBLIC HEALTH FUND

Account #	Budgeted FTE	2016-17 Actual	2017-18 Actual	2018-19 Budget	2019-20 Proposed Budget	2019-20 Approved Budget	2019-20 Adopted Budget
Department: 409 - SPOF-PFS GRANT (CLOSED)							
<u>REVENUE</u>							
208-409-33141	SPF-PFS GRANT	120,192	114,199	125,000	-	-	-
208-409-40000	BEGINNING BALANCE	7,897	-	7,893	-	-	-
TOTAL REVENUE		128,089	114,199	132,893	-	-	-
<u>EXPENDITURES</u>							
<u>PERSONNEL SERVICES</u>							
208-409-90267	HEALTH PROMOTION PROGRAM MANAGER	3,392	7,712	6,046	-	-	-
208-409-90360	HEALTH EDUCATOR	78,755	54,684	58,602	-	-	-
208-409-90501	OVERTIME	-	189	-	-	-	-
208-409-90603	TELEPHONE STIPEND	462	518	504	-	-	-
208-409-90801	FICA	6,096	4,621	5,050	-	-	-
208-409-90802	401(k) RETIREMENT	9,086	6,942	7,261	-	-	-
208-409-90804	HEALTH INSURANCE	12,680	10,979	12,343	-	-	-
208-409-90805	DENTAL INSURANCE	1,671	1,358	1,404	-	-	-
208-409-90806	LIFE INSURANCE	58	40	79	-	-	-
208-409-90807	LTD INSURANCE	684	521	675	-	-	-
208-409-90808	WORKER'S COMPENSATION	1,194	680	4,403	-	-	-
208-409-90809	UNEMPLOYMENT	413	315	165	-	-	-
208-409-90810	PEHP	8	18	54	-	-	-
208-409-90812	HEALTH SAVINGS ACCOUNT	3,225	2,400	2,400	-	-	-
TOTAL PERSONNEL SERVICES		117,724	90,976	98,986	-	-	-
<u>MATERIALS & SERVICES</u>							
208-409-91101	TRAVEL EXPENSE	1,244	608	1,000	-	-	-
208-409-91201	MEALS & LODGING	2,557	1,146	1,000	-	-	-
208-409-92001	UTILITIES	-	566	550	-	-	-
208-409-92901	MEMBERSHIP FEES & DUES	65	150	300	-	-	-
208-409-93901	CONTRACTUAL SERVICES	275	4,043	8,000	-	-	-
208-409-94101	OFFICE SUPPLIES	58	-	-	-	-	-
208-409-94601	FOOD & CLOTHING	-	31	100	-	-	-
208-409-95202	CONTINUING EDUCATION	-	675	500	-	-	-
208-409-95901	OTHER SUPPLIES	1,190	56	150	-	-	-
208-409-95910	HHS ADMIN COST ALLOCATION	14,355	13,500	14,811	-	-	-
208-409-96601	RENTALS OF SPACE	-	2,448	1,371	-	-	-
TOTAL MATERIALS & SERVICES		19,745	23,223	27,782	-	-	-
TOTAL DEPARTMENT EXPENDITURES		137,469	114,199	126,768	-	-	-

LINCOLN COUNTY
FY 2019-20 ANNUAL BUDGET
Fund: 209 MENTAL HEALTH FUND

Account #	Budgeted FTE		2016-17 Actual	2017-18 Actual	2018-19 Budget	2019-20 Proposed Budget	2019-20 Approved Budget	2019-20 Adopted Budget
FUND SUMMARY								
REVENUE								
33XXX		INTERGOVERNMENTAL	3,498,580	3,825,119	3,519,238	2,957,255	2,957,255	2,957,255
34XXX		CHARGES FOR SERVICES	4,416,615	4,106,900	3,399,834	3,521,730	3,521,730	3,521,730
36XXX		MISCELLANEOUS	48,384	58,327	53,000	78,100	78,100	78,100
39XXX		TRANSFERS FROM OTHER FUNDS	-	-	198,000	-	-	-
40XXX		BEGINNING BALANCE	3,593,189	3,045,868	2,520,664	2,917,951	2,917,951	2,917,951
TOTAL REVENUE			11,556,769	11,036,213	9,690,736	9,475,036	9,475,036	9,475,036
EXPENDITURES								
		PERSONNEL SERVICES	4,359,104	4,752,204	6,348,841	6,195,801	6,195,801	6,195,801
		MATERIALS & SERVICES	3,566,020	3,482,915	3,097,163	2,695,204	2,695,204	2,695,204
		CAPITAL OUTLAY	159,133	-	-	-	-	-
		TRANSFERS TO OTHER FUNDS	426,644	268,017	-	493,779	493,779	493,779
		CONTINGENCY	-	-	244,732	74,801	74,801	74,801
		RESERVE FOR FUTURE EXPENSE	-	-	-	15,451	15,451	15,451
TOTAL EXPENDITURES			8,510,901	8,503,136	9,690,736	9,475,036	9,475,036	9,475,036
<i>REVENUE OVER(UNDER) EXPENDITURES</i>			<i>3,045,868</i>	<i>2,533,077</i>	<i>-</i>	<i>-</i>	<i>-</i>	<i>-</i>
REVENUE BY DEPARTMENT								
420		CHILD, ADOLESCENT, & FAMILY SERVICES	2,857,850	3,010,657	2,421,012	2,051,735	2,051,735	2,051,735
421		AMHI/ACT SERVICES	76,538	235,224	472,104	434,955	434,955	434,955
423		ADULT MENTAL HEALTH SERVICES	5,183,818	4,900,119	2,796,483	4,553,871	4,553,871	4,553,871
424		CRISIS SERVICES	-	-	603,613	628,423	628,423	628,423
427		CO-OCCURRING DISORDERS/DUAL DIAGNOSIS SERVICES	707,234	674,476	924,305	1,116,569	1,116,569	1,116,569
428		MENTAL HEALTH RESIDENTIAL PAYMENTS	1,484,150	972,286	601,338	689,483	689,483	689,483
422		DEVELOPMENTAL DISABILITIES SERVICES (CLOSED)	1,106,799	1,157,269	1,871,881	-	-	-
432		PROBLEM GAMBLING (CLOSED)	140,380	86,182	-	-	-	-
TOTAL REVENUE			11,556,769	11,036,213	9,690,736	9,475,036	9,475,036	9,475,036
EXPENDITURES BY DEPARTMENT								
420	16.00	CHILD, ADOLESCENT, & FAMILY SERVICES	1,603,301	1,705,395	1,974,364	2,168,253	2,168,253	2,168,253
421	8.55	AMHI/ACT SERVICES	290,130	353,210	665,025	960,063	960,063	960,063
423	23.89	ADULT MENTAL HEALTH SERVICES	3,806,383	3,891,433	3,788,192	4,011,422	4,011,422	4,011,422
424	5.50	CRISIS SERVICES	-	-	718,782	740,717	740,717	740,717
427	6.60	CO-OCCURRING DISORDERS/DUAL DIAGNOSIS SERVICES	692,695	976,986	849,626	905,098	905,098	905,098
428		MENTAL HEALTH RESIDENTIAL PAYMENTS	1,016,746	398,552	506,263	689,483	689,483	689,483
422		DEVELOPMENTAL DISABILITIES SERVICES (CLOSED)	995,818	1,064,363	1,188,484	-	-	-
432		PROBLEM GAMBLING (CLOSED)	105,828	113,198	-	-	-	-
60.54		TOTAL EXPENDITURES	8,510,901	8,503,136	9,690,736	9,475,036	9,475,036	9,475,036
<i>REVENUE OVER(UNDER) EXPENDITURES</i>			<i>3,045,868</i>	<i>2,533,077</i>	<i>-</i>	<i>-</i>	<i>-</i>	<i>-</i>

LINCOLN COUNTY, OREGON
MENTAL HEALTH FUND (209)

DEPARTMENT: CHILD, ADOLESCENT & FAMILY SERVICES (420)

A COMMUNITY SERVICES PROGRAM-OREGON HEALTH PLAN MANAGED CARE

OBJECTIVE: To provide medically necessary behavioral health services to children (ages 0-17) identified with a mental health diagnosis, with a focus on family therapy for family members/caretakers.

WORK PLAN SUMMARY: Provide specific clinical including assessment, service management, individual/family therapy, medication management, and case management for children, family members, and caretakers. Provide Wraparound services for individuals and families meeting criteria, including young adults, as part of the ICC and EASA programs and PCIT for families with children under the age of 6. Maintain effective working relationships with other community partners addressing child and family mental health needs. Provide clinical supervision for therapists, care coordinators, and family support workers.

REVENUE AND EXPENDITURE SUMMARY

	Actual <u>2016-17</u>	Actual <u>2017-18</u>	Budget <u>2018-19</u>	Proposed <u>2019-20</u>	Approved <u>2019-20</u>	Adopted <u>2019-20</u>
Total Revenue	2,857,850	3,010,657	2,421,012	2,051,735	2,051,735	2,051,735
Personal Services	1,187,124	1,224,020	1,462,327	1,691,290	1,691,290	1,691,290
Materials & Services	352,525	481,375	512,037	476,963	476,963	476,963
Contingency	0	0	0	0	0	0
Capital Outlay	63,653	0	0	0	0	0
Total Expenditures	1,603,302	1,705,395	1,974,364	2,168,253	2,168,253	2,168,253
Full-Time Positions	15.20	15.20	14.20	16.00	16.00	16.00

INTERRELATIONSHIPS: Hospitals, courts, police agencies, subcontracting clinicians, schools, local agencies and other service providers who are sources of referrals or who require the assistance of mental health professionals. Work collaboratively with other county programs to reduce or avert the need for hospitalizations.

LINCOLN COUNTY
FY 2019-20 ANNUAL BUDGET
Fund: 209 MENTAL HEALTH FUND

Account #	Budgeted FTE		2016-17 Actual	2017-18 Actual	2018-19 Budget	2019-20 Proposed Budget	2019-20 Approved Budget	2019-20 Adopted Budget
Department: 420 - CHILD, ADOLESCENT & FAMILY SERVICES								
REVENUE								
209-420-33118		SE37 PARENT/CHILD INTERACTION THERAPY	87,882	4,721	28,325	28,325	28,325	28,325
209-420-33218		PE44-02 SBHC MENTAL HEALTH EXPANSION GRANT	-	11,259	20,000	26,926	26,926	26,926
209-420-33408		SAMARITAN HEALTH INCENTIVE PAYMENTS	36,098	98,722	21,000	20,000	20,000	20,000
209-420-33413		SE22 CHILD SERVICES MHD	73,133	-	-	-	-	-
209-420-33414		SE 20 ADULT/STATE MH	112,551	84,529	86,263	86,879	86,879	86,879
209-420-33417		SE25 CRISIS GRANT	6,256	26,469	-	-	-	-
209-420-33488		EARLY ASSESSMENT & SUPPORT ALLIANCE (EASA)	34,583	48,750	48,750	48,750	48,750	48,750
209-420-33489		MHS 01 ADMIN SUPPORT	25,220	41,720	42,141	42,141	42,141	42,141
209-420-34514		PRIVATE PAY	10,704	8,868	8,000	15,000	15,000	15,000
209-420-34515		INSURANCE PAYMENTS	55,105	48,195	46,000	50,000	50,000	50,000
209-420-34518		MEDICARE PAYMENTS	22,333	53,462	10,000	40,000	40,000	40,000
209-420-34534		MEDICAID OPEN CARD	102,526	52,136	56,000	80,000	80,000	80,000
209-420-34590		MANAGED CARE FEES	1,357,431	1,277,158	903,600	950,000	950,000	950,000
209-420-36135		DONATIONS	-	0	-	-	-	-
209-420-36990		MISCELLANEOUS	-	120	500	100	100	100
209-420-40000		BEGINNING BALANCE	-	-	-	-	-	-
		TOTAL REVENUE	2,857,850	3,010,657	2,421,012	2,051,735	2,051,735	2,051,735
EXPENDITURES								
PERSONNEL SERVICES								
209-420-90201	0.20	DIRECTOR	-	-	23,942	25,366	25,366	25,366
209-420-90250	0.10	ADMINISTRATIVE ASSISTANT	-	-	-	4,873	4,873	4,873
209-420-90255	1.00	BEHAVIORAL HEALTH PROGRAM MANAGER	88,740	79,911	90,275	94,862	94,862	94,862
209-420-90259		DIVISION DIRECTOR	9,787	10,308	-	-	-	-
209-420-90264	0.25	SUPPORT SERVICES SUPERVISOR	-	-	14,785	15,536	15,536	15,536
209-420-90272	0.15	EHR SITE SPECIALIST	8,060	8,448	8,699	9,415	9,415	9,415
209-420-90277	1.00	BH CLINICAL SUPERVISOR	-	-	-	63,374	63,374	63,374
209-420-90283		BEHAVIORAL HEALTH POLICY ANALYST	-	-	7,473	-	-	-
209-420-90284	0.10	DEPUTY DIRECTOR - BH	-	-	8,819	10,455	10,455	10,455
209-420-90352	0.05	BOOKKEEPER 1 -PAYEE PROGRAM	1,325	1,733	1,949	2,109	2,109	2,109
209-420-90353	3.00	CARE COORDINATOR	141,493	149,081	156,737	169,643	169,643	169,643
209-420-90356	7.00	CLINICAL COUNSELOR	430,011	500,305	438,094	481,194	481,194	481,194
209-420-90357		COMMUNITY HEALTH NURSE 2	-	-	18,877	-	-	-
209-420-90362	2.25	OFFICE ASSISTANT 2	48,996	-	83,887	90,784	90,784	90,784
209-420-90364	0.80	PSYCHIATRIC NURSE PRACTITIONER	88,591	93,494	96,277	128,158	128,158	128,158
209-420-90399	0.10	REGISTERED DIETICIAN	-	-	6,065	6,844	6,844	6,844
209-420-90402		CONTRACT EMPLOYEE	11,756	14,925	-	-	-	-
209-420-90501		OVERTIME	0	-	-	-	-	-
209-420-90801		FICA	60,874	62,947	72,614	84,350	84,350	84,350
209-420-90802		401(K) RETIREMENT	90,757	92,763	101,882	121,287	121,287	121,287
209-420-90804		HEALTH INSURANCE	133,834	137,688	196,980	226,800	226,800	226,800
209-420-90805		DENTAL INSURANCE	16,041	14,807	20,871	22,250	22,250	22,250
209-420-90806		LIFE INSURANCE	485	470	1,076	1,152	1,152	1,152
209-420-90807		LTD INSURANCE	6,726	6,867	9,469	11,273	11,273	11,273
209-420-90808		WORKER'S COMPENSATION	10,484	9,105	63,323	73,557	73,557	73,557
209-420-90809		UNEMPLOYMENT	4,109	4,291	2,373	5,513	5,513	5,513
209-420-90810		PEHP	224	224	810	1,995	1,995	1,995
209-420-90812		HEALTH SAVINGS ACCOUNT	34,830	36,653	37,050	40,500	40,500	40,500
16.00		TOTAL PERSONNEL SERVICES	1,187,124	1,224,020	1,462,327	1,691,290	1,691,290	1,691,290
MATERIALS & SERVICES								
209-420-91001		PAYROLL PROCESSING COST	-	-	2,429	2,730	2,730	2,730
209-420-91101		TRAVEL EXPENSE	2,589	2,811	2,500	2,500	2,500	2,500
209-420-91102		FLEET SERVICES	11,031	10,762	13,000	8,000	8,000	8,000
209-420-91201		MEALS & LODGING	7,092	5,736	5,000	5,000	5,000	5,000
209-420-91401		TELEPHONE	12,051	12,994	10,374	15,000	15,000	15,000
209-420-91501		POSTAGE	346	261	300	300	300	300
209-420-91601		PRINTING & PUBLICATIONS	622	943	1,000	1,000	1,000	1,000
209-420-92001		UTILITIES	11,975	13,104	7,605	8,000	8,000	8,000
209-420-92901		MEMBERSHIP FEES & DUES	3,826	3,992	6,000	6,000	6,000	6,000

LINCOLN COUNTY
FY 2019-20 ANNUAL BUDGET
Fund: 209 MENTAL HEALTH FUND

Account #	Budgeted FTE	2016-17 Actual	2017-18 Actual	2018-19 Budget	2019-20 Proposed Budget	2019-20 Approved Budget	2019-20 Adopted Budget
Department: 420 - CHILD, ADOLESCENT & FAMILY SERVICES							
209-420-93301	MAINTENANCE AGREEMENTS	29,686	26,218	19,587	35,000	35,000	35,000
209-420-93901	CONTRACTUAL SERVICES	77,273	88,268	119,000	120,000	120,000	120,000
209-420-93972	EARLY ASSESSMENT & SUPPORT ALLIANCE (EASA) EXP	156	2,067	2,000	2,000	2,000	2,000
209-420-93987	PARENT-CHILD INTERACTIVE THERAPY EXPENSE	-	101	-	500	500	500
209-420-94101	OFFICE SUPPLIES	234	1,427	1,200	1,200	1,200	1,200
209-420-94102	FURNITURE & EQUIP < \$10,000	3,682	9,163	4,000	4,000	4,000	4,000
209-420-95201	EDUCATION & LIBRARY	616	459	1,000	1,000	1,000	1,000
209-420-95202	CONTINUING EDUCATION	2,503	3,072	2,500	2,500	2,500	2,500
209-420-95901	OTHER SUPPLIES	1,682	806	250	1,000	1,000	1,000
209-420-95910	HHS ADMIN COST ALLOCATION	174,172	286,030	296,950	239,233	239,233	239,233
209-420-95939	WRAP AROUND SERVICES	3,639	2,038	5,000	2,000	2,000	2,000
209-420-96601	RENTALS OF SPACE	9,350	11,124	12,342	20,000	20,000	20,000
TOTAL MATERIALS & SERVICES		352,525	481,375	512,037	476,963	476,963	476,963
<u>CAPITAL OUTLAY</u>							
209-420-98301	MOTOR VEHICLES	63,653	-	-	-	-	-
TOTAL CAPITAL OUTLAY		63,653	-	-	-	-	-
TOTAL DEPARTMENT EXPENDITURES		1,603,301	1,705,395	1,974,364	2,168,253	2,168,253	2,168,253

**LINCOLN COUNTY, OREGON
MENTAL HEALTH FUND (209)**

**DEPARTMENT: CHOICE MODEL PROGRAM; ASSERTIVE COMMUNITY
TREATMENT (ACT) Program (421)**

A COMMUNITY SERVICES PROGRAM

OBJECTIVE: To provide recovery-based clinical services to adults (age 18 and up) who have been diagnosed with a severe and persistent mental illness in order to increase quality of life and reduce mental health crises (risk of harm to self/others).

WORK PLAN SUMMARY: Provide specific clinical services, often in the adult’s home, including assessment, service planning, case management, skills development, individual, family and group therapy, psychiatric evaluations and medication management. Complete crisis assessments at local hospitals and provide follow-up care, including referral to acute care as needed. Complete commitment investigations and court examinations. Actively support peer supported programming. Provide clinical supervision for therapists, case managers, and peer support specialists. Manage state funding resources to cover the cost of basic needs, including respite housing, medications, skills building, food, and recreation.

REVENUE AND EXPENDITURE SUMMARY

	Actual	Actual	Budget	Proposed	Approved	Adopted
	<u>2016-17</u>	<u>2017-18</u>	<u>2018-19</u>	<u>2019-20</u>	<u>2019-20</u>	<u>2019-20</u>
Total Revenue	76,538	235,224	472,104	434,955	434,955	434,955
Personal Services	183,994	228,410	519,959	804,579	804,579	804,579
Materials & Services	106,136	124,800	145,066	155,484	155,484	155,484
Total Expenditures	290,130	353,210	665,025	960,063	960,063	960,063
Full-Time Positions	5.30	5.30	6.29	8.55	8.55	8.55

INTERRELATIONSHIPS: State Office of Mental Health and Addiction Services, hospitals, Housing Authority, Department of Human Services divisions, local human service and police agencies, NAMI, Community Development Corporation, State Office of Housing and Community Development, and residential treatment providers.

LINCOLN COUNTY
FY 2019-20 ANNUAL BUDGET
Fund: 209 MENTAL HEALTH FUND

Account #	Budgeted FTE		2016-17 Actual	2017-18 Actual	2018-19 Budget	2019-20 Proposed Budget	2019-20 Approved Budget	2019-20 Adopted Budget
Department: 421 - AMHI/ACT SERVICES								
REVENUE								
209-421-33142		CHOICE MODEL GRANT	76,538	102,723	102,723	102,723	102,723	102,723
209-421-33203		ACT GRANT	-	75,000	75,000	75,000	75,000	75,000
209-421-33258		HRSA SUD-MH GRANT	-	-	41,400	-	-	-
209-421-33408		SAMARITAN HEALTH INCENTIVE PAYMENTS	-	57,502	-	-	-	-
209-421-33489		LA 01 LOCAL ADMINISTRATION	-	-	42,141	42,141	42,141	42,141
209-421-33593		IHN-CCO GRANT	-	-	210,840	215,091	215,091	215,091
TOTAL REVENUE			76,538	235,224	472,104	434,955	434,955	434,955
EXPENDITURES								
PERSONNEL SERVICES								
209-421-90250	0.05	ADMINISTRATIVE ASSISTANT	-	-	-	2,436	2,436	2,436
209-421-90255	0.20	BEHAVIORAL HEALTH PROGRAM MANAGER	80,028	41,936	21,050	14,117	14,117	14,117
209-421-90259		DIVISION DIRECTOR	4,894	5,154	-	-	-	-
209-421-90264	0.25	SUPPORT SERVICES SUPERVISOR	-	-	14,785	15,536	15,536	15,536
209-421-90272	0.05	EHR SITE SPECIALIST	-	-	2,900	3,138	3,138	3,138
209-421-90277	1.00	BH CLINICAL SUPERVISOR	-	-	18,027	65,677	65,677	65,677
209-421-90283		BEHAVIORAL HEALTH POLICY ANALYST	-	-	3,737	-	-	-
209-421-90284	0.05	DEPUTY DIRECTOR - BH	-	-	4,409	5,228	5,228	5,228
209-421-90286	0.20	PSYCHIATRIC NURSE PRACTITIONER	-	-	-	31,645	31,645	31,645
209-421-90355	2.00	CASE MANAGER	-	22,986	93,278	100,959	100,959	100,959
209-421-90356	2.00	CLINICAL COUNSELOR	46,058	76,985	67,140	117,074	117,074	117,074
209-421-90357	0.50	COMMUNITY HEALTH NURSE 2	-	-	18,877	39,673	39,673	39,673
209-421-90362	1.25	OFFICE ASSISTANT 2	-	-	47,226	51,115	51,115	51,115
209-421-90364		PSYCHIATRIC NURSE PRACTITIONER	-	-	28,800	-	-	-
209-421-90383	1.00	PEER SUPPORT SPECIALIST	-	-	-	29,013	29,013	29,013
209-421-90403		PEER SUPPORT SPECIALIST	-	6,498	-	-	-	-
209-421-90501		OVERTIME	-	-	-	-	-	-
209-421-90801		FICA	9,690	11,350	24,592	36,384	36,384	36,384
209-421-90802		401(k) RETIREMENT	14,408	16,177	33,959	52,317	52,317	52,317
209-421-90804		HEALTH INSURANCE	18,782	32,367	89,312	158,043	158,043	158,043
209-421-90805		DENTAL INSURANCE	2,284	3,677	9,776	16,478	16,478	16,478
209-421-90806		LIFE INSURANCE	76	96	399	616	616	616
209-421-90807		LTD INSURANCE	1,078	1,213	3,157	4,863	4,863	4,863
209-421-90808		WORKER'S COMPENSATION	1,586	1,688	21,447	31,729	31,729	31,729
209-421-90809		UNEMPLOYMENT	655	768	804	2,378	2,378	2,378
209-421-90810		PEHP	184	98	459	810	810	810
209-421-90812		HEALTH SAVINGS ACCOUNT	4,272	7,415	15,825	25,350	25,350	25,350
8.55		TOTAL PERSONNEL SERVICES	183,994	228,410	519,959	804,579	804,579	804,579
MATERIALS & SERVICES								
209-421-91001		PAYROLL PROCESSING COST	-	-	760	780	780	780
209-421-91101		TRAVEL EXPENSE	127	109	500	1,000	1,000	1,000
209-421-91201		MEALS & LODGING	1,919	2,372	3,500	3,000	3,000	3,000
209-421-91401		TELEPHONE	1,279	3,846	3,243	3,300	3,300	3,300
209-421-91601		PRINTING & PUBLICATIONS	165	238	500	500	500	500
209-421-92001		UTILITIES	602	4,079	2,753	2,000	2,000	2,000
209-421-92901		MEMBERSHIP FEES & DUES	127	855	1,500	2,000	2,000	2,000
209-421-93301		MAINTENANCE AGREEMENTS	-	-	250	9,110	9,110	9,110
209-421-93901		CONTRACTUAL SERVICES	216	422	1,500	4,000	4,000	4,000
209-421-94101		OFFICE SUPPLIES	200	88	250	250	250	250
209-421-94102		FURNITURE & EQUIP <\$10,000	5,887	-	3,000	3,000	3,000	3,000
209-421-95101		MED/LAB/XRAY	-	31	500	-	-	-
209-421-95201		EDUCATION & LIBRARY	99	-	-	200	200	200
209-421-95202		CONTINUING EDUCATION	1,068	1,235	2,500	-	-	-
209-421-95901		OTHER SUPPLIES	-	46	-	100	100	100
209-421-95910		HHS ADMIN COST ALLOCATION	41,004	99,241	103,310	112,544	112,544	112,544
209-421-95929		AMHI CLIENT FLEX	53,443	12,027	20,000	10,000	10,000	10,000
209-421-95946		ACT CLIENT FLEX	-	211	1,000	1,000	1,000	1,000
209-421-96601		RENTALS OF SPACE	-	-	-	2,700	2,700	2,700
TOTAL MATERIALS & SERVICES			106,136	124,800	145,066	155,484	155,484	155,484
TOTAL DEPARTMENT EXPENDITURES			290,130	353,210	665,025	960,063	960,063	960,063

LINCOLN COUNTY, OREGON
MENTAL HEALTH FUND (209)

DEPARTMENT: ADULT MENTAL HEALTH SERVICES (423)

A COMMUNITY SERVICES PROGRAM

OBJECTIVE: To provide recovery-cased clinical services to adults (age 18 and up) who have been diagnosed with a mental illness in order to increase quality of life and reduce mental health crises (risk of harm to self/others).

WORK PLAN SUMMARY: Provide specific clinical services, including assessment, service planning, case management, skills development, individual, family and group therapy, psychiatric evaluations and medication management. Complete crisis assessments at local hospitals on a 24/7 basis. Complete commitment investigations and court examinations. Provide support for locating housing and employment. Actively support peer supported programming. Provide clinical supervision for therapists, case managers, and peer support specialists.

REVENUE AND EXPENDITURE SUMMARY

	Actual <u>2016-17</u>	Actual <u>2017-18</u>	Budget <u>2018-19</u>	Proposed <u>2019-20</u>	Approved <u>2019-20</u>	Adopted <u>2019-20</u>
Total Revenue	5,183,818	4,900,119	2,796,483	4,553,871	4,553,871	4,553,871
Personal Services	1,729,698	1,720,786	2,331,874	2,417,026	2,417,026	2,417,026
Materials & Services	1,579,734	1,902,629	1,211,586	1,025,816	1,025,816	1,025,816
Capital Outlay	70,307	0	0	0	0	0
Transfer to Public Health	81,197	68,017	0	493,779	493,779	493,779
Transfer to Capital Projects	344,727	200,000	0	0	0	0
Contingency	0	0	244,732	74,801	74,801	74,801
Total Expenditures	3,805,663	3,891,432	3,788,192	4,011,422	4,011,422	4,011,422
Full-Time Positions	34.08	34.08	30.47	23.89	23.89	23.89

INTERRELATIONSHIPS: State Office of Mental Health and Addiction Services, hospitals, Housing Authority, Department of Human Services divisions, local human service and police agencies, NAMI, Community Development Corporation, State Office of Housing and Community Development, and residential treatment providers.

LINCOLN COUNTY
FY 2019-20 ANNUAL BUDGET
Fund: 209 MENTAL HEALTH FUND

Account #	Budgeted FTE		2016-17 Actual	2017-18 Actual	2018-19 Budget	2019-20 Proposed Budget	2019-20 Approved Budget	2019-20 Adopted Budget
Department: 423 - ADULT MENTAL HEALTH SERVICES								
<u>REVENUE</u>								
209-423-33112		SUPPORTED RENTAL HOUSING	93,319	97,900	91,000	91,000	91,000	91,000
209-423-33134		ADULT MENTAL HEALTH INITIATIVE	38,269	-	-	-	-	-
209-423-33185		SE38 SUPPORTED EMPLOYMENT GRANT	750	25,750	25,750	25,750	25,750	25,750
209-423-33186		AID & ASSIST GRANT	11,989	10,000	-	8,744	8,744	8,744
209-423-33192		HRSA QI ACTIVITIES GRANT	-	-	800	-	-	-
209-423-33249		SE 30 PSRB INVOICE PAYMENTS	-	27,409	24,500	30,000	30,000	30,000
209-423-33408		SAMARITAN HEALTH INCENTIVE PAYMENTS	-	85,699	-	25,000	25,000	25,000
209-423-33414		SE 20 ADULT/STATE MH	321,911	275,168	283,434	282,817	282,817	282,817
209-423-33416		SE24 REGIONAL PSYCHIATRIC GRANT	18,653	91,512	91,512	91,512	91,512	91,512
209-423-33417		SE25 CRISIS GRANT	66,195	70,593	-	-	-	-
209-423-33418		BEHAVIORAL CARE NETWORK - MWV ACUTE CARE REGION	1,377	-	-	-	-	-
209-423-33428		SE28 PSRB	23,440	1,891	6,500	2,500	2,500	2,500
209-423-33429		SE30 PSRB	81,500	16,750	16,750	16,750	16,750	16,750
209-423-33487		MOBILE CRISIS GRANT	505,883	500,000	-	-	-	-
209-423-33489		MHS 01 ADMIN SUPPORT	51,205	84,704	42,141	42,141	42,141	42,141
209-423-34510		PRIVATE PAY	12,081	9,603	11,000	12,000	12,000	12,000
209-423-34513		REGIONAL HOSPITAL ALTERNATIVE	2,755	-	-	-	-	-
209-423-34515		INSURANCE PAYMENTS	30,936	32,143	39,174	50,000	50,000	50,000
209-423-34518		MEDICARE PAYMENTS	49,018	131,168	20,000	50,000	50,000	50,000
209-423-34523		MEDICARE COST RPT.	155	-	-	-	-	-
209-423-34538		MEDICAID OPEN CARD	174,483	134,823	125,000	150,000	150,000	150,000
209-423-34591		MEDICAID/IHN	2,214,756	2,083,784	1,686,720	1,720,730	1,720,730	1,720,730
209-423-34593		MEDICAID WRAP AROUND	-	-	-	30,000	30,000	30,000
209-423-36142		COTTAGE STREET LEASE PAYMENTS	-	-	-	18,000	18,000	18,000
209-423-36175		INTEREST	47,504	57,069	50,000	60,000	60,000	60,000
209-423-36990		MISCELLANEOUS	-	307	1,000	-	-	-
209-423-39219		TRANSFER FROM CAPITAL PROJECTS FUND	-	-	198,000	-	-	-
209-423-40000		BEGINNING BALANCE	-	-	-	-	-	-
TOTAL REVENUE			5,183,818	4,900,119	2,796,483	4,553,871	4,553,871	4,553,871
<u>EXPENDITURES</u>								
<u>PERSONNEL SERVICES</u>								
209-423-90201	0.20	DIRECTOR	-	-	23,942	25,366	25,366	25,366
209-423-90214	0.20	PSYCHIATRIST	-	-	265,700	53,141	53,141	53,141
209-423-90250	0.40	ADMINISTRATIVE ASSISTANT	-	-	-	19,490	19,490	19,490
209-423-90255	0.40	BEHAVIORAL HEALTH PROGRAM MANAGER	89,287	101,148	37,751	28,235	28,235	28,235
209-423-90259		DIVISION DIRECTOR	44,043	41,230	-	-	-	-
209-423-90264	0.25	SUPPORT SERVICES SUPERVISOR	-	-	14,785	15,536	15,536	15,536
209-423-90272	0.50	EHR SITE SPECIALIST	37,609	39,425	28,995	31,382	31,382	31,382
209-423-90277	1.25	BH CLINICAL SUPERVISOR	-	-	36,054	93,430	93,430	93,430
209-423-90283		BEHAVIORAL HEALTH POLICY ANALYST	-	-	29,893	-	-	-
209-423-90284	0.40	DEPUTY DIRECTOR - BH	-	-	35,275	41,820	41,820	41,820
209-423-90352	0.70	BOOKKEEPER 1 -PAYEE PROGRAM	21,982	24,254	27,286	29,532	29,532	29,532
209-423-90355	5.00	CASE MANAGER	119,846	174,497	272,091	240,936	240,936	240,936
209-423-90356	8.00	CLINICAL COUNSELOR	538,697	503,642	430,600	527,552	527,552	527,552
209-423-90357	1.50	COMMUNITY HEALTH NURSE 2	34,436	122,208	59,756	108,117	108,117	108,117
209-423-90362	3.25	OFFICE ASSISTANT 2	200,282	23,206	95,851	143,139	143,139	143,139
209-423-90364	1.20	PSYCHIATRIC NURSE PRACTITIONER	22,134	83,932	168,125	168,860	168,860	168,860
209-423-90399	0.15	REGISTERED DIETICIAN	3,134	8,580	9,098	10,267	10,267	10,267
209-423-90401	0.49	PART TIME < 1040 HRS/YEAR	32,192	28,691	28,000	16,890	16,890	16,890
209-423-90403		PEER SUPPORT SPECIALIST	23,905	11,265	-	-	-	-
209-423-90501		OVERTIME	400	-	-	-	-	-
209-423-90502		ON CALL CRISIS	34,747	33,772	-	-	-	-
209-423-90604		INTERPRETER STIPEND	3,850	2,555	1,680	840	840	840
209-423-90801		FICA	89,504	88,709	119,952	117,565	117,565	117,565
209-423-90802		401(K) RETIREMENT	125,270	127,346	167,997	169,048	169,048	169,048
209-423-90804		HEALTH INSURANCE	195,241	201,122	270,480	348,383	348,383	348,383
209-423-90805		DENTAL INSURANCE	25,418	21,953	27,638	35,517	35,517	35,517
209-423-90806		LIFE INSURANCE	799	731	1,580	1,742	1,742	1,742
209-423-90807		LTD INSURANCE	9,202	9,316	15,615	15,712	15,712	15,712

LINCOLN COUNTY
FY 2019-20 ANNUAL BUDGET
Fund: 209 MENTAL HEALTH FUND

Account #	Budgeted FTE	2016-17 Actual	2017-18 Actual	2018-19 Budget	2019-20 Proposed Budget	2019-20 Approved Budget	2019-20 Adopted Budget
Department: 423 - ADULT MENTAL HEALTH SERVICES							
209-423-90808	WORKER'S COMPENSATION	16,177	14,051	104,604	103,650	103,650	103,650
209-423-90809	UNEMPLOYMENT	5,692	5,968	3,920	7,669	7,669	7,669
209-423-90810	PEHP	417	422	1,431	1,482	1,482	1,482
209-423-90812	HEALTH SAVINGS ACCOUNT	55,434	52,766	53,775	61,725	61,725	61,725
23.89	TOTAL PERSONNEL SERVICES	1,729,698	1,720,786	2,331,874	2,417,026	2,417,026	2,417,026
<u>MATERIALS & SERVICES</u>							
209-423-91001	PAYROLL PROCESSING COST	-	-	4,560	3,900	3,900	3,900
209-423-91101	TRAVEL EXPENSE	16,312	9,270	5,000	5,000	5,000	5,000
209-423-91102	FLEET SERVICES	30,149	32,666	35,000	34,300	34,300	34,300
209-423-91201	MEALS & LODGING	12,186	6,991	5,000	10,000	10,000	10,000
209-423-91401	TELEPHONE	29,699	29,478	35,000	30,000	30,000	30,000
209-423-91501	POSTAGE	923	856	1,000	2,000	2,000	2,000
209-423-91601	PRINTING & PUBLICATIONS	7,215	4,999	5,000	5,000	5,000	5,000
209-423-92001	UTILITIES	7,107	6,159	10,000	10,000	10,000	10,000
209-423-92801	PROFESSIONAL SERVICES	-	150	-	-	-	-
209-423-92809	SE 30 PSRB INVOICED EXPENSES	-	-	5,751	7,000	7,000	7,000
209-423-92901	MEMBERSHIP FEES & DUES	7,465	7,615	10,000	10,000	10,000	10,000
209-423-92930	SE28 PSRB EXPENSE	-	-	-	-	-	-
209-423-93101	REPRESENTATIVE PAYEE PROGRAM EXP	-	270	-	-	-	-
209-423-93301	MAINTENANCE AGREEMENTS	34,615	60,259	45,000	55,000	55,000	55,000
209-423-93901	CONTRACTUAL SERVICES	796,776	961,185	113,373	300,000	300,000	300,000
209-423-94101	OFFICE SUPPLIES	2,753	4,526	3,500	3,500	3,500	3,500
209-423-94102	FURNITURE & EQUIP < \$10,000	14,347	10,186	50,800	25,000	25,000	25,000
209-423-94110	RESPITE HOUSING SUPPLIES/EQUIPMENT	-	-	50,000	-	-	-
209-423-94601	FOOD & CLOTHING	14	76	100	100	100	100
209-423-95101	MED/LAB/XRAY	-	1,275	500	500	500	500
209-423-95102	MEDICAL SUPPLIES	792	218	500	500	500	500
209-423-95202	CONTINUING EDUCATION	8,463	5,470	12,000	6,000	6,000	6,000
209-423-95901	OTHER SUPPLIES	4,246	1,307	2,000	2,000	2,000	2,000
209-423-95903	PEER DELIVERED SERVICES EXPENSE	-	38	-	-	-	-
209-423-95905	CLIENT SERVICES	29,127	32,069	30,000	30,000	30,000	30,000
209-423-95907	DENTAL SERVICES	-	99	1,000	-	-	-
209-423-95909	HOUSING ASSISTANCE	45,889	48,915	55,000	55,000	55,000	55,000
209-423-95910	HHS ADMIN COST ALLOCATION	459,152	613,094	636,502	381,016	381,016	381,016
209-423-95929	AMHI CLIENT FLEX	784	3	-	-	-	-
209-423-95943	INVESTIGATIONS	6,913	2,013	-	-	-	-
209-423-96601	RENTALS OF SPACE	64,806	63,443	95,000	50,000	50,000	50,000
TOTAL MATERIALS & SERVICES		1,579,734	1,902,629	1,211,586	1,025,816	1,025,816	1,025,816
<u>CAPITAL OUTLAY</u>							
209-423-98301	MOTOR VEHICLES	70,307	-	-	-	-	-
TOTAL CAPITAL OUTLAY		70,307	-	-	-	-	-
<u>TRANSFERS</u>							
209-423-99208	TRANSFER TO PUBLIC HEALTH FUND	81,917	68,017	-	493,779	493,779	493,779
209-423-99219	TRANSFER TO CAPITAL PROJECTS FUND	344,727	200,000	-	-	-	-
TOTAL TRANSFERS		426,644	268,017	-	493,779	493,779	493,779
209-423-99501	CONTINGENCY	-	-	244,732	74,801	74,801	74,801
TOTAL DEPARTMENT EXPENDITURES		3,806,383	3,891,433	3,788,192	4,011,422	4,011,422	4,011,422

LINCOLN COUNTY, OREGON
MENTAL HEALTH FUND (209)
DEPARTMENT: CRISIS SERVICES (424)
A COMMUNITY SERVICES PROGRAM

OBJECTIVE: To provide effective coverage and supporting services to individuals (children/adolescents and adults) presenting with a mental health crisis within Lincoln County.

WORK PLAN SUMMARY: Provide 24/7 crisis response and counseling to individuals presenting with a mental health crisis in local hospital emergency rooms, Juvenile Detention, and the Jail; Provide onsite crisis response working with Law Enforcement; Provide crisis assessment, safety planning, and follow-up outpatient scheduling; Gather information from family, friends and other resources for ongoing support; Provide information on local resources and referrals; Interact effectively with community partners to coordinate crisis response.

REVENUE AND EXPENDITURE SUMMARY

	<u>Actual</u> <u>2016-17</u>	<u>Actual</u> <u>2017-18</u>	<u>Budget</u> <u>2018-19</u>	<u>Proposed</u> <u>2019-20</u>	<u>Approved</u> <u>2019-20</u>	<u>Adopted</u> <u>2019-20</u>
Total Revenue	0	0	603,613	628,423	628,423	628,423
Personal Services	0	0	571,438	622,168	622,168	622,168
Materials & Services	0	0	147,344	118,549	118,549	118,549
Total Expenditures	0	0	718,782	740,717	740,717	740,717
Full-Time Positions	0.00	0.00	0.00	5.50	5.50	5.50

INTERRELATIONSHIPS: Hospitals, Law Enforcement, Schools, Juvenile Detention and Shelter, Courts, Child Welfare, private mental health providers, private medical providers, other community agencies and community members.

LINCOLN COUNTY
FY 2019-20 ANNUAL BUDGET
Fund: 209 MENTAL HEALTH FUND

Account #	Budgeted FTE		2016-17 Actual	2017-18 Actual	2018-19 Budget	2019-20 Proposed Budget	2019-20 Approved Budget	2019-20 Adopted Budget
Department: 424 - CRISIS SERVICES								
<u>REVENUE</u>								
209-424-33417		SE 25 ADULT/CHILD CRISIS	-	-	103,613	103,613	103,613	103,613
209-424-33487		SE25 COMMUNITY CRISIS GRANT	-	-	500,000	500,000	500,000	500,000
209-424-40000		BEGINNING BALANCE	-	-	-	24,810	24,810	24,810
TOTAL REVENUE			-	-	603,613	628,423	628,423	628,423
<u>EXPENDITURES</u>								
<u>PERSONNEL SERVICES</u>								
209-424-90250	0.20	ADMINISTRATIVE ASSISTANT	-	-	-	9,745	9,745	9,745
209-424-90255	0.20	BEHAVIORAL HEALTH PROGRAM MANAGER	-	-	83,017	14,117	14,117	14,117
209-424-90272	0.15	EHR SITE SPECIALIST	-	-	8,699	9,415	9,415	9,415
209-424-90277	0.75	BH CLINICAL SUPERVISOR	-	-	18,027	58,530	58,530	58,530
209-424-90283		BEHAVIORAL HEALTH POLICY ANALYST	-	-	14,947	-	-	-
209-424-90284	0.20	DEPUTY DIRECTOR - BH	-	-	17,638	20,910	20,910	20,910
209-424-90356	4.00	CLINICAL COUNSELOR	-	-	180,074	256,038	256,038	256,038
209-424-90357		COMMUNITY HEALTH NURSE 2	-	-	37,754	-	-	-
209-424-90502		ON CALL CRISIS	-	-	25,000	35,000	35,000	35,000
209-424-90801		FICA	-	-	27,209	30,887	30,887	30,887
209-424-90802		401(k) RETIREMENT	-	-	39,124	44,413	44,413	44,413
209-424-90804		HEALTH INSURANCE	-	-	70,558	85,940	85,940	85,940
209-424-90805		DENTAL INSURANCE	-	-	7,565	8,380	8,380	8,380
209-424-90806		LIFE INSURANCE	-	-	349	396	396	396
209-424-90807		LTD INSURANCE	-	-	3,381	3,770	3,770	3,770
209-424-90808		WORKER'S COMPENSATION	-	-	23,728	26,936	26,936	26,936
209-424-90809		UNEMPLOYMENT	-	-	889	2,019	2,019	2,019
209-424-90810		PEHP	-	-	729	297	297	297
209-424-90812		HEALTH SAVINGS ACCOUNT	-	-	12,750	15,375	15,375	15,375
	5.50	TOTAL PERSONNEL SERVICES	-	-	571,438	622,168	622,168	622,168
<u>MATERIALS & SERVICES</u>								
209-424-91001		PAYROLL PROCESSING COST	-	-	608	624	624	624
209-424-91101		TRAVEL EXPENSE	-	-	3,000	1,000	1,000	1,000
209-424-91102		FLEET SERVICES	-	-	5,000	-	-	-
209-424-91201		MEALS & LODGING	-	-	3,000	1,000	1,000	1,000
209-424-91401		TELEPHONE	-	-	10,000	3,000	3,000	3,000
209-424-91601		PRINTING & PUBLICATIONS	-	-	-	300	300	300
209-424-92001		UTILITIES	-	-	2,000	1,440	1,440	1,440
209-424-92901		MEMBERSHIP FEES & DUES	-	-	2,000	1,000	1,000	1,000
209-424-93301		MAINTENANCE AGREEMENTS	-	-	-	-	-	-
209-424-93901		CONTRACTUAL SERVICES	-	-	-	1,000	1,000	1,000
209-424-94101		OFFICE SUPPLIES	-	-	500	500	500	500
209-424-94102		FURNITURE & EQUIP <\$10,000	-	-	6,000	2,000	2,000	2,000
209-424-95101		MED/LAB/XRAY	-	-	-	-	-	-
209-424-95202		CONTINUING EDUCATION	-	-	800	500	500	500
209-424-95901		OTHER SUPPLIES	-	-	500	500	500	500
209-424-95905		CLIENT SERVICES	-	-	3,000	16,000	16,000	16,000
209-424-95910		HHS ADMIN COST ALLOCATION	-	-	110,936	89,685	89,685	89,685
TOTAL MATERIALS & SERVICES			-	-	147,344	118,549	118,549	118,549
TOTAL DEPARTMENT EXPENDITURES			-	-	718,782	740,717	740,717	740,717

**LINCOLN COUNTY, OREGON
MENTAL HEALTH FUND (209)**

**DEPARTMENT: CO-OCCURRING DISORDERS & PROBLEM GAMBLING /DUAL
DIAGNOSIS SERVICES (427)**

A COMMUNITY SERVICES PROGRAM

OBJECTIVE: To provide recovery-based clinical services to adolescents and adults identified with a substance use disorder and co-occurring mental health disorder, or Gambling Disorder; and their family members/caretaker, in order to increase quality of life, improve physical and mental health, and support attainment of individual life goals.

WORK PLAN SUMMARY: Provide specific outpatient alcohol and substance abuse treatment, problem gambling treatment to individuals, their family members and caretakers. Outpatient treatment services include assessment, service planning, individual, family and group therapy, referral to psychiatric evaluation and medication management, and case management. Provide clinical supervision of therapists. Provide education and outreach services to community partners on problem gambling.

REVENUE AND EXPENDITURE SUMMARY

	Actual	Actual	Budget	Proposed	Approved	Adopted
	<u>2016-17</u>	<u>2017-18</u>	<u>2018-19</u>	<u>2019-20</u>	<u>2019-20</u>	<u>2019-20</u>
Total Revenue	707,234	674,476	924,305	1,116,569	1,116,569	1,116,569
Personal Services	460,907	668,842	534,819	660,738	660,738	660,738
Materials & Services	231,787	308,144	314,807	244,360	244,360	244,360
Total Expenditures	692,694	976,986	849,626	905,098	905,098	905,098
Full-Time Positions	7.70	7.70	10.45	6.60	6.60	6.60

INTERRELATIONSHIPS: Parents, schools, courts, physicians, hospitals, law enforcement agencies and other agencies, which may be a source of referrals or require the services of program staff or may provide services to persons referred for specialized treatment.

LINCOLN COUNTY
FY 2019-20 ANNUAL BUDGET
Fund: 209 MENTAL HEALTH FUND

Account #	Budgeted FTE		2016-17 Actual	2017-18 Actual	2018-19 Budget	2019-20 Proposed Budget	2019-20 Approved Budget	2019-20 Adopted Budget
Department: 427 - CO-OCCURRING DISORDERS/DUAL DIAGNOSIS SERVICES								
REVENUE								
209-427-33153		CRIMINAL FINES & ASSESSMENTS	2,285	10,520	1,500	6,000	6,000	6,000
209-427-33181		SE 63 PEER SUPPORT	23,082	32,423	32,423	32,423	32,423	32,423
209-427-33232		PE27 Rx DRUG OD PREVENTION	-	-	-	111,067	111,067	111,067
209-427-33242		SE 81 PROBLEM GAMBLING	-	-	60,000	60,000	60,000	60,000
209-427-33247		STATE MARIJUANA TAX ALLOCATION	-	118,444	118,444	118,444	118,444	118,444
209-427-33251		SE 60 - INTOXICATED DRIVER TREATMENT	-	23,243	23,243	23,243	23,243	23,243
209-427-33446		LOCAL LIQUOR TAX	43,453	42,093	33,000	40,000	40,000	40,000
209-427-33459		SE66 CONTINUUM OF CARE	201,194	157,655	157,655	157,655	157,655	157,655
209-427-33494		SE03 PROBLEM GAMBLING ADMIN SUPPORT	-	-	2,200	2,200	2,200	2,200
209-427-34515		INSURANCE PAYMENTS	4,192	8,449	15,000	3,000	3,000	3,000
209-427-34516		MEDICAID FEES	-	-	150,000	-	-	-
209-427-34518		MEDICARE PAYMENTS	257	1,491	2,000	1,000	1,000	1,000
209-427-34534		MEDICAID OPEN CARD	101,651	186,895	65,000	70,000	70,000	70,000
209-427-34535		FEES/PRIVATE PAY	232	1,200	1,500	5,000	5,000	5,000
209-427-34591		MEDICAID/IHN	278,000	-	210,840	215,000	215,000	215,000
209-427-34593		MEDICAID WRAP AROUND	-	77,524	50,000	80,000	80,000	80,000
209-427-36990		MISCELLANEOUS	-	-	1,500	-	-	-
209-427-40000		BEGINNING BALANCE	52,887	14,539	-	191,537	191,537	191,537
TOTAL REVENUE			707,234	674,476	924,305	1,116,569	1,116,569	1,116,569
EXPENDITURES								
PERSONNEL SERVICES								
209-427-90250	0.25	ADMINISTRATIVE ASSISTANT	-	-	-	12,181	12,181	12,181
209-427-90255	0.20	BEHAVIORAL HEALTH PROGRAM MANAGER	50,249	42,108	-	14,117	14,117	14,117
209-427-90259		DIVISION DIRECTOR	19,575	20,615	-	-	-	-
209-427-90264	0.25	SUPPORT SERVICES SUPERVISOR	-	-	14,785	15,536	15,536	15,536
209-427-90272	0.15	EHR SITE SPECIALIST	5,373	5,633	8,699	9,415	9,415	9,415
209-427-90277		BH CLINICAL SUPERVISOR	-	-	36,054	-	-	-
209-427-90283		BEHAVIORAL HEALTH POLICY ANALYST	-	-	18,683	-	-	-
209-427-90284	0.25	DEPUTY DIRECTOR - BH	-	-	22,047	26,138	26,138	26,138
209-427-90352	0.25	BOOKKEEPER 1 -PAYEE PROGRAM	1,326	8,662	9,745	10,547	10,547	10,547
209-427-90353		CLINIC COUNSELOR 3-COMMUNITY CARE COORDINATOR	10,101	45,705	-	-	-	-
209-427-90356	3.00	CLINICAL COUNSELOR	210,389	313,509	208,793	205,594	205,594	205,594
209-427-90360	1.00	HEALTH EDUCATOR	-	-	-	69,546	69,546	69,546
209-427-90362	1.25	OFFICE ASSISTANT 2	17,705	-	46,022	50,651	50,651	50,651
209-427-90375		RECOVERY MENTOR-CO-OCCURRING DISORDERS	-	20,272	-	-	-	-
209-427-90501		OVERTIME	0	-	-	-	-	-
209-427-90603		TELEPHONE STIPEND	-	-	-	840	840	840
209-427-90604		INTERPRETER STIPEND	-	-	840	840	840	840
209-427-90801		FICA	23,310	33,799	22,793	31,650	31,650	31,650
209-427-90802		401(K) RETIREMENT	34,819	50,237	32,774	45,510	45,510	45,510
209-427-90804		HEALTH INSURANCE	56,556	85,295	68,650	104,589	104,589	104,589
209-427-90805		DENTAL INSURANCE	7,210	9,418	6,970	10,586	10,586	10,586
209-427-90806		LIFE INSURANCE	196	285	371	475	475	475
209-427-90807		LTD INSURANCE	2,592	3,666	3,046	4,230	4,230	4,230
209-427-90808		WORKER'S COMPENSATION	4,053	4,939	19,877	27,600	27,600	27,600
209-427-90809		UNEMPLOYMENT	1,554	2,284	744	2,069	2,069	2,069
209-427-90810		PEHP	172	147	351	324	324	324
209-427-90812		HEALTH SAVINGS ACCOUNT	15,728	22,266	13,575	18,300	18,300	18,300
6.60		TOTAL PERSONNEL SERVICES	460,907	668,842	534,819	660,738	660,738	660,738
MATERIALS & SERVICES								
209-427-91001		PAYROLL PROCESSING COST	-	-	1,672	780	780	780
209-427-91101		TRAVEL EXPENSE	7,362	3,404	5,000	5,000	5,000	5,000
209-427-91201		MEALS & LODGING	2,673	5,954	5,000	5,000	5,000	5,000
209-427-91401		TELEPHONE	6,503	6,128	6,500	4,800	4,800	4,800
209-427-91501		POSTAGE	26	22	400	100	100	100
209-427-91601		PRINTING & PUBLICATIONS	1,523	1,303	500	500	500	500
209-427-92001		UTILITIES	4,511	2,467	2,000	4,000	4,000	4,000
209-427-92801		PROFESSIONAL SERVICES	-	150	500	-	-	-

LINCOLN COUNTY
FY 2019-20 ANNUAL BUDGET
Fund: 209 MENTAL HEALTH FUND

Account #	Budgeted FTE	2016-17 Actual	2017-18 Actual	2018-19 Budget	2019-20 Proposed Budget	2019-20 Approved Budget	2019-20 Adopted Budget
Department: 427 - CO-OCCURRING DISORDERS/DUAL DIAGNOSIS SERVICES							
209-427-92901	MEMBERSHIP FEES & DUES	2,930	3,905	5,000	5,000	5,000	5,000
209-427-93301	MAINTENANCE AGREEMENTS	5,618	3,827	3,500	17,000	17,000	17,000
209-427-93901	CONTRACTUAL SERVICES	66,547	82,333	75,000	80,000	80,000	80,000
209-427-94101	OFFICE SUPPLIES	919	974	1,000	1,000	1,000	1,000
209-427-94102	FURNITURE & EQUIP < \$10,000	3,533	6,261	8,000	4,000	4,000	4,000
209-427-95101	MED/LAB/XRAY	3,197	5,322	4,500	4,500	4,500	4,500
209-427-95102	MEDICAL SUPPLIES	124	26	-	-	-	-
209-427-95201	EDUCATION & LIBRARY	1,297	1,567	2,000	1,000	1,000	1,000
209-427-95202	CONTINUING EDUCATION	2,297	3,437	5,000	1,000	1,000	1,000
209-427-95901	OTHER SUPPLIES	75	198	100	100	100	100
209-427-95910	HHS ADMIN COST ALLOCATION	103,132	158,965	165,035	95,080	95,080	95,080
209-427-95916	CLIENT FLEX	821	591	2,500	500	500	500
209-427-95948	CLIENT FLEX - CODAA	-	589	-	-	-	-
209-427-96601	RENTALS OF SPACE	18,700	20,718	21,600	15,000	15,000	15,000
TOTAL MATERIALS & SERVICES		231,787	308,144	314,807	244,360	244,360	244,360
TOTAL DEPARTMENT EXPENDITURES		692,695	976,986	849,626	905,098	905,098	905,098

**LINCOLN COUNTY, OREGON
MENTAL HEALTH FUND (209)**

DEPARTMENT: MENTAL HEALTH RESIDENTIAL PAYMENTS (428)

A COMMUNITY SERVICES PROGRAM

OBJECTIVE: To administer contract payments with public or private providers of specialized mental health, alcohol and drug treatment, and developmental disability services.

WORK PLAN SUMMARY: Account for State pass-through funds, report to fund source.

REVENUE AND EXPENDITURE SUMMARY

	Actual <u>2016-17</u>	Actual <u>2017-18</u>	Budget <u>2018-19</u>	Proposed <u>2019-20</u>	Approved <u>2019-20</u>	Adopted <u>2019-20</u>
Total Revenue	1,484,150	972,286	601,338	689,483	689,483	689,483
Materials & Services	1,016,746	398,552	506,263	674,032	674,032	674,032
Unappropriated	<u>0</u>	<u>0</u>	<u>0</u>	<u>15,451</u>	<u>15,451</u>	<u>15,451</u>
Total Expenditures	1,016,746	398,552	506,263	689,483	689,483	689,483

INTERRELATIONSHIPS: Oregon Mental Health Division, subcontractors

LINCOLN COUNTY
FY 2019-20 ANNUAL BUDGET
Fund: 209 MENTAL HEALTH FUND

Account #		2016-17 Actual	2017-18 Actual	2018-19 Budget	2019-20 Proposed Budget	2019-20 Approved Budget	2019-20 Adopted Budget
Department: 428 - MENTAL HEALTH RESIDENTIAL PAYMENTS							
<u>REVENUE</u>							
209-428-33405	SE20 RENT SUBSIDY PASS THROUGH - RENEW CONSULTING	7,672	37,934	37,934	37,934	37,934	37,934
209-428-33414	SE 20 RENT SUBSIDY PASS THROUGH -SHANGRI-LA	-	6,463	6,463	-	-	-
209-428-33493	SE 28 RESIDENTIAL TREATMENT SERVICES	466,103	460,486	536,788	460,486	460,486	460,486
209-428-40000	BEGINNING BALANCE	-	-	-	191,063	191,063	191,063
209-428-40001	BEG BALANCE - RENT SUBSIDIES	1,010,375	467,404	20,153	-	-	-
	TOTAL REVENUE	1,484,150	972,286	601,338	689,483	689,483	689,483
<u>EXPENDITURES</u>							
<u>MATERIALS & SERVICES</u>							
209-428-92808	CONTRACT AMEND REQUEST EXPENSE	23,098	-	-	-	-	-
209-428-93901	CONTRACTUAL SERVICES	651,424	7,843	-	175,612	175,612	175,612
209-428-93932	SE28 SECURE TREATMENT FACILITY	342,224	390,709	460,486	460,486	460,486	460,486
209-428-93933	SE20 RENT SUBSIDY PASS THROUGH - SHANGRI-LA	-	-	7,843	-	-	-
209-428-93935	SE20 RENT SUBSIDY PASS THROUGH - RENEW CONSULTING	-	-	37,934	37,934	37,934	37,934
	TOTAL MATERIALS & SERVICES	1,016,746	398,552	506,263	674,032	674,032	674,032
209-428-99601	RESERVE FOR FUTURE EXPENSES	-	-	-	15,451	15,451	15,451
	TOTAL DEPARTMENT EXPENDITURES	1,016,746	398,552	506,263	689,483	689,483	689,483

LINCOLN COUNTY
FY 2019-20 ANNUAL BUDGET
Fund: 209 MENTAL HEALTH FUND

Account #		2016-17 Actual	2017-18 Actual	2018-19 Budget	2019-20 Proposed Budget	2019-20 Approved Budget	2019-20 Adopted Budget
Department: 422 - INTELLECTUAL & DEVEL DISABILITIES PROGRAM (CLOSED - moved to fund 208)							
<u>REVENUE</u>							
209-422-33471	DD55 ABUSE INVESTIGATOR	43,758	51,051	42,843	-	-	-
209-422-33479	SE 48 DD CASE MGMT	730,691	827,708	562,162	-	-	-
209-422-33489	SE 02 LOCAL ADMINISTRATION	243,760	167,528	-	-	-	-
209-422-40000	BEGINNING BALANCE	88,590	110,981	1,266,876	-	-	-
	TOTAL REVENUE	1,106,799	1,157,269	1,871,881	-	-	-
<u>EXPENDITURES</u>							
<u>PERSONNEL SERVICES</u>							
209-422-90259	DIVISION DIRECTOR	19,574	20,615	-	-	-	-
209-422-90261	PROGRAM MANAGER - DD	75,477	79,101	-	-	-	-
209-422-90277	DD CLINICAL SUPERVISOR	-	45,100	76,686	-	-	-
209-422-90284	DEPUTY DIRECTOR - DD	-	-	67,411	-	-	-
209-422-90358	SERVICE COORDINATOR	347,099	350,181	324,669	-	-	-
209-422-90362	OFFICE ASSISTANT 2	65,165	75,002	77,205	-	-	-
209-422-90402	CONTRACT EMPLOYEE	-	-	-	-	-	-
209-422-90801	FICA	37,596	42,285	47,998	-	-	-
209-422-90802	401(K) RETIREMENT	56,026	62,896	69,017	-	-	-
209-422-90804	HEALTH INSURANCE	70,809	100,885	166,055	-	-	-
209-422-90805	DENTAL INSURANCE	9,362	10,920	17,671	-	-	-
209-422-90806	LIFE INSURANCE	325	377	792	-	-	-
209-422-90807	LTD INSURANCE	3,988	4,706	6,415	-	-	-
209-422-90808	WORKER'S COMPENSATION	6,597	6,192	41,856	-	-	-
209-422-90809	UNEMPLOYMENT	2,548	2,859	1,569	-	-	-
209-422-90810	PEHP	216	321	1,080	-	-	-
209-422-90812	HEALTH SAVINGS ACCOUNT	21,800	21,050	30,000	-	-	-
	TOTAL PERSONNEL SERVICES	716,581	822,489	928,424	-	-	-
<u>MATERIALS & SERVICES</u>							
209-422-91001	PAYROLL PROCESSING COST	-	-	1,824	-	-	-
209-422-91101	TRAVEL EXPENSE	7,317	3,870	2,500	-	-	-
209-422-91102	FLEET SERVICES	9,556	9,564	10,000	-	-	-
209-422-91201	MEALS & LODGING	7,634	3,887	2,500	-	-	-
209-422-91401	TELEPHONE	5,698	6,678	6,000	-	-	-
209-422-91501	POSTAGE	926	923	1,000	-	-	-
209-422-91601	PRINTING & PUBLICATIONS	701	847	750	-	-	-
209-422-92901	MEMBERSHIP FEES & DUES	105	176	500	-	-	-
209-422-93301	MAINTENANCE AGREEMENTS	3,950	4,703	5,000	-	-	-
209-422-93901	CONTRACTUAL SERVICES	26,507	36,817	50,000	-	-	-
209-422-94101	OFFICE SUPPLIES	2,910	3,586	3,500	-	-	-
209-422-94102	FURNITURE & EQUIP < \$10,000	5,203	12,193	10,000	-	-	-
209-422-94601	FOOD & CLOTHING	-	215	500	-	-	-
209-422-95202	CONTINUING EDUCATION	2,858	1,956	1,500	-	-	-
209-422-95614	PROGRAM RETENTION	25,402	-	-	-	-	-
209-422-95901	OTHER SUPPLIES	190	605	300	-	-	-
209-422-95905	CLIENT SERVICES	-	147	1,500	-	-	-
209-422-95910	HHS ADMIN COST ALLOCATION	114,315	117,707	121,950	-	-	-
209-422-95934	FAMILY SUPPORT SERVICES	5,413	2,225	5,000	-	-	-
209-422-95945	K PLAN IN-HOME SERVICES	5,318	4,965	5,000	-	-	-
209-422-96601	RENTALS OF SPACE	30,060	30,812	30,736	-	-	-
	TOTAL MATERIALS & SERVICES	254,064	241,874	260,060	-	-	-
<u>CAPITAL OUTLAY</u>							
209-422-98301	MOTOR VEHICLES	25,173	-	-	-	-	-
	TOTAL CAPITAL OUTLAY	25,173	-	-	-	-	-
	TOTAL DEPARTMENT EXPENDITURES	995,818	1,064,363	1,188,484	-	-	-

LINCOLN COUNTY
FY 2019-20 ANNUAL BUDGET
Fund: 209 MENTAL HEALTH FUND

Account #		2016-17 Actual	2017-18 Actual	2018-19 Budget	2019-20 Proposed Budget	2019-20 Approved Budget	2019-20 Adopted Budget
Department: 432 - PROBLEM GAMBLING SERVICES (CLOSED)							
<u>REVENUE</u>							
209-432-33153	SE 81 GAMBLING TREATMENT	68,750	-	-	-	-	-
209-432-33242	SE 81 PROBLEM GAMBLING	-	48,600	-	-	-	-
209-432-33494	PROBLEM GAMBLING SUPPORT	1,080	2,200	-	-	-	-
209-432-36990	MISCELLANEOUS	880	830	-	-	-	-
209-432-40000	BEGINNING BALANCE	69,670	34,552	-	-	-	-
	TOTAL REVENUE	140,380	86,182	-	-	-	-
<u>EXPENDITURES</u>							
<u>PERSONNEL SERVICES</u>							
209-432-90255	BEHAVIORAL HEALTH PROGRAM MANAGER	15,462	12,956	-	-	-	-
209-432-90259	DIVISION DIRECTOR	-	5,154	-	-	-	-
209-432-90272	EHR SITE SPECIALIST	2,687	2,815	-	-	-	-
209-432-90356	CLINICAL COUNSELOR	35,782	39,062	-	-	-	-
209-432-90801	FICA	3,933	4,249	-	-	-	-
209-432-90802	401(K) RETIREMENT	5,931	6,598	-	-	-	-
209-432-90804	HEALTH INSURANCE	10,956	11,245	-	-	-	-
209-432-90805	DENTAL INSURANCE	1,258	1,194	-	-	-	-
209-432-90806	LIFE INSURANCE	38	38	-	-	-	-
209-432-90807	LTD INSURANCE	446	494	-	-	-	-
209-432-90808	WORKER'S COMPENSATION	642	656	-	-	-	-
209-432-90809	UNEMPLOYMENT	271	299	-	-	-	-
209-432-90810	PEHP	47	48	-	-	-	-
209-432-90812	HEALTH SAVINGS ACCOUNT	3,350	2,849	-	-	-	-
	TOTAL PERSONNEL SERVICES	80,801	87,657	-	-	-	-
<u>MATERIALS & SERVICES</u>							
209-432-91101	TRAVEL EXPENSE	3,060	1,645	-	-	-	-
209-432-91201	MEALS & LODGING	4,812	3,686	-	-	-	-
209-432-91401	TELEPHONE	586	815	-	-	-	-
209-432-91501	POSTAGE	167	306	-	-	-	-
209-432-91601	PRINTING & PUBLICATIONS	143	47	-	-	-	-
209-432-92901	MEMBERSHIP FEES & DUES	-	283	-	-	-	-
209-432-93901	CONTRACTUAL SERVICES	1,364	3,336	-	-	-	-
209-432-94101	OFFICE SUPPLIES	176	-	-	-	-	-
209-432-95201	EDUCATION & LIBRARY	53	-	-	-	-	-
209-432-95202	CONTINUING EDUCATION	962	1,375	-	-	-	-
209-432-95901	OTHER SUPPLIES	157	35	-	-	-	-
209-432-95910	HHS ADMIN COST ALLOCATION	13,047	13,993	-	-	-	-
209-432-95916	CLIENT FLEX	500	20	-	-	-	-
	TOTAL MATERIALS & SERVICES	25,027	25,541	-	-	-	-
	TOTAL DEPARTMENT EXPENDITURES	105,828	113,198	-	-	-	-

LINCOLN COUNTY
FY 2019-20 ANNUAL BUDGET
Fund: 216 COMMUNITY HEALTH CENTERS FUND

Account #	Budgeted FTE		2016-17 Actual	2017-18 Actual	2018-19 Budget	2019-20 Proposed Budget	2019-20 Approved Budget	2019-20 Adopted Budget
FUND SUMMARY								
REVENUE								
33XXX		INTERGOVERNMENTAL	2,703,330	2,649,808	3,011,720	2,704,117	2,704,117	2,704,117
34XXX		CHARGES FOR SERVICES	1,853,468	1,779,592	1,740,000	1,993,500	1,993,500	1,993,500
36XXX		MISCELLANEOUS	21,156	33,320	31,550	31,150	31,150	31,150
40XXX		BEGINNING BALANCE	1,492,358	1,891,098	1,802,663	1,691,980	1,691,980	1,691,980
		TOTAL REVENUE	6,070,312	6,353,819	6,585,933	6,420,747	6,420,747	6,420,747
EXPENDITURES								
		PERSONNEL SERVICES	2,382,950	2,357,488	4,130,118	4,477,034	4,477,034	4,477,034
		MATERIALS & SERVICES	1,796,264	1,943,532	2,253,629	1,943,713	1,943,713	1,943,713
		CONTINGENCY	-	-	202,186	-	-	-
		TOTAL EXPENDITURES	4,179,214	4,301,019	6,585,933	6,420,747	6,420,747	6,420,747
		<i>REVENUE OVER(UNDER) EXPENDITURES</i>	<i>1,891,098</i>	<i>2,052,799</i>	<i>-</i>	<i>-</i>	<i>-</i>	<i>-</i>
REVENUE BY DEPARTMENT								
701		PRIMARY CARE CLINICS	3,266,277	3,501,192	3,691,749	3,683,954	3,683,954	3,683,954
702		SCHOOL-BASED HEALTH CLINICS	1,126,347	1,197,472	1,253,835	1,135,579	1,135,579	1,135,579
704		REPRODUCTIVE HEALTH	430,064	367,839	410,403	332,106	332,106	332,106
706		VETERANS' CLINIC	1,247,625	1,287,316	1,229,946	1,269,108	1,269,108	1,269,108
		TOTAL REVENUE	6,070,312	6,353,819	6,585,933	6,420,747	6,420,747	6,420,747
EXPENDITURES BY DEPARTMENT								
701	20.83	PRIMARY CARE CLINICS	2,371,804	2,431,057	3,890,337	3,606,500	3,606,500	3,606,500
702	4.83	SCHOOL-BASED HEALTH CLINICS	507,755	606,718	744,140	783,819	783,819	783,819
704	5.89	REPRODUCTIVE HEALTH	585,630	598,591	944,941	1,025,145	1,025,145	1,025,145
706	7.90	VETERANS' CLINIC	714,026	664,654	1,006,515	1,005,283	1,005,283	1,005,283
	39.45	TOTAL EXPENDITURES	4,179,214	4,301,019	6,585,933	6,420,747	6,420,747	6,420,747
		<i>REVENUE OVER(UNDER) EXPENDITURES</i>	<i>1,891,098</i>	<i>2,052,799</i>	<i>-</i>	<i>-</i>	<i>-</i>	<i>-</i>

LINCOLN COUNTY, OREGON
COMMUNITY HEALTH CENTER FUND (216)

DEPARTMENT: PRIMARY CARE HEALTH CENTERS (701)

A COMMUNITY SERVICES PROGRAM– FEDERALLY QUALIFIED HEALTH CENTER

OBJECTIVE: To increase access to healthcare for citizens in Lincoln County, with an emphasis on service to the uninsured and the underinsured. The services provided encompass primary care (preventive, acute and chronic disease management services), family planning, behavioral health services, and immunizations. Patients of the health center also have access to dental vouchers for urgent and preventative services and affordable pharmacy services. Referrals to specialty services, including behavioral health and social services, occur as needed. Services are available to all age groups and address needs and barriers identified in the Community Health Assessment and Improvement Plan, and the Health Resources and Services Administration (HRSA) triennial grant submission.

WORK PLAN SUMMARY: Maintain current access points for the uninsured, underinsured, and other community members who lack access to medical and behavioral health services in the cities of Newport and Lincoln City.

REVENUE AND EXPENDITURE SUMMARY

	Actual <u>2016-17</u>	Actual <u>2017-18</u>	Budget <u>2018-19</u>	Proposed <u>2019-20</u>	Approved <u>2019-20</u>	Adopted <u>2019-20</u>
Total Revenue	3,266,277	3,501,192	3,691,749	3,683,954	3,683,954	3,683,954
Personal Services	1,277,599	1,152,015	2,253,788	2,449,475	2,449,475	2,449,475
Materials and Services	1,094,204	1,279,042	1,434,363	1,157,025	1,157,025	1,157,025
Contingency	0	0	202,186	0	0	0
Total Expenditures	2,371,803	2,431,057	3,890,337	3,606,500	3,606,500	3,606,500
Full-Time Positions	17.30	17.30	17.30	20.83	20.83	20.83

EFFECTIVENESS INDICATORS: Provided medical care to 3,566 medical patients in CY 2018. In FY 18-19 received \$84K from HRSA for Quality Improvement Award. Recognized as a Patient-Centered Primary Care Home (PCPCH) Tier 3 by Oregon Health Authority since 2013. Met all 19 Program Requirements mandated by HRSA during the most recent audit in 2016.

INTERRELATIONSHIPS: Local hospitals, Community organizations, State Department of Health Services, Federal Department of Public Health (BPH), Federal Health Resources and Services Administration (HRSA), Veteran’s Administration (VA), local businesses, local physicians, and other community partners.

LINCOLN COUNTY
FY 2019-20 ANNUAL BUDGET
Fund: 216 COMMUNITY HEALTH CENTERS FUND

Account #	Budgeted FTE		2016-17 Actual	2017-18 Actual	2018-19 Budget	2019-20 Proposed Budget	2019-20 Approved Budget	2019-20 Adopted Budget
Department: 701 - PRIMARY CARE HEALTH CENTERS								
REVENUE								
216-701-33192		HRSA QI ACTIVITIES GRANT	-	41,810	83,648	83,648	83,648	83,648
216-701-33199		SEARCH GRANT	5,000	-	-	-	-	-
216-701-33208		IMMUNIZE OREGON GRANT	3,929	-	-	-	-	-
216-701-33258		HRSA SUD-MH GRANT	-	-	243,600	100,000	100,000	100,000
216-701-33407		PRIMARY CARE PATIENT-CENTERED HOME	453	12,757	15,000	1,000	1,000	1,000
216-701-33408		SAMARITAN HEALTH INCENTIVE PAYMENTS	217,168	232,625	235,000	235,000	235,000	235,000
216-701-33560		FEDERAL QUALIFIED HEALTH CLINIC	1,213,322	1,085,216	1,085,214	1,085,216	1,085,216	1,085,216
216-701-33585		OREGON MOTHERS CARE/OHD	3,049	2,597	2,597	2,597	2,597	2,597
216-701-33594		MEANINGFUL USE PAYMENTS	-	21,454	-	-	-	-
216-701-34515		INSURANCE PAYMENTS	108,485	116,029	140,000	150,000	150,000	150,000
216-701-34516		MEDICAID FEES	320,710	300,508	335,000	350,000	350,000	350,000
216-701-34518		MEDICARE PAYMENTS	78,564	257,701	150,000	250,000	250,000	250,000
216-701-34524		MEDICARE COST SETTLEMENT	-	34,955	-	40,000	40,000	40,000
216-701-34535		FEES/PRIVATE PAY	74,183	72,068	85,000	100,000	100,000	100,000
216-701-34593		MEDICAID WRAP AROUND	658,666	505,416	500,000	600,000	600,000	600,000
216-701-36135		DONATIONS	313	6	-	-	-	-
216-701-36175		INTEREST	19,909	32,473	30,000	30,000	30,000	30,000
216-701-36990		MISCELLANEOUS	332	-	-	100	100	100
216-701-40000		BEGINNING BALANCE	562,193	785,577	786,690	656,393	656,393	656,393
TOTAL REVENUE			3,266,277	3,501,192	3,691,749	3,683,954	3,683,954	3,683,954
EXPENDITURES								
PERSONNEL SERVICES								
216-701-90201	0.30	DIRECTOR	-	-	35,914	38,049	38,049	38,049
216-701-90213	0.50	MEDICAL DIRECTOR	21,065	-	142,000	127,500	127,500	127,500
216-701-90232		NURSE EXECUTIVE	31,655	33,818	-	-	-	-
216-701-90235	0.72	PHYSICIAN	-	66,200	149,760	149,760	149,760	149,760
216-701-90250	0.55	ADMINISTRATIVE ASSISTANT	25,195	26,405	27,189	27,670	27,670	27,670
216-701-90259		DIVISION DIRECTOR	46,357	48,582	-	-	-	-
216-701-90262	1.80	CLINIC COORDINATOR	43,995	39,870	133,222	142,995	142,995	142,995
216-701-90284	0.40	DEPUTY DIRECTOR - PC	-	-	82,090	37,247	37,247	37,247
216-701-90285	0.35	FAMILY NURSE PRACTITIONER	-	-	-	44,862	44,862	44,862
216-701-90286	0.80	PSYCHIATRIC NURSE PRACTITIONER	-	-	-	126,581	126,581	126,581
216-701-90354	5.40	CLINIC ASSISTANT 2	193,255	178,379	232,297	247,691	247,691	247,691
216-701-90357	3.06	COMMUNITY HEALTH NURSE 2	143,715	121,996	159,465	199,473	199,473	199,473
216-701-90359	1.10	FAMILY NURSE PRACTITIONER	172,720	93,820	157,434	135,895	135,895	135,895
216-701-90362	2.30	OFFICE ASSISTANT 2	98,671	108,422	90,324	90,840	90,840	90,840
216-701-90363	1.00	OUTREACH & ENROLLMENT ASSISTANT WORKER	28,336	40,188	41,379	44,786	44,786	44,786
216-701-90364		PSYCHIATRIC NURSE PRACTITIONER	-	-	115,200	-	-	-
216-701-90376	1.00	PANEL COORDINATOR	-	-	65,134	56,694	56,694	56,694
216-701-90384	1.00	COMMUNITY HEALTH WORKER	-	-	-	46,582	46,582	46,582
216-701-90399	0.25	REGISTERED DIETICIAN	3,134	8,580	14,902	17,111	17,111	17,111
216-701-90401		PART TIME < 1040 HRS/YEAR	5,181	-	-	-	-	-
216-701-90402	0.30	CONTRACT EMPLOYEE	39,447	10,666	10,000	58,656	58,656	58,656
216-701-90501		OVERTIME	7,928	7,588	7,500	7,500	7,500	7,500
216-701-90604		INTERPRETER STIPEND	1,505	672	672	1,260	1,260	1,260
216-701-90801		FICA	63,713	57,900	119,331	122,487	122,487	122,487
216-701-90802		401(K) RETIREMENT	97,398	84,898	169,038	176,125	176,125	176,125
216-701-90804		HEALTH INSURANCE	167,202	150,547	359,873	323,957	323,957	323,957
216-701-90805		DENTAL INSURANCE	23,963	19,182	37,403	34,586	34,586	34,586
216-701-90806		LIFE INSURANCE	600	513	1,451	1,584	1,584	1,584
216-701-90807		LTD INSURANCE	7,175	6,049	15,759	16,293	16,293	16,293
216-701-90808		WORKER'S COMPENSATION	11,204	8,647	28,120	104,745	104,745	104,745
216-701-90809		UNEMPLOYMENT	4,321	3,929	3,900	7,856	7,856	7,856

LINCOLN COUNTY
FY 2019-20 ANNUAL BUDGET
Fund: 216 COMMUNITY HEALTH CENTERS FUND

Account #	Budgeted FTE		2016-17	2017-18	2018-19	2019-20	2019-20	2019-20
			Actual	Actual	Budget	Proposed Budget	Approved Budget	Adopted Budget
Department: 701 - PRIMARY CARE HEALTH CENTERS								
216-701-90810		PEHP	402	427	2,457	8,595	8,595	8,595
216-701-90812		HEALTH SAVINGS ACCOUNT	39,465	34,738	51,974	52,095	52,095	52,095
	20.83	TOTAL PERSONNEL SERVICES	1,277,599	1,152,015	2,253,788	2,449,475	2,449,475	2,449,475
<u>MATERIALS & SERVICES</u>								
216-701-91001		PAYROLL PROCESSING COST	-	-	3,800	3,432	3,432	3,432
216-701-91101		TRAVEL EXPENSE	5,678	7,969	24,000	15,000	15,000	15,000
216-701-91201		MEALS & LODGING	11,411	5,787	26,000	15,000	15,000	15,000
216-701-91401		TELEPHONE	18,716	21,097	19,000	22,080	22,080	22,080
216-701-91501		POSTAGE	1,333	2,544	4,000	4,800	4,800	4,800
216-701-91601		PRINTING & PUBLICATIONS	3,740	3,966	7,100	5,000	5,000	5,000
216-701-92001		UTILITIES	8,713	5,824	15,000	7,000	7,000	7,000
216-701-92801		PROFESSIONAL SERVICES	100	689	1,000	1,000	1,000	1,000
216-701-92802		PROFESSIONAL CONFERENCE	-	-	8,000	5,000	5,000	5,000
216-701-92901		MEMBERSHIP FEES & DUES	12,507	22,480	29,920	25,000	25,000	25,000
216-701-93105		HRSA QI ACTIVITIES EXPENSE	-	12,625	-	-	-	-
216-701-93208		IMMUNIZE OREGON GRANT EXPENSE	3,849	80	-	-	-	-
216-701-93301		MAINTENANCE AGREEMENTS	31,324	43,914	40,000	36,000	36,000	36,000
216-701-93901		CONTRACTUAL SERVICES	507,490	626,324	550,000	350,000	350,000	350,000
216-701-93906		MARKETING SERVICES	4,729	2,161	15,000	10,000	10,000	10,000
216-701-94101		OFFICE SUPPLIES	4,874	4,861	4,500	3,500	3,500	3,500
216-701-94102		FURNITURE & EQUIP < \$10,000	13,515	10,865	114,158	100,000	100,000	100,000
216-701-94601		FOOD & CLOTHING	435	149	3,500	3,500	3,500	3,500
216-701-95101		MED/LAB/XRAY	13,612	14,308	15,000	15,000	15,000	15,000
216-701-95102		MEDICAL SUPPLIES	32,834	33,594	38,650	60,000	60,000	60,000
216-701-95105		PHARMACY	1,643	160	1,000	1,000	1,000	1,000
216-701-95201		EDUCATION & LIBRARY	344	303	1,000	1,000	1,000	1,000
216-701-95202		CONTINUING EDUCATION	7,486	4,538	28,000	25,931	25,931	25,931
216-701-95901		OTHER SUPPLIES	1,577	1,430	4,820	1,000	1,000	1,000
216-701-95905		CLIENT SERVICES	15	70	1,000	500	500	500
216-701-95907		DENTAL SERVICES	4,327	7,916	15,000	5,000	5,000	5,000
216-701-95910		HHS ADMIN COST ALLOCATION	351,984	390,004	384,915	366,282	366,282	366,282
216-701-96601		RENTALS OF SPACE	51,968	55,385	80,000	75,000	75,000	75,000
		TOTAL MATERIALS & SERVICES	1,094,204	1,279,042	1,434,363	1,157,025	1,157,025	1,157,025
216-701-99501		CONTINGENCY	-	-	202,186	-	-	-
		TOTAL DEPARTMENT EXPENDITURES	2,371,804	2,431,057	3,890,337	3,606,500	3,606,500	3,606,500

LINCOLN COUNTY, OREGON
COMMUNITY HEALTH CENTER FUND (216)

DEPARTMENT: SCHOOL BASED HEALTH CENTERS (702)

A COMMUNITY SERVICES PROGRAM– FEDERALLY QUALIFIED HEALTH CENTER

OBJECTIVE: Increase access to healthcare for students in Lincoln County in order to improve educational outcomes. Services include primary and preventative health care, dental care vouchers, behavioral health, and social services information and referral. The goal of the centers is to expand the overall health of adolescents of Lincoln County by providing comprehensive health care and educating students about healthy living strategies.

WORK PLAN SUMMARY: Provide on-site medical and behavioral health services, and access to dental services for students at four Lincoln County School Based Health Centers currently located at Newport High School, Taft High School, Toledo High School and Waldport Middle School.

REVENUE AND EXPENDITURE SUMMARY

	Actual <u>2016-17</u>	Actual <u>2017-18</u>	Budget <u>2018-19</u>	Proposed <u>2019-20</u>	Approved <u>2019-20</u>	Adopted <u>2019-20</u>
Total Revenue	1,126,347	1,197,472	1,253,835	1,135,579	1,135,579	1,135,579
Personal Services	341,712	440,361	570,622	622,244	622,244	622,244
Materials and Services	166,043	166,357	173,518	161,575	161,575	161,575
Total Expenditures	507,755	606,718	744,140	783,819	783,819	783,819
Full-Time Positions	4.76	4.76	4.38	4.83	4.83	4.83

EFFECTIVENESS INDICATORS: From July 1, 2017 to June 30, 2018, SBHC provided comprehensive health care to 584 Lincoln County students.

INTERRELATIONSHIPS: Lincoln County School District, State DHS, local private physicians, local hospitals, social service agencies, local business, local service groups and grant funding agencies or bodies.

LINCOLN COUNTY
FY 2019-20 ANNUAL BUDGET
Fund: 216 COMMUNITY HEALTH CENTERS FUND

Account #	Budgeted FTE		2016-17 Actual	2017-18 Actual	2018-19 Budget	2019-20 Proposed Budget	2019-20 Approved Budget	2019-20 Adopted Budget
Department: 702 - SCHOOL-BASED HEALTH CENTERS								
<u>REVENUE</u>								
216-702-33117		SAMARITAN CCO	44,944	46,189	57,000	-	-	-
216-702-33218		SB MENTAL HEALTH EXPANSION GRANT	-	1,815	30,000	-	-	-
216-702-33408		SAMARITAN HEALTH INCENTIVE PAYMENTS	-	-	-	50,000	50,000	50,000
216-702-33412		SCHOOL INTEGRATION/LCSD	28,142	29,615	28,000	-	-	-
216-702-33560		FEDERAL QUALIFIED HEALTH CLINIC	134,814	120,580	120,579	120,580	120,580	120,580
216-702-33590		SCHOOL BASED CLINICS/OHD	258,556	224,000	224,000	250,000	250,000	250,000
216-702-34515		INSURANCE PAYMENTS	19,405	18,928	20,000	25,000	25,000	25,000
216-702-34516		MEDICAID FEES	67,166	61,565	63,000	70,000	70,000	70,000
216-702-34535		FEES/PRIVATE PAY	599	145	-	1,500	1,500	1,500
216-702-34593		MEDICAID WRAP AROUND	142,882	122,323	115,000	115,000	115,000	115,000
216-702-36135		DONATIONS	330	300	300	300	300	300
216-702-36990		MISCELLANEOUS	-	91	550	500	500	500
216-702-40000		BEGINNING BALANCE	429,510	571,922	595,406	502,699	502,699	502,699
TOTAL REVENUE			1,126,347	1,197,472	1,253,835	1,135,579	1,135,579	1,135,579
<u>EXPENDITURES</u>								
<u>PERSONNEL SERVICES</u>								
216-702-90201	0.10	DIRECTOR	-	-	11,971	12,683	12,683	12,683
216-702-90213	0.25	MEDICAL DIRECTOR	8,426	-	66,000	63,750	63,750	63,750
216-702-90232		NURSE EXECUTIVE	15,828	16,909	-	-	-	-
216-702-90250	0.20	ADMINISTRATIVE ASSISTANT	9,162	9,603	9,887	10,062	10,062	10,062
216-702-90259		DIVISION DIRECTOR	13,907	14,575	-	-	-	-
216-702-90262	0.60	CLINIC COORDINATOR	55,635	53,832	45,034	49,466	49,466	49,466
216-702-90284	0.20	DEPUTY DIRECTOR - PC	-	-	-	18,623	18,623	18,623
216-702-90285	0.50	FAMILY NURSE PRACTITIONER	-	-	-	66,507	66,507	66,507
216-702-90354	2.12	CLINIC ASSISTANT 2	76,425	104,681	95,660	101,415	101,415	101,415
216-702-90357	0.36	COMMUNITY HEALTH NURSE 2	19,467	38,622	23,892	26,598	26,598	26,598
216-702-90359	0.50	FAMILY NURSE PRACTITIONER	29,105	42,645	133,660	61,770	61,770	61,770
216-702-90402		CONTRACT EMPLOYEE	-	19,094	-	-	-	-
216-702-90501		OVERTIME	1,511	2,361	2,000	2,000	2,000	2,000
216-702-90801		FICA	16,509	21,879	31,161	31,585	31,585	31,585
216-702-90802		401(K) RETIREMENT	25,245	31,087	44,587	45,416	45,416	45,416
216-702-90804		HEALTH INSURANCE	47,523	55,967	68,916	76,759	76,759	76,759
216-702-90805		DENTAL INSURANCE	5,992	6,356	8,660	7,857	7,857	7,857
216-702-90806		LIFE INSURANCE	151	186	364	400	400	400
216-702-90807		LTD INSURANCE	1,874	2,309	4,742	4,201	4,201	4,201
216-702-90808		WORKER'S COMPENSATION	2,947	3,195	6,612	27,543	27,543	27,543
216-702-90809		UNEMPLOYMENT	1,150	1,511	1,018	2,064	2,064	2,064
216-702-90810		PEHP	254	243	783	795	795	795
216-702-90812		HEALTH SAVINGS ACCOUNT	10,602	15,305	15,675	12,750	12,750	12,750
4.83		TOTAL PERSONNEL SERVICES	341,712	440,361	570,622	622,244	622,244	622,244
<u>MATERIALS & SERVICES</u>								
216-702-91001		PAYROLL PROCESSING COST	-	-	912	936	936	936
216-702-91101		TRAVEL EXPENSE	5,738	2,773	4,000	4,000	4,000	4,000
216-702-91201		MEALS & LODGING	3,786	1,204	3,000	3,000	3,000	3,000
216-702-91401		TELEPHONE	16,215	16,079	20,000	20,000	20,000	20,000
216-702-91501		POSTAGE	101	144	150	200	200	200
216-702-91601		PRINTING & PUBLICATIONS	679	637	1,000	1,000	1,000	1,000
216-702-92901		MEMBERSHIP FEES & DUES	5,355	571	500	500	500	500
216-702-93196		RURAL HEALTH LEARNING COLLAB GRANT EXPEI	2,864	-	-	-	-	-
216-702-93301		MAINTENANCE AGREEMENTS	10,567	10,070	7,500	8,400	8,400	8,400
216-702-93901		CONTRACTUAL SERVICES	10,624	7,886	10,000	10,000	10,000	10,000
216-702-93977		YOUTH FRIENDLY CLINIC GRANT EXPENSE	10,203	48	-	-	-	-

LINCOLN COUNTY
FY 2019-20 ANNUAL BUDGET
Fund: 216 COMMUNITY HEALTH CENTERS FUND

Account #	Budgeted FTE	2016-17 Actual	2017-18 Actual	2018-19 Budget	2019-20 Proposed Budget	2019-20 Approved Budget	2019-20 Adopted Budget
Department: 702 - SCHOOL-BASED HEALTH CENTERS							
216-702-94101	OFFICE SUPPLIES	3,046	1,962	2,000	2,000	2,000	2,000
216-702-94102	FURNITURE & EQUIP < \$10,000	962	4,555	10,000	10,000	10,000	10,000
216-702-94601	FOOD & CLOTHING	528	357	500	500	500	500
216-702-95101	MED/LAB/XRAY	1,633	635	1,500	1,500	1,500	1,500
216-702-95102	MEDICAL SUPPLIES	12,127	5,275	7,000	8,000	8,000	8,000
216-702-95105	PHARMACY	180	96	500	500	500	500
216-702-95201	EDUCATION & LIBRARY	-	17	-	-	-	-
216-702-95202	CONTINUING EDUCATION	2,348	1,086	2,000	2,000	2,000	2,000
216-702-95901	OTHER SUPPLIES	236	392	500	1,000	1,000	1,000
216-702-95905	CLIENT SERVICES	300	330	1,000	500	500	500
216-702-95907	DENTAL SERVICES	-	159	1,000	500	500	500
216-702-95910	HHS ADMIN COST ALLOCATION	78,550	112,080	100,456	87,039	87,039	87,039
	TOTAL MATERIALS & SERVICES	166,043	166,357	173,518	161,575	161,575	161,575
	TOTAL DEPARTMENT EXPENDITURES	507,755	606,718	744,140	783,819	783,819	783,819

LINCOLN COUNTY, OREGON
COMMUNITY HEALTH CENTER FUND (216)
DEPARTMENT: REPRODUCTIVE HEALTH GRANT (704)

A COMMUNITY SERVICES PROGRAM– FEDERALLY QUALIFIED HEALTH CENTER

OBJECTIVE: To increase access to family planning services for citizens in Lincoln County with an emphasis on service to the uninsured and the under-insured.

WORK PLAN SUMMARY: Provide sound administrative, clinical, financial (grant administration and reporting), billing and other support services necessary to insure quality clinical patient care and sound business operations. Services are provided at all primary care clinics, including school-based health centers.

REVENUE AND EXPENDITURE SUMMARY

	<u>Actual</u> <u>2016-17</u>	<u>Actual</u> <u>2017-18</u>	<u>Budget</u> <u>2018-19</u>	<u>Proposed</u> <u>2019-20</u>	<u>Approved</u> <u>2019-20</u>	<u>Adopted</u> <u>2019-20</u>
Total Revenue	430,064	367,839	410,403	332,106	332,106	332,106
Personal Services	308,995	311,026	635,275	676,953	676,953	676,953
Materials and Services	276,635	287,564	309,666	348,192	348,192	348,192
Total Expenditures	585,630	598,590	944,941	1,025,145	1,025,145	1,025,145
Full-Time Positions	4.90	4.90	6.12	5.89	5.89	5.89

INTERRELATIONSHIPS: Local hospitals, Community organizations, State Department of Health Services, Federal Department of Public Health (BPH), Federal Health Recovery and Services Administration (HRSA), local businesses, local physicians and other community partners, private insurers, and Lincoln Community Health Center Council. Strong interrelationship with Public Health, Behavioral Health, and other County Departments.

LINCOLN COUNTY
FY 2019-20 ANNUAL BUDGET
Fund: 216 COMMUNITY HEALTH CENTERS FUND

Account #	Budgeted FTE		2016-17 Actual	2017-18 Actual	2018-19 Budget	2019-20 Proposed Budget	2019-20 Approved Budget	2019-20 Adopted Budget
Department: 704 - REPRODUCTIVE HEALTH GRANT								
REVENUE								
216-704-33408		SAMARITAN HEALTH INCENTIVE PAYMENTS	-	33,233	33,500	33,500	33,500	33,500
216-704-33540		FAMILY PLANNING - PC	43,694	41,109	39,783	5,911	5,911	5,911
216-704-33541		FAMILY PLANNING - SBHC	3,289	3,094	4,420	445	445	445
216-704-34519		FP CCARE - PC	41,531	29,399	35,000	35,000	35,000	35,000
216-704-34520		FP INSURANCE	38,303	28,192	35,000	30,000	30,000	30,000
216-704-34521		FP PRIVATE PAY	2,870	3,882	4,000	4,000	4,000	4,000
216-704-34526		FP MEDICAID - PC	68,910	60,200	75,000	50,000	50,000	50,000
216-704-34528		FP MEDICAID - SBHC	38,617	35,908	30,000	35,000	35,000	35,000
216-704-34529		FP CCARE - SBHC	29,268	18,098	25,000	25,000	25,000	25,000
216-704-34530		FP INSURANCE - SBHC	3,021	4,717	3,000	3,000	3,000	3,000
216-704-34593		MEDICAID WRAP AROUND	160,288	109,558	125,000	110,000	110,000	110,000
216-704-36135		DONATIONS	272	250	300	250	250	250
216-704-36990		MISCELLANEOUS	-	200	400	-	-	-
TOTAL REVENUE			430,064	367,839	410,403	332,106	332,106	332,106
EXPENDITURES								
PERSONNEL SERVICES								
216-704-90213	0.25	MEDICAL DIRECTOR	12,639	-	44,000	63,750	63,750	63,750
216-704-90232		NURSE EXECUTIVE	15,828	16,909	-	-	-	-
216-704-90235	0.18	PHYSICIAN	-	-	37,440	37,440	37,440	37,440
216-704-90250	0.25	ADMINISTRATIVE ASSISTANT	11,453	12,003	12,359	12,577	12,577	12,577
216-704-90259		DIVISION DIRECTOR	13,907	14,575	-	-	-	-
216-704-90262	0.60	CLINIC COORDINATOR	13,908	13,458	44,564	48,115	48,115	48,115
216-704-90284	0.20	DEPUTY DIRECTOR - PC	-	-	-	18,623	18,623	18,623
216-704-90285	0.15	FAMILY NURSE PRACTITIONER	-	-	-	19,227	19,227	19,227
216-704-90354	2.28	CLINIC ASSISTANT 2	72,078	69,010	111,300	106,784	106,784	106,784
216-704-90357	0.88	COMMUNITY HEALTH NURSE 2	23,894	27,321	57,785	59,045	59,045	59,045
216-704-90359	0.40	FAMILY NURSE PRACTITIONER	29,103	34,115	72,773	49,416	49,416	49,416
216-704-90362	0.70	OFFICE ASSISTANT 2	12,921	19,155	27,637	27,749	27,749	27,749
216-704-90501		OVERTIME	1,543	1,145	1,200	1,200	1,200	1,200
216-704-90604		INTERPRETER STIPEND	210	168	168	420	420	420
216-704-90801		FICA	15,026	15,056	33,693	33,960	33,960	33,960
216-704-90802		401(K) RETIREMENT	22,853	22,876	48,297	48,832	48,832	48,832
216-704-90804		HEALTH INSURANCE	43,069	44,788	102,258	88,927	88,927	88,927
216-704-90805		DENTAL INSURANCE	6,234	5,495	10,948	9,350	9,350	9,350
216-704-90806		LIFE INSURANCE	132	129	457	446	446	446
216-704-90807		LTD INSURANCE	1,679	1,687	4,685	4,526	4,526	4,526
216-704-90808		WORKER'S COMPENSATION	2,663	2,171	6,721	29,097	29,097	29,097
216-704-90809		UNEMPLOYMENT	1,037	1,041	1,101	2,220	2,220	2,220
216-704-90810		PEHP	159	144	864	594	594	594
216-704-90812		HEALTH SAVINGS ACCOUNT	8,658	9,783	17,025	14,655	14,655	14,655
5.89		TOTAL PERSONNEL SERVICES	308,995	311,026	635,275	676,953	676,953	676,953
MATERIALS & SERVICES								
216-704-91101		TRAVEL EXPENSE	905	449	500	500	500	500
216-704-91201		MEALS & LODGING	471	273	750	500	500	500
216-704-91401		TELEPHONE	7,218	8,112	7,500	8,400	8,400	8,400
216-704-91501		POSTAGE	14	-	100	100	100	100
216-704-91601		PRINTING & PUBLICATIONS	1,277	1,112	1,500	1,500	1,500	1,500
216-704-92001		UTILITIES	3,490	2,876	3,500	3,500	3,500	3,500
216-704-92901		MEMBERSHIP FEES & DUES	330	223	500	500	500	500
216-704-93301		MAINTENANCE AGREEMENTS	12,223	17,365	15,000	15,500	15,500	15,500
216-704-93901		CONTRACTUAL SERVICES	12,034	23,048	15,000	75,000	75,000	75,000
216-704-94101		OFFICE SUPPLIES	61	-	500	500	500	500

LINCOLN COUNTY
FY 2019-20 ANNUAL BUDGET
Fund: 216 COMMUNITY HEALTH CENTERS FUND

Account #	Budgeted FTE	2016-17 Actual	2017-18 Actual	2018-19 Budget	2019-20 Proposed Budget	2019-20 Approved Budget	2019-20 Adopted Budget
Department: 704 - REPRODUCTIVE HEALTH GRANT							
216-704-95101	MED/LAB/XRAY	7,994	8,358	8,000	10,000	10,000	10,000
216-704-95102	MEDICAL SUPPLIES	4,895	-	-	5,000	5,000	5,000
216-704-95107	FAMILY PLANNING SUPPLIES	81,502	82,515	100,000	100,000	100,000	100,000
216-704-95202	CONTINUING EDUCATION	-	69	500	500	500	500
216-704-95910	HHS ADMIN COST ALLOCATION	117,867	116,991	126,316	94,692	94,692	94,692
216-704-96601	RENTALS OF SPACE	26,353	26,173	30,000	32,000	32,000	32,000
	TOTAL MATERIALS & SERVICES	276,635	287,564	309,666	348,192	348,192	348,192
	TOTAL DEPARTMENT EXPENDITURES	585,630	598,591	944,941	1,025,145	1,025,145	1,025,145

INCOLN COUNTY, OREGON
COMMUNITY HEALTH CENTER FUND (216)

DEPARTMENT: VETERAN'S ADMINISTRATION MEDICAL SERVICES (706)

A COMMUNITY SERVICES PROGRAM- FEDERALLY QUALIFIED HEALTH CENTER

OBJECTIVE: Improved access to primary care and preventive medical care for veterans who reside in Lincoln County. The Portland Veterans Affairs Medical Center contracts with the Lincoln Community Health Center (LCHC) to provide for the continuous delivery and management of primary care services for all assigned, enrolled veterans. This includes the space, utilities, and operational services. Care is directed toward health promotion and disease prevention, management of acute and chronic medical conditions, pharmacological management, referral to specialty care, and coordination of services across both the inpatient and outpatient settings.

WORK PLAN SUMMARY: Provide nursing and support staff, medical facilities, and all administrative functions sufficient to ensure continuity of care, access to care and high-quality health care for the veteran.

REVENUE AND EXPENDITURE SUMMARY

	Actual <u>2016-17</u>	Actual <u>2017-18</u>	Budget <u>2018-19</u>	Proposed <u>2019-20</u>	Approved <u>2019-20</u>	Adopted <u>2019-20</u>
Total Revenue	1,247,625	1,287,316	1,229,946	1,269,108	1,269,108	1,269,108
Personal Services	454,643	454,086	670,433	728,362	728,362	728,362
Materials and Services	259,382	210,568	336,082	276,921	276,921	276,921
Total Expenditures	714,025	664,654	1,006,515	1,005,283	1,005,283	1,005,283
Full-Time Positions	7.40	7.40	7.40	7.90	7.90	7.90

EFFECTIVENESS INDICATORS: Approximately 1656 Lincoln County veterans currently receive health care services locally in a manner consistent with the Veterans' Affairs, the Joint Commission and/or other regulatory agencies.

INTERRELATIONSHIPS: According to contract, LCHS encourages veterans to receive all their care through the Portland VA Medical Center and/or VA Outreach Clinics.

LINCOLN COUNTY
FY 2019-20 ANNUAL BUDGET
Fund: 216 COMMUNITY HEALTH CENTERS FUND

Account #	Budgeted FTE		2016-17 Actual	2017-18 Actual	2018-19 Budget	2019-20 Proposed Budget	2019-20 Approved Budget	2019-20 Adopted Budget
Department: 706 - VA COMMUNITY-BASED OUTPATIENT CENTER								
<u>REVENUE</u>								
216-706-33182		VA MENTAL HEALTH PMPM	104,685	104,888	105,426	110,610	110,610	110,610
216-706-33591		VA CONTRACT	642,285	648,830	703,953	625,610	625,610	625,610
216-706-40000		BEGINNING BALANCE	500,655	533,599	420,567	532,888	532,888	532,888
TOTAL REVENUE			1,247,625	1,287,316	1,229,946	1,269,108	1,269,108	1,269,108
<u>EXPENDITURES</u>								
<u>PERSONNEL SERVICES</u>								
216-706-90201	0.20	DIRECTOR	-	-	23,942	25,366	25,366	25,366
216-706-90232		NURSE EXECUTIVE	15,826	16,909	-	-	-	-
216-706-90259		DIVISION DIRECTOR	18,541	19,433	-	-	-	-
216-706-90262	1.00	CLINIC COORDINATOR	66,692	69,888	71,970	77,895	77,895	77,895
216-706-90284	0.20	DEPUTY DIRECTOR - PC	-	-	-	18,623	18,623	18,623
216-706-90354	2.00	CLINIC ASSISTANT 2	56,872	60,947	84,663	89,716	89,716	89,716
216-706-90357	2.50	COMMUNITY HEALTH NURSE 2	97,084	86,327	134,569	163,058	163,058	163,058
216-706-90362	2.00	OFFICE ASSISTANT 2	52,871	45,589	75,739	78,140	78,140	78,140
216-706-90501		OVERTIME	-	31	500	500	500	500
216-706-90801		FICA	22,501	22,165	30,873	34,677	34,677	34,677
216-706-90802		401(K) RETIREMENT	33,966	32,970	44,393	49,863	49,863	49,863
216-706-90804		HEALTH INSURANCE	58,546	68,803	142,131	119,088	119,088	119,088
216-706-90805		DENTAL INSURANCE	10,294	10,563	17,709	12,144	12,144	12,144
216-706-90806		LIFE INSURANCE	233	205	533	569	569	569
216-706-90807		LTD INSURANCE	2,543	2,425	4,623	4,629	4,629	4,629
216-706-90808		WORKER'S COMPENSATION	3,933	3,230	11,823	30,240	30,240	30,240
216-706-90809		UNEMPLOYMENT	1,542	1,499	1,009	2,266	2,266	2,266
216-706-90810		PEHP	250	251	756	888	888	888
216-706-90812		HEALTH SAVINGS ACCOUNT	12,950	12,850	25,200	20,700	20,700	20,700
	7.90	TOTAL PERSONNEL SERVICES	454,643	454,086	670,433	728,362	728,362	728,362
<u>MATERIALS & SERVICES</u>								
216-706-91001		PAYROLL PROCESSING COST	-	-	1,063	1,092	1,092	1,092
216-706-91101		TRAVEL EXPENSE	2,083	205	5,000	5,000	5,000	5,000
216-706-91201		MEALS & LODGING	106	2,270	10,000	10,000	10,000	10,000
216-706-91401		TELEPHONE	4,081	4,492	4,000	8,000	8,000	8,000
216-706-91501		POSTAGE	92	811	850	500	500	500
216-706-91601		PRINTING & PUBLICATIONS	450	205	150	500	500	500
216-706-92001		UTILITIES	3,491	2,502	5,000	3,600	3,600	3,600
216-706-92901		MEMBERSHIP FEES & DUES	-	207	1,000	500	500	500
216-706-93301		MAINTENANCE AGREEMENTS	746	1,962	1,750	2,200	2,200	2,200
216-706-93901		CONTRACTUAL SERVICES	11,125	11,640	7,700	12,420	12,420	12,420
216-706-94101		OFFICE SUPPLIES	274	490	625	500	500	500
216-706-94102		FURNITURE & EQUIP < \$10,000	2,658	4,005	7,500	8,000	8,000	8,000
216-706-95102		MEDICAL SUPPLIES	423	137	500	2,000	2,000	2,000
216-706-95202		CONTINUING EDUCATION	75	630	2,000	2,000	2,000	2,000
216-706-95901		OTHER SUPPLIES	173	514	24,000	100	100	100
216-706-95910		HHS ADMIN COST ALLOCATION	148,363	93,468	147,203	109,765	109,765	109,765
216-706-96601		RENTALS OF SPACE	23,852	26,275	29,000	30,744	30,744	30,744
216-706-96901		INDIRECT COST ALLOCATION	61,392	60,757	88,741	80,000	80,000	80,000
TOTAL MATERIALS & SERVICES			259,382	210,568	336,082	276,921	276,921	276,921
TOTAL DEPARTMENT EXPENDITURES			714,026	664,654	1,006,515	1,005,283	1,005,283	1,005,283

LINCOLN COUNTY, OREGON
ECONOMIC DEVELOPMENT FUND (102)
A COMMUNITY SERVICES PROGRAM

OBJECTIVE: This fund was established in FY 2011-12 as a result of the passage of ORS 461.512 (2011 Oregon Laws, chapter 385) by the Oregon Legislature that stipulates that counties that receive distributions of State Lottery funds “shall deposit the monies into a dedicated fund”. This fund accounts for the receipt and expenditure of lottery fund distributions for Lincoln County. These transactions were formerly accounted for in the County’s General Fund. The Fund also receipts and distributes dedicated proceeds from the Transient Room Tax used for economic development and tourism promotion as required under the County Code.

WORK PLAN SUMMARY: The County uses a portion of its State Lottery distributions to fund its own Economic Development Grant Program for Lincoln County agencies, makes some allocations to Oregon Coast Community College’s Small Business Development Center, and the Economic Development Alliance of Lincoln County. Funding for tourism promotion also is made from this fund.

REVENUE AND EXPENDITURE SUMMARY

	Actual	Actual	Budget	Proposed	Approved	Adopted
	<u>2016-17</u>	<u>2017-18</u>	<u>2018-19</u>	<u>2019-20</u>	<u>2019-20</u>	<u>2019-20</u>
Total Revenue	554,872	770,880	946,800	995,128	995,128	995,128
Materials and Services	231,297	242,783	582,000	641,813	641,813	641,813
Contingency	0	0	364,800	353,315	353,315	353,315
Total Expenditures	231,297	242,783	946,800	995,128	995,128	995,128

LINCOLN COUNTY
FY 2019-20 ANNUAL BUDGET
Fund: 102 ECONOMIC DEVELOPMENT FUND

ACCOUNT #		2016-17 Actual	2017-18 Actual	2018-19 Budget	2019-20 Proposed Budget	2019-20 Approved Budget	2019-20 Adopted Budget
Department: 102 - ECONOMIC DEVELOPMENT							
REVENUE							
102-102-31610	TRANSIENT ROOM TAX - ECON DEVEL	77,410	170,304	150,000	180,000	180,000	180,000
102-102-33319	STATE POKER RECEIPTS	244,773	268,750	265,000	240,000	240,000	240,000
102-102-36175	INTEREST	3,247	8,251	6,500	8,000	8,000	8,000
102-102-40000	BEGINNING BALANCE	229,442	323,575	525,300	567,128	567,128	567,128
	TOTAL REVENUE	554,872	770,880	946,800	995,128	995,128	995,128
EXPENDITURES							
MATERIALS & SERVICES							
102-102-96610	ECONOMIC DEVELOPMENT PROJECTS	26,297	38,961	397,000	100,000	100,000	100,000
102-102-96611	ECONOMIC DEVELOPMENT GRANTS	105,000	103,822	115,000	120,000	120,000	120,000
102-102-96612	LINCOLN COMMUNITY LAND TRUST	30,000	30,000	-	-	-	-
102-102-96613	OCCC SBDC CONTRIBUTION	30,000	30,000	30,000	30,000	30,000	30,000
102-102-96614	ECON DEVEL ALLIANCE OF LINCOLN COUNTY	30,000	30,000	30,000	30,000	30,000	30,000
102-102-96618	RAIN PROJECT	10,000	10,000	10,000	-	-	-
102-102-96619	TOURISM PROMOTION PROJECTS	-	-	-	361,813	361,813	361,813
	TOTAL MATERIALS & SERVICES	231,297	242,783	582,000	641,813	641,813	641,813
102-102-99501	CONTINGENCY	-	-	364,800	353,315	353,315	353,315
	TOTAL EXPENDITURES	231,297	242,783	946,800	995,128	995,128	995,128
	<i>REVENUE OVER (UNDER) EXPENDITURES</i>	<i>323,575</i>	<i>528,097</i>	<i>-</i>	<i>-</i>	<i>-</i>	<i>-</i>

LINCOLN COUNTY, OREGON
VEHICLE REPLACEMENT FUND (103)
DEPARTMENT: VEHICLE REPLACEMENT (103)
A GENERAL GOVERNMENT PROGRAM

OBJECTIVE: To provide and account for the replacement of County vehicles used for activities of the General and Health and Human Services Funds.

WORK PLAN SUMMARY: Through Public Works Fleet Services, purchase replacement vehicles from a prioritized list based on vehicle age and wear, and plan for future purchases through the vehicle replacement fees charged to Fleet services users.

REVENUE AND EXPENDITURE SUMMARY

	Actual	Actual	Budget	Proposed	Approved	Adopted
	<u>2016-17</u>	<u>2017-18</u>	<u>2018-19</u>	<u>2019-20</u>	<u>2019-20</u>	<u>2019-20</u>
Total Revenue	760,339	726,267	739,823	743,676	743,676	743,676
Materials and Services	3,000	3,000	3,000	4,000	4,000	4,000
Capital Outlay	333,231	278,771	309,000	309,000	309,000	309,000
Contingency	0		427,823	430,676	430,676	430,676
Total Expenditures	336,231	281,771	739,823	743,676	743,676	743,676
Ending Balance	424,108	444,496	0	0	0	0

LINCOLN COUNTY
FY 2019-20 ANNUAL BUDGET
Fund: 103 VEHICLE REPLACEMENT FUND

Account #		2016-17 Actual	2017-18 Actual	2018-19 Budget	2019-20 Proposed Budget	2019-20 Approved Budget	2019-20 Adopted Budget
Department: 103 - VEHICLE REPLACEMENT							
<u>REVENUE</u>							
103-103-34175	VEHICLE REPLACEMENT CHARGES	260,998	278,620	277,085	287,498	287,498	287,498
103-103-36170	INSURANCE RECOVERY	22,681	-	-	-	-	-
103-103-36711	SALE OF VEHICLES	44,492	23,539	22,000	34,000	34,000	34,000
103-103-40000	BEGINNING BALANCE	432,168	424,108	440,738	422,178	422,178	422,178
	TOTAL REVENUE	760,339	726,267	739,823	743,676	743,676	743,676
<u>EXPENDITURES</u>							
<u>MATERIALS & SERVICES</u>							
103-103-93901	CONTRACTUAL SERVICES	3,000	3,000	3,000	4,000	4,000	4,000
	TOTAL MATERIALS & SERVICES	3,000	3,000	3,000	4,000	4,000	4,000
<u>CAPITAL OUTLAY</u>							
103-103-98301	MOTOR VEHICLES	333,231	278,771	309,000	309,000	309,000	309,000
	TOTAL CAPITAL OUTLAY	333,231	278,771	309,000	309,000	309,000	309,000
103-103-99501	CONTINGENCY	-	-	427,823	430,676	430,676	430,676
	<i>TOTAL FUND REVENUE</i>	<i>760,339</i>	<i>726,267</i>	<i>739,823</i>	<i>743,676</i>	<i>743,676</i>	<i>743,676</i>
	<i>TOTAL FUND EXPENDITURES</i>	<i>336,231</i>	<i>281,771</i>	<i>739,823</i>	<i>743,676</i>	<i>743,676</i>	<i>743,676</i>
	<i>ENDING BALANCE</i>	<i>424,108</i>	<i>444,495</i>	<i>-</i>	<i>-</i>	<i>-</i>	<i>-</i>

LINCOLN COUNTY, OREGON
PUBLIC WORKS FUND (201)

A GENERAL GOVERNMENT PROGRAM

OBJECTIVE: The objective of the Road fund is to maintain and improve the County road system, as well as provide a variety of Public Works Services. Because of the nature of road maintenance, a number of other functions can be performed more effectively and at lower cost to the taxpayer by utilizing the facilities and staff of the Road fund. Because the Road fund is a dedicated fund under ORS, services performed for other funds must be reimbursed.

The Road Fund (Road Department) is under the management of the Public Works Director. In addition to the Road Department, the Public Work Director also manages other departments such as Facilities Maintenance and County Parks. Most of the non-Road department functions are budgeted in the General Fund.

Other services provided by the Road fund on a reimbursement or direct charge basis include Vegetation Management and Control; fueling and mechanical services for all County agencies, as well as for the State and other local agencies; and Fleet operations and maintenance for all County vehicles, State Transportation department equipment such as dump trucks, and other governmental bodies.

REVENUE AND EXPENDITURE SUMMARY

	Actual <u>2016-17</u>	Actual <u>2017-18</u>	Budget <u>2018-19</u>	Proposed <u>2019-20</u>	Approved <u>2019-20</u>	Adopted <u>2019-20</u>
Total Revenue	16,888,828	17,962,391	17,095,677	18,098,362	18,098,362	18,098,362
Personal Services	2,891,850	2,972,164	3,231,674	3,531,817	3,531,817	3,531,817
Materials & Services	2,205,505	3,371,847	2,649,616	2,658,938	2,658,938	2,738,938
Capital Outlay	1,215,381	455,731	1,969,400	2,086,000	2,086,000	2,086,000
Debt Service	7,642	7,614	7,676	3,120	3,120	3,120
Transfers	20,852	20,852	20,600	171,630	171,630	171,630
Contingency	0	0	1,000,000	1,000,000	1,000,000	1,000,000
Total Expenditures	6,341,230	6,828,208	8,878,966	9,451,505	9,451,505	9,531,505
Ending Balance	10,547,598	11,134,183	8,216,711	8,646,857	8,646,857	8,566,857
Full-Time Positions	30.60	30.80	30.80	30.80	30.80	30.80

LINCOLN COUNTY
FY 2019-20 ANNUAL BUDGET
Fund: 201 PUBLIC WORKS FUND

Account #	Budgeted FTE		2016-17 Actual	2017-18 Actual	2018-19 Budget	2019-20 Proposed Budget	2019-20 Approved Budget	2019-20 Adopted Budget
FUND SUMMARY								
REVENUE								
33XXX		INTERGOVERNMENTAL	3,890,369	6,127,713	6,320,550	4,680,842	4,680,842	4,680,842
34XXX		CHARGES FOR SERVICES	991,432	1,019,135	911,000	1,025,000	1,025,000	1,025,000
36XXX		MISCELLANEOUS	1,367,993	267,945	207,000	498,000	498,000	498,000
40XXX		BEGINNING BALANCE	10,639,035	10,547,598	9,657,127	11,894,520	11,894,520	11,894,520
		TOTAL REVENUE	16,888,828	17,962,391	17,095,677	18,098,362	18,098,362	18,098,362
EXPENDITURES								
		PERSONNEL SERVICES	2,891,850	2,972,165	3,231,674	3,531,817	3,531,817	3,531,817
		MATERIALS & SERVICES	2,205,505	3,371,846	2,649,616	2,658,938	2,658,938	2,738,938
		CAPITAL EXPENDITURES	1,215,381	466,731	1,696,400	2,086,000	2,086,000	2,086,000
		DEBT SERVICE	7,642	7,614	7,676	3,120	3,120	3,120
		TRANSFERS	20,852	20,852	20,600	171,630	171,630	171,630
		CONTINGENCY	-	-	1,000,000	1,000,000	1,000,000	1,000,000
		RESERVE FOR FUTURE EXPENDITURES	-	-	8,489,711	8,646,857	8,646,857	8,566,857
		TOTAL EXPENDITURES	6,341,230	6,839,208	17,095,677	18,098,362	18,098,362	18,098,362
		<i>REVENUE OVER(UNDER) EXPENDITURES</i>	<i>10,547,598</i>	<i>11,123,184</i>	<i>-</i>	<i>-</i>	<i>-</i>	<i>-</i>
EXPENDITURES BY DEPARTMENT								
301	5.00	ENGINEER'S OFFICE	969,013	1,045,600	1,068,184	1,137,508	1,137,508	1,137,508
302	5.80	FLEET SERVICES	1,402,652	1,544,911	1,546,304	1,585,178	1,585,178	1,665,178
303	20.00	GENERAL ROAD MAINTENANCE	3,969,565	4,248,696	4,991,478	5,728,819	5,728,819	5,728,819
303		ENDING BALANCE	-	-	9,489,711	9,646,857	9,646,857	9,566,857
	30.80	TOTAL EXPENDITURES	6,341,230	6,839,208	17,095,677	18,098,362	18,098,362	18,098,362
		<i>REVENUE OVER(UNDER) EXPENDITURES</i>	<i>10,547,598</i>	<i>11,123,184</i>	<i>-</i>	<i>-</i>	<i>-</i>	<i>-</i>

LINCOLN COUNTY
FY 2019-20 ANNUAL BUDGET
Fund: 201 PUBLIC WORKS FUND

Account #	2016-17 Actual	2017-18 Actual	2018-19 Budget	2019-20 Proposed Budget	2019-20 Approved Budget	2019-20 Adopted Budget
REVENUE						
201-301-33146 STATE YELLOW ARCHANGEL CONTROL	8,328	3,175	28,070	-	-	-
201-301-33220 FEMA REIMBURSEMENTS	26,483	-	646,050	-	-	-
201-301-33239 FALL CREEK PROJECT-USFS REVENUE	-	-	250,000	-	-	-
201-301-33240 OTTER CREST LOOP-OR STATE PARKS REIMB	-	-	280,000	-	-	-
201-301-33241 STP FUND EXCHANGE REVENUE	-	-	600,000	-	-	-
201-301-33246 EDRR NATURAL RESOURCE PROTECTION GRANT	-	14,035	-	15,001	15,001	15,001
201-301-33250 FEDERAL FORESTRY SALES	135,533	976,906	140,642	162,209	162,209	162,209
201-301-33615 ORE. HWY. DIV. REFUNDS & REIMB	419,664	-	433,999	410,452	410,452	410,452
201-301-33716 STATE-GORSE GRANT	9,794	5,368	7,494	4,870	4,870	4,870
201-301-33717 FEDERAL-SCOTCH BROOM GRANT	3,599	19,983	-	-	-	-
201-301-33719 FEDERAL-CAS PAC-FALSE BROME	1,567	2,934	-	-	-	-
201-301-33721 LITTLE SWITZERLAND RD DISTRICT	136,419	1,657,060	-	-	-	-
201-301-33765 STATE MOTOR VEHICLE FEES	3,093,045	3,389,705	3,876,143	4,022,677	4,022,677	4,022,677
201-301-33770 STATE MOTOR VEHICLE TRAIL FEES	31,243	34,122	39,152	40,633	40,633	40,633
201-301-33771 STATE PERMIT DISTRIBUTION	24,695	24,427	19,000	25,000	25,000	25,000
201-301-34170 CHARGES TO OTHER FUNDS	41,031	43,406	21,000	25,000	25,000	25,000
201-301-34174 FLEET SERVICES TO OUTSIDE AGENCIES	200,036	228,956	140,000	250,000	250,000	250,000
201-301-34177 MOTOR POOL CHARGES	750,365	746,773	750,000	750,000	750,000	750,000
201-301-36170 INSURANCE RECOVERY	61,610	54,003	2,000	2,000	2,000	2,000
201-301-36175 INTEREST	102,903	131,100	120,000	120,000	120,000	120,000
201-301-36650 REFUNDS & REIMBURSEMENTS	38,176	-	-	270,000	270,000	270,000
201-301-36660 ROAD ASSESSMENT PAYMENTS	46,689	49,652	50,000	20,000	20,000	20,000
201-301-36711 SALE OF VEHICLES	7,001	24,088	-	51,000	51,000	51,000
201-301-36990 MISCELLANEOUS	1,111,614	9,102	35,000	35,000	35,000	35,000
201-301-40000 BEGINNING BALANCE	10,639,035	10,547,598	9,657,127	11,894,520	11,894,520	11,894,520
TOTAL REVENUE	16,888,828	17,962,391	17,095,677	18,098,362	18,098,362	18,098,362

LINCOLN COUNTY, OREGON
PUBLIC WORKS FUND (201)
DEPARTMENT: ENGINEERS OFFICE (301)
A GENERAL GOVERNMENT PROGRAM

OBJECTIVE: Plan, organize, staff, direct and control the Road Department for effective operation and the provision of services. Provide direction and leadership in the establishing and accomplishing of Road Department goals. Provide administrative and clerical services. Control departmental expenditures. Provide short and long-range project planning for the maintenance, construction and reconstruction of county roads and bridges. Administer road and bridge contracts. Provide project engineering, feasibility studies, traffic and operations engineering. Provide technical assistance to other departments and districts.

WORK PLAN SUMMARY: Coordinate, monitor and control road fund activities through fiscal and cost accounting. Continue the ongoing program of determining long and short-term needs and goals for the Road Department. Provide for the general operation and management of the Road Department. Provide the appropriate personnel management for the department, including recruitment, training and evaluation. Prepare preliminary designs, analysis and reports. Provide appropriate technical assistance to the public, districts and other public agencies.

REVENUE AND EXPENDITURE SUMMARY

	Actual	Actual	Budget	Proposed	Approved	Adopted
	<u>2016-17</u>	<u>2017-18</u>	<u>2018-19</u>	<u>2019-20</u>	<u>2019-20</u>	<u>2019-20</u>
Total Revenue	16,888,828	17,962,391	17,095,677	18,098,362	18,098,362	18,098,362
Personal Services	571,396	585,022	610,199	646,958	646,958	646,958
Materials & Services	389,975	452,965	450,309	487,430	487,430	487,430
Debt Service	7,642	7,614	7,676	3,120	3,120	3,120
Total Expenditures	969,013	1,045,601	1,068,184	1,137,508	1,137,508	1,137,508
Full-Time Positions	5.00	5.00	5.00	5.00	5.00	5.00

LINCOLN COUNTY
FY 2019-20 ANNUAL BUDGET
Fund: 201 PUBLIC WORKS FUND

Account #	Budgeted FTE		2016-17 Actual	2017-18 Actual	2018-19 Budget	2019-20 Proposed Budget	2019-20 Approved Budget	2019-20 Adopted Budget
Department: 301 - ROADS - ENGINEERS OFFICE								
<u>EXPENDITURES</u>								
<u>PERSONNEL SERVICES</u>								
201-301-90201	1.00	DIRECTOR	110,538	115,909	119,422	129,274	129,274	129,274
201-301-90206	1.00	ASST PUBLIC WKS DIRECTOR/COUNTY ENGINEER	101,112	105,972	109,122	118,107	118,107	118,107
201-301-90244	1.00	ENGINEERING TECHNICIAN 2	60,636	61,464	61,440	64,562	64,562	64,562
201-301-90257	2.00	COST ACCOUNTING CLERK	121,953	124,086	122,879	129,123	129,123	129,123
201-301-90402		CONTRACT EMPLOYEE	7,463	2,475	5,000	5,000	5,000	5,000
201-301-90501		OVERTIME	588	222	1,000	1,000	1,000	1,000
201-301-90603		TELEPHONE STIPEND	1,680	1,680	2,520	2,520	2,520	2,520
201-301-90801		FICA	29,938	30,384	32,172	34,329	34,329	34,329
201-301-90802		401(K) RETIREMENT	43,616	45,027	45,710	48,812	48,812	48,812
201-301-90804		HEALTH INSURANCE	57,373	61,865	70,779	72,795	72,795	72,795
201-301-90805		DENTAL INSURANCE	7,025	6,835	7,397	6,470	6,470	6,470
201-301-90806		LIFE INSURANCE	187	187	360	360	360	360
201-301-90807		LTD INSURANCE	3,255	3,360	4,238	4,527	4,527	4,527
201-301-90808		WORKER'S COMPENSATION	8,593	8,077	10,249	10,975	10,975	10,975
201-301-90809		UNEMPLOYMENT	2,020	2,059	1,051	2,244	2,244	2,244
201-301-90810		PEHP	1,920	1,920	3,360	3,360	3,360	3,360
201-301-90812		HEALTH SAVINGS ACCOUNT	13,500	13,500	13,500	13,500	13,500	13,500
	5.00		571,396	585,022	610,199	646,958	646,958	646,958
<u>MATERIALS & SERVICES</u>								
201-301-91001		PAYROLL PROCESSING COST	-	-	759	780	780	780
201-301-91101		TRAVEL EXPENSE	589	131	700	700	700	700
201-301-91201		MEALS & LODGING	1,629	280	1,500	1,500	1,500	1,500
201-301-91401		TELEPHONE	723	730	800	800	800	800
201-301-91501		POSTAGE	188	558	300	500	500	500
201-301-91601		PRINTING & PUBLICATIONS	2,222	1,681	2,500	2,500	2,500	2,500
201-301-92001		UTILITIES	11,882	16,728	16,100	11,000	11,000	11,000
201-301-92802		PROFESSIONAL CONFERENCE	880	275	1,250	1,250	1,250	1,250
201-301-92806		CONSULTANT	4,419	-	10,000	10,000	10,000	10,000
201-301-92901		MEMBERSHIP FEES & DUES	2,715	1,760	2,700	2,700	2,700	2,700
201-301-92905		BUILDING PERMITS/FEES	-	-	500	500	500	500
201-301-93301		MAINTENANCE AGREEMENTS	-	-	250	250	250	250
201-301-93901		CONTRACTUAL SERVICES	16,929	26,115	43,000	45,000	45,000	45,000
201-301-94101		OFFICE SUPPLIES	639	539	1,000	1,000	1,000	1,000
201-301-94102		FURNITURE & EQUIP < \$10,000	-	-	1,500	2,500	2,500	2,500
201-301-94103		OPERATING SUPPLIES	-	87	250	250	250	250
201-301-94105		OFFICE SOFTWARE	3,968	4,059	4,500	5,000	5,000	5,000
201-301-96701		RENTALS OF EQUIPMENT	2,696	2,408	2,700	2,700	2,700	2,700
201-301-96901		INDIRECT COST ALLOCATION	340,495	397,615	360,000	398,500	398,500	398,500
		TOTAL MATERIALS & SERVICES	389,975	452,965	450,309	487,430	487,430	487,430
<u>DEBT SERVICE</u>								
201-301-99104		LOAN PRINCIPAL PAYMENT	5,600	5,800	6,100	1,700	1,700	1,700
201-301-99105		LOAN INTEREST PAYMENT	2,042	1,814	1,576	1,420	1,420	1,420
		TOTAL DEBT SERVICE	7,642	7,614	7,676	3,120	3,120	3,120
		TOTAL DEPARTMENT EXPENDITURES	969,013	1,045,600	1,068,184	1,137,508	1,137,508	1,137,508

LINCOLN COUNTY, OREGON
PUBLIC WORKS FUND (201)
DEPARTMENT: FLEET SERVICES (302)
A GENERAL GOVERNMENT PROGRAM

OBJECTIVE: Provide for the maintenance and repair of all county road and general fund equipment. This department includes the operation of the road funds fueling facility. This facility currently provides mechanical and other fueling for several other agencies.

WORK PLAN SUMMARY: Preventative maintenance at regular intervals. Maintain and repair vehicles as required. Provide for servicing, fueling, contracting of outside repairs as needed, and maintain the appearance and function of road and general fund equipment.

REVENUE AND EXPENDITURE SUMMARY

	Actual <u>2016-17</u>	Actual <u>2017-18</u>	Budget <u>2018-19</u>	Proposed <u>2019-20</u>	Approved <u>2019-20</u>	Adopted <u>2019-20</u>
Personal Services	502,206	492,844	548,733	573,582	573,582	573,582
Materials & Services	900,446	1,052,067	997,571	1,011,596	1,011,596	1,091,596
Total Expenditures	1,402,652	1,544,911	1,546,304	1,585,178	1,585,178	1,665,178
Full-Time Positions	5.60	5.80	5.80	5.80	5.80	5.80

LINCOLN COUNTY
FY 2019-20 ANNUAL BUDGET
Fund: 201 PUBLIC WORKS FUND

Account #	Budgeted FTE		2016-17 Actual	2017-18 Actual	2018-19 Budget	2019-20 Proposed Budget	2019-20 Approved Budget	2019-20 Adopted Budget
Department: 302 - FLEET SERVICES								
<u>PERSONNEL SERVICES</u>								
201-302-90227	1.00	FLEET MANAGER	79,236	83,040	85,508	92,548	92,548	92,548
201-302-90250		ADMINISTRATIVE ASSISTANT	25,935	-	-	-	-	-
201-302-90315	4.00	MECHANIC	232,334	206,485	235,828	239,692	239,692	239,692
201-302-90349	0.80	INVENTORY SPECIALIST	-	32,495	34,013	36,813	36,813	36,813
201-302-90501		OVERTIME	83	217	750	750	750	750
201-302-90600		SPECIAL RATE - PUBLIC WORKS	-	8,024	-	8,000	8,000	8,000
201-302-90603		TELEPHONE STIPEND	840	840	840	840	840	840
201-302-90801		FICA	23,853	23,471	27,306	28,354	28,354	28,354
201-302-90802		401(K) RETIREMENT	37,227	36,421	39,263	40,771	40,771	40,771
201-302-90804		HEALTH INSURANCE	62,281	62,777	80,742	80,919	80,919	80,919
201-302-90805		DENTAL INSURANCE	6,932	6,312	7,733	6,514	6,514	6,514
201-302-90806		LIFE INSURANCE	225	207	432	432	432	432
201-302-90807		LTD INSURANCE	2,791	2,729	3,642	3,782	3,782	3,782
201-302-90808		WORKER'S COMPENSATION	12,518	11,790	15,044	15,574	15,574	15,574
201-302-90809		UNEMPLOYMENT	1,692	1,656	892	1,853	1,853	1,853
201-302-90810		PEHP	360	180	540	540	540	540
201-302-90812		HEALTH SAVINGS ACCOUNT	15,900	16,200	16,200	16,200	16,200	16,200
	5.80	TOTAL PERSONNEL SERVICES	502,206	492,844	548,733	573,582	573,582	573,582
<u>MATERIALS & SERVICES</u>								
201-302-91001		PAYROLL PROCESSING COST	-	-	911	936	936	936
201-302-91101		TRAVEL EXPENSE	-	138	250	250	250	250
201-302-91201		MEALS & LODGING	-	1,225	-	500	500	500
201-302-91401		TELEPHONE	760	720	750	750	750	750
201-302-91501		POSTAGE	405	358	400	400	400	400
201-302-91601		PRINTING & PUBLICATIONS	-	-	50	50	50	50
201-302-92001		UTILITIES	41,324	39,861	38,000	36,000	36,000	36,000
201-302-92201		BUILDING REPAIR	822	225	1,500	5,000	5,000	5,000
201-302-92905		PERMITS/FEES	1,336	1,337	1,000	1,300	1,300	1,300
201-302-93301		MAINTENANCE AGREEMENTS	5,064	2,658	2,000	2,000	2,000	2,000
201-302-93901		CONTRACTUAL SERVICES	20,501	23,680	20,000	25,000	25,000	25,000
201-302-94101		OFFICE SUPPLIES	311	344	410	410	410	410
201-302-94102		FURNITURE & EQUIP < \$10,000	674	920	1,000	5,000	5,000	5,000
201-302-94103		OPERATING SUPPLIES	16,924	21,796	20,000	20,000	20,000	20,000
201-302-94402		REPAIR PARTS	244,352	239,598	260,000	260,000	260,000	260,000
201-302-94404		OIL & GREASE	21,020	23,833	22,000	25,000	25,000	25,000
201-302-94405		TIRES & TUBES	51,816	97,695	70,000	70,000	70,000	70,000
201-302-94406		GASOLINE & DIESEL	487,992	589,159	550,000	550,000	550,000	630,000
201-302-94601		FOOD & CLOTHING	-	276	300	-	-	-
201-302-94608		COVERALLS & RAGS	3,498	3,649	4,000	4,000	4,000	4,000
201-302-94701		SMALL TOOLS	3,647	4,594	4,000	4,000	4,000	4,000
201-302-95202		CONTINUING EDUCATION	-	-	500	500	500	500
201-302-96701		RENTALS OF EQUIPMENT	-	-	500	500	500	500
		TOTAL MATERIALS & SERVICES	900,446	1,052,067	997,571	1,011,596	1,011,596	1,091,596
		TOTAL DEPARTMENT EXPENDITURES	1,402,652	1,544,911	1,546,304	1,585,178	1,585,178	1,665,178

LINCOLN COUNTY, OREGON
PUBLIC WORKS FUND (201)
DEPARTMENT: GENERAL ROADS (303)
A GENERAL GOVERNMENT PROGRAM

OBJECTIVE: Operate and maintain the Lincoln County road system. The system is comprised of approximately 350 miles of road and 85 bridges. Maintenance of the system includes the installation and maintenance of culverts, roadside drainage facilities, various other devices for safe travel, as well as the maintenance of the actual traveled surface. Capital purchases for roads, bridges, facilities and equipment are provided for in this budget. Maintain the county's roads and bridges for safe and efficient travel. Respond to public emergencies as needed. Provide equipment, personnel and state of readiness necessary to respond to public emergencies.

WORK PLAN SUMMARY: Plan and schedule the efficient use of personnel, equipment and material for the maintenance of the county road and bridge system. Inspect the various portions of the systems to determine maintenance requirements. Remove hazards, install and maintain signs, clean ditches and culverts, maintain paved and gravel surfaces, provide for the training and education of employees, and respond to public emergencies as necessary and appropriate.

REVENUE AND EXPENDITURE SUMMARY

	Actual <u>2016-17</u>	Actual <u>2017-18</u>	Budget <u>2018-19</u>	Proposed <u>2019-20</u>	Approved <u>2019-20</u>	Adopted <u>2019-20</u>
Personal Services	1,818,248	1,894,298	2,072,742	2,311,277	2,311,277	2,311,277
Materials & Services	915,084	1,866,815	1,201,736	1,159,912	1,159,912	1,159,912
Capital Outlay	1,215,381	455,731	1,969,400	2,086,000	2,086,000	2,086,000
Transfer to Other Funds	20,852	20,852	20,600	171,630	171,630	171,630
Total Expenditures	3,969,565	4,237,696	5,264,478	5,728,819	5,728,819	5,728,819
Contingency			1,000,000	1,000,000	1,000,000	1,000,000
Ending Balance	10,547,598	11,134,183	8,216,711	8,646,857	8,646,857	8,566,857
Full-Time Positions	20.00	20.00	20.00	20.00	20.00	20.00

LINCOLN COUNTY
FY 2019-20 ANNUAL BUDGET
Fund: 201 PUBLIC WORKS FUND

Account #	Budgeted FTE		2016-17 Actual	2017-18 Actual	2018-19 Budget	2019-20 Proposed Budget	2019-20 Approved Budget	2019-20 Adopted Budget
Department: 303 - ROADS - GENERAL MAINTENANCE								
<u>PERSONNEL SERVICES</u>								
201-303-90228	1.00	ROAD MAINTENANCE SUPERVISOR	81,324	85,228	89,066	93,592	93,592	93,592
201-303-90254	1.00	BRIDGE PERMITS SUPERVISOR	75,432	79,056	81,405	88,108	88,108	88,108
201-303-90316	16.00	ROAD MAINTENANCE WORKER 1, 2 & 3	722,869	729,983	828,765	883,747	883,747	883,747
201-303-90335	1.00	ROAD SERVICE WORKER	60,965	62,026	62,026	65,150	65,150	65,150
201-303-90343	1.00	VEGETATION CONTROL TECHNICIAN	48,856	50,806	52,330	56,614	56,614	56,614
201-303-90410		SEASONAL WORKER	44,773	34,602	50,000	50,000	50,000	50,000
201-303-90501		OVERTIME	136,752	29,850	30,000	30,000	30,000	30,000
201-303-90504		COMP TIME PAY OFF	-	157	-	-	-	-
201-303-90600		SPECIAL RATES - PUBLIC WORKS	-	132,826	104,500	180,000	180,000	180,000
201-303-90603		TELEPHONE STIPEND	1,680	1,680	1,680	1,680	1,680	1,680
201-303-90801		FICA	85,666	87,840	99,433	110,840	110,840	110,840
201-303-90802		401(K) RETIREMENT	124,121	128,935	125,980	153,878	153,878	153,878
201-303-90804		HEALTH INSURANCE	229,461	257,840	308,647	339,004	339,004	339,004
201-303-90805		DENTAL INSURANCE	29,118	30,038	31,186	31,043	31,043	31,043
201-303-90806		LIFE INSURANCE	749	749	1,440	1,440	1,440	1,440
201-303-90807		LTD INSURANCE	9,307	9,430	11,403	12,155	12,155	12,155
201-303-90808		WORKER'S COMPENSATION	106,949	110,362	132,052	147,202	147,202	147,202
201-303-90809		UNEMPLOYMENT	5,866	6,030	3,249	7,244	7,244	7,244
201-303-90810		PEHP	360	360	1,080	1,080	1,080	1,080
201-303-90812		HEALTH SAVINGS ACCOUNT	54,000	56,500	58,500	58,500	58,500	58,500
	20.00	TOTAL PERSONNEL SERVICES	1,818,248	1,894,298	2,072,742	2,311,277	2,311,277	2,311,277
<u>MATERIALS & SERVICES</u>								
201-303-91001		PAYROLL PROCESSING COST	-	-	3,036	4,212	4,212	4,212
201-303-91101		TRAVEL EXPENSE	126	-	250	250	250	250
201-303-91201		MEALS & LODGING	2,186	402	1,800	1,800	1,800	1,800
201-303-91401		TELEPHONE	1,721	1,670	1,750	1,750	1,750	1,750
201-303-91501		POSTAGE	-	-	50	50	50	50
201-303-91601		PRINTING & PUBLICATIONS	1,805	-	-	-	-	-
201-303-92101		EQUIPMENT REPAIR	13	15	150	150	150	150
201-303-92802		PROFESSIONAL CONFERENCE	1,220	1,055	1,500	2,000	2,000	2,000
201-303-92901		MEMBERSHIP FEES & DUES	208	150	250	250	250	250
201-303-92905		PERMITS/FEES	5,900	1,567	-	1,500	1,500	1,500
201-303-93301		MAINTENANCE AGREEMENTS	411	411	500	500	500	500
201-303-93901		CONTRACTUAL SERVICES	128,096	128,846	95,000	245,000	245,000	245,000
201-303-94101		OFFICE SUPPLIES	142	884	-	-	-	-
201-303-94102		FURNITURE & EQUIP < \$10,000	1,509	-	3,000	3,000	3,000	3,000
201-303-94103		OPERATING SUPPLIES	275	9	500	500	500	500
201-303-94601		FOOD & CLOTHING	8,877	8,769	9,000	9,000	9,000	9,000
201-303-94701		SMALL TOOLS	1,693	506	1,250	4,250	4,250	4,250
201-303-94901		GROUPS & ROADWAYS	518,003	433,936	575,000	625,000	625,000	625,000
201-303-94902		TRAFFIC CONTROL/PAINT, ETC.	82,644	73,642	110,000	110,000	110,000	110,000
201-303-94904		BRIDGE MAINTENANCE	58,623	21,170	80,000	80,000	80,000	80,000
201-303-94905		LITTLE SWITZERLAND ROAD DISTRICT PROJECT	-	1,126,936	-	-	-	-
201-303-94906		FALL CREEK COUNTY ROAD 714 PROJECT	-	-	250,000	-	-	-
201-303-95101		MED/LAB/XRAY	1,850	3,685	3,200	3,200	3,200	3,200
201-303-95192		SAFETY SUPPLIES	2,868	1,333	1,500	1,500	1,500	1,500
201-303-95204		SAFETY PROGRAM	-	-	500	500	500	500
201-303-95915		CHANGE IN INVENTORY	9,808	48	-	-	-	-
201-303-96301		PROPERTY/LIABILITY INSURANCE	54,622	22,231	25,000	25,000	25,000	25,000
201-303-96302		VEHICLE INSURANCE	28,233	29,842	30,000	32,000	32,000	32,000
201-303-96601		RENTALS OF SPACE	-	-	1,000	1,000	1,000	1,000
201-303-96701		RENTALS OF EQUIPMENT	4,250	9,708	7,500	7,500	7,500	7,500
		TOTAL MATERIALS & SERVICES	915,084	1,866,815	1,201,736	1,159,912	1,159,912	1,159,912

LINCOLN COUNTY
FY 2019-20 ANNUAL BUDGET
Fund: 201 PUBLIC WORKS FUND

Account #	Budgeted FTE	2016-17 Actual	2017-18 Actual	2018-19 Budget	2019-20 Proposed Budget	2019-20 Approved Budget	2019-20 Adopted Budget
Department: 303 - ROADS - GENERAL MAINTENANCE							
<u>CAPITAL OUTLAY</u>							
201-303-97501	STRUCTURES & IMPROVEMENTS	47,740	-	-	75,000	75,000	75,000
201-303-97601	BRIDGES	10,655	155,419	-	300,000	300,000	300,000
201-303-97701	ROADS & HIGHWAYS	450,351	71,902	-	800,000	800,000	800,000
201-303-97702	LITTLE SWITZERLAND PROJECT	511,469	-	-	-	-	-
201-303-97703	BEAVER CREEK ROAD REPAIR PROJECT	-	125,369	-	-	-	-
201-303-97704	ECKMAN CREEK CULVERT REPLACEMENT	-	49,024	861,400	-	-	-
201-303-97705	OTTER CREST LOOP SHOULDER PAVING	-	-	280,000	-	-	-
201-303-97706	FIVE RIVERS ROAD OVERLAY PROJECT	-	-	500,000	-	-	-
201-303-97707	SOUTH BEAVER CREEK BRIDGE REPLACEMENT	-	-	-	400,000	400,000	400,000
201-303-98301	MOTOR VEHICLES	183,726	-	55,000	165,000	165,000	165,000
201-303-98701	ROAD EQUIPMENT	11,440	65,016	-	346,000	346,000	346,000
TOTAL CAPITAL OUTLAY		1,215,381	466,731	1,696,400	2,086,000	2,086,000	2,086,000
<u>TRANSFERS</u>							
201-303-99219	TRANSFER TO CAPITAL PROJECTS FUND	-	-	-	150,000	150,000	150,000
201-303-99291	TRANSFER TO RADIO COMM FUND	20,852	20,852	20,600	21,630	21,630	21,630
TOTAL TRANSFERS		20,852	20,852	20,600	171,630	171,630	171,630
TOTAL DEPARTMENT EXPENDITURES		3,969,565	4,248,696	4,991,478	5,728,819	5,728,819	5,728,819
<u>ENDING BALANCE</u>							
201-303-99501	CONTINGENCY	-	-	1,000,000	1,000,000	1,000,000	1,000,000
201-303-99601	RESERVE FOR FUTURE EXPENSES	-	-	8,172,155	8,351,831	8,351,831	8,271,831
201-303-99603	COMPENSATED ABSENCES	-	-	317,556	295,026	295,026	295,026
TOTAL ENDING BALANCE		-	-	9,489,711	9,646,857	9,646,857	9,566,857

LINCOLN COUNTY, OREGON
LINCOLN COUNTY COMMONS FUND (203)
A COMMUNITY SERVICES PROGRAM

OBJECTIVE: Interim management of Commons (“Home of the Lincoln County Fair”) facilities and the Lincoln County Fair while long range fair event and commons facilities plans are developed.

COMMUNITY INVOLVEMENT: Master Plan Refinement work recently completed and will be implemented in coming years. Redevelopment projects to be funded by multiple sources including room taxes (Fund 607) and potentially from Newport Urban Renewal. The Fair Board works co-operatively with the Extension Service, 4H to manage the event and grounds.

REVENUE AND EXPENDITURE SUMMARY

	Actual	Actual	Budget	Proposed	Approved	Adopted
	<u>2016-17</u>	<u>2017-18</u>	<u>2018-19</u>	<u>2019-20</u>	<u>2019-20</u>	<u>2019-20</u>
Total Revenue	199,816	229,390	358,774	371,284	371,284	391,284
Materials and Services	146,727	143,555	292,450	300,250	300,250	320,250
Contingency	0	0	66,324	71,034	71,034	71,034
Total Expenditures	146,727	143,555	358,774	371,284	371,284	391,284
Ending Balance	53,089	85,835	0	0	0	0

INTERRELATIONSHIPS: 4-H, county departments, Oregon Fair Association, other county fairgrounds and community organizations.

LINCOLN COUNTY
FY 2019-20 ANNUAL BUDGET
Fund: 203 COUNTY COMMONS FUND

ACCOUNT #		2016-17 Actual	2017-18 Actual	2018-19 Budget	2019-20 Proposed Budget	2019-20 Approved Budget	2019-20 Adopted Budget
Department: 803 - COUNTY COMMONS OPERATIONS							
<u>REVENUE</u>							
203-803-33390	STATE LOTTERY VIDEO DISTRIBUTION	21,167	20,667	20,500	20,500	20,500	20,500
203-803-36175	INTEREST	707	957	700	1,500	1,500	1,500
203-803-36310	FAIRGROUNDS MISC. RENTALS	26,966	26,300	15,000	21,500	21,500	21,500
203-803-39607	TRANSFER FROM FAIR FACILITIES FUND	-	54,878	175,000	175,000	175,000	175,000
203-803-40000	BEGINNING BALANCE	57,024	48,691	62,351	42,616	42,616	42,616
	TOTAL REVENUE	105,864	151,493	273,551	261,116	261,116	261,116
<u>EXPENDITURES</u>							
<u>MATERIALS & SERVICES</u>							
203-803-91101	TRAVEL EXPENSE	-	180	300	350	350	350
203-803-91102	FLEET SERVICES	529	2,548	3,000	2,500	2,500	2,500
203-803-91201	MEALS & LODGING	-	2,007	2,500	2,750	2,750	2,750
203-803-91401	TELEPHONE	1,110	1,045	1,300	1,250	1,250	1,250
203-803-92001	UTILITIES	17,362	18,811	18,500	20,000	20,000	20,000
203-803-92201	BUILDING REPAIR	-	-	-	100	100	100
203-803-92301	GROUNDNS MAINTENANCE	1,518	4,992	3,500	3,900	3,900	3,900
203-803-92901	MEMBERSHIP FEES & DUES	1,200	1,300	1,500	1,500	1,500	1,500
203-803-93901	CONTRACTUAL SERVICES	24,486	63,161	175,000	175,000	175,000	175,000
203-803-95901	OTHER SUPPLIES	7,486	1,163	1,000	1,250	1,250	1,250
203-803-96301	PROPERTY/LIABILITY INSURANCE	3,481	3,643	3,850	4,150	4,150	4,150
	TOTAL MATERIALS & SERVICES	57,172	98,850	210,450	212,750	212,750	212,750
203-803-99501	CONTINGENCY	-	-	63,101	48,366	48,366	48,366
	TOTAL DEPARTMENT EXPENDITURES	57,172	98,850	273,551	261,116	261,116	261,116
Department: 830 - COUNTY FAIR EVENT							
<u>REVENUE</u>							
203-830-32755	VENDOR FEES	18,035	20,109	15,000	20,000	20,000	20,000
203-830-33390	STATE LOTTERY VIDEO DISTRIBUTION	32,500	32,500	32,500	32,550	32,550	32,550
203-830-36135	DONATIONS	30,843	18,655	15,000	10,000	10,000	10,000
203-830-36692	RODEO EVENT REVENUE	-	-	-	-	-	20,000
203-830-36991	MISCELLANEOUS FAIR EVENT REVENUE	4,203	2,235	2,500	17,500	17,500	17,500
203-830-40000	BEGINNING BALANCE	8,371	4,398	20,223	30,118	30,118	30,118
	TOTAL REVENUE	93,952	77,897	85,223	110,168	110,168	130,168
<u>EXPENDITURES</u>							
<u>MATERIALS & SERVICES</u>							
203-830-93901	CONTRACTUAL SERVICES	60,973	31,003	58,000	60,000	60,000	60,000
203-830-93923	ENTERTAINMENT	24,650	9,675	17,000	22,500	22,500	22,500
203-830-93992	RODEO EVENT EXPENSE	-	-	-	-	-	20,000
203-830-94103	OPERATING SUPPLIES	3,932	4,027	7,000	5,000	5,000	5,000
	TOTAL MATERIALS & SERVICES	89,555	44,705	82,000	87,500	87,500	107,500
203-830-99501	CONTINGENCY	-	-	3,223	22,668	22,668	22,668
	TOTAL DEPARTMENT EXPENDITURES	89,555	44,705	85,223	110,168	110,168	130,168
	<i>TOTAL FUND REVENUE</i>	<i>199,816</i>	<i>229,390</i>	<i>358,774</i>	<i>371,284</i>	<i>371,284</i>	<i>391,284</i>
	<i>TOTAL FUND EXPENDITURES</i>	<i>146,727</i>	<i>143,555</i>	<i>358,774</i>	<i>371,284</i>	<i>371,284</i>	<i>391,284</i>
	<i>ENDING BALANCE</i>	<i>53,089</i>	<i>85,835</i>	<i>-</i>	<i>-</i>	<i>-</i>	<i>-</i>

LINCOLN COUNTY, OREGON

LAW LIBRARY FUND (205)

A PUBLIC SAFETY PROGRAM

OBJECTIVE: To maintain a working law library that meets the needs of the courts, local attorneys, and the general public.

WORK PLAN SUMMARY: Reduced funding is expected in the future. Keep the existing collection updated. Promote use of Westlaw, the on-line legal base, and actively seek computerization of database information in order to reduce the need for hard copy. Maintain coordination with other area libraries, especially the Newport Public Library and Library District.

REVENUE AND EXPENDITURE SUMMARY

	Actual	Actual	Budget	Proposed	Approved	Adopted
	<u>2016-17</u>	<u>2017-18</u>	<u>2018-19</u>	<u>2019-20</u>	<u>2019-20</u>	<u>2019-20</u>
Total Revenue	120,998	145,227	124,060	155,222	155,222	155,222
Materials and Services	22,997	46,318	39,650	58,225	58,225	58,225
Contingency	0	0	84,410	96,997	96,997	96,997
Total Expenditures	22,997	46,318	124,060	155,222	155,222	155,222
Ending Balance	98,001	98,909	0	0	0	0

INTERRELATIONSHIPS: The Law Library provides services to the courts, Jail, District Attorney, members of the local bar, and the public. Day to day administration is Legal Counsel's responsibility.

LINCOLN COUNTY
FY 2019-20 ANNUAL BUDGET
Fund: 205 LAW LIBRARY FUND

Account #		2016-17 Actual	2017-18 Actual	2018-19 Budget	2019-20 Proposed Budget	2019-20 Approved Budget	2019-20 Adopted Budget
Department: 805 - LAW LIBRARY							
<u>REVENUE</u>							
205-805-33220	STATE COURT FEES	45,919	44,900	35,000	44,900	44,900	44,900
205-805-36175	INTEREST	1,235	2,325	1,250	2,600	2,600	2,600
205-805-40000	BEGINNING BALANCE	73,845	98,001	87,810	107,722	107,722	107,722
	TOTAL REVENUE	120,998	145,227	124,060	155,222	155,222	155,222
<u>EXPENDITURES</u>							
<u>MATERIALS & SERVICES</u>							
205-805-91401	TELEPHONE	418	445	500	500	500	500
205-805-92001	UTILITIES	806	795	850	900	900	900
205-805-93901	CONTRACTUAL SERVICES	1,080	23,052	12,500	25,000	25,000	25,000
205-805-93967	ONLINE COMPUTER	1,664	1,135	1,250	1,500	1,500	1,500
205-805-94101	OFFICE SUPPLIES	86	35	100	100	100	100
205-805-94102	FURNITURE & EQUIP < \$10,000	-	-	1,500	5,000	5,000	5,000
205-805-95201	EDUCATION & LIBRARY	9,406	10,864	12,500	13,000	13,000	13,000
205-805-96301	PROPERTY INSURANCE	-	192	250	225	225	225
205-805-96601	RENTALS OF SPACE	9,537	9,800	10,200	12,000	12,000	12,000
	TOTAL MATERIALS & SERVICES	22,997	46,318	39,650	58,225	58,225	58,225
205-805-99501	CONTINGENCY	-	-	84,410	96,997	96,997	96,997
	TOTAL EXPENDITURES	22,997	46,318	124,060	155,222	155,222	155,222
	<i>REVENUE OVER (UNDER) EXPENDITURES</i>	<i>98,001</i>	<i>98,909</i>	<i>-</i>	<i>-</i>	<i>-</i>	<i>-</i>

LINCOLN COUNTY, OREGON
COUNTY CLERK-RECORDS FUND (207)
A GENERAL GOVERNMENT PROGRAM

OBJECTIVE: To maintain and restore records recorded and/or filed in the office of the County Clerk. To acquire storage and retrieval systems which will keep these records safe, permanent, and accessible to other departments and to the general public.

WORK PLAN SUMMARY: Maintain and protect the official records in the custody of the County Clerk. To acquire storage and retrieval systems to make these records safer and more accessible to the public. To scan and microfilm all documents recorded by the County Clerk.

REVENUE AND EXPENDITURE SUMMARY

	Actual	Actual	Budget	Proposed	Approved	Adopted
	<u>2016-17</u>	<u>2017-18</u>	<u>2018-19</u>	<u>2019-20</u>	<u>2019-20</u>	<u>2019-20</u>
Total Revenue	153,386	165,932	171,585	173,212	173,212	173,212
Total Personal Services	34,889	18,138	54,933	55,000	55,000	55,000
Materials and Services	2,947	52,320	116,652	118,212	118,212	118,212
Total Expenditures	37,836	70,458	171,585	173,212	173,212	173,212
Ending Balance	115,550	95,474	0	0	0	0
Full-Time Positions	0.00	0.00	0.00	0.40	0.40	0.40

INTERRELATIONSHIPS: The records in the custody of the County Clerk are used by the Assessor, the Tax Collector, Public Works, and the County Counsel's Office. Title companies, state agencies, and the general public also use these records.

LINCOLN COUNTY
FY 2019-20 ANNUAL BUDGET
Fund: 207 CLERK'S RECORDS FUND

Account #	Budgeted FTE		2016-17 Actual	2017-18 Actual	2018-19 Budget	2019-20 Proposed Budget	2019-20 Approved Budget	2019-20 Adopted Budget
Department: 807 - COUNTY CLERK'S RECORDS								
<u>REVENUE</u>								
207-807-32760		RECORDING FEES	46,305	48,757	50,000	48,000	48,000	48,000
207-807-36175		INTEREST	1,300	1,624	1,450	1,500	1,500	1,500
207-807-40000		BEGINNING BALANCE	105,781	115,551	120,135	123,712	123,712	123,712
TOTAL REVENUE			153,386	165,932	171,585	173,212	173,212	173,212
<u>EXPENDITURES</u>								
<u>PERSONNEL SERVICES</u>								
207-807-90303	0.40	CLERK DEPUTY	-	-	19,583	17,532	17,532	17,532
207-807-90420		ON CALL EMPLOYEE	31,760	16,632	18,183	20,750	20,750	20,750
207-807-90501		OVERTIME	171	-	200	200	200	200
207-807-90801		FICA	2,443	1,272	3,825	2,944	2,944	2,944
207-807-90802		401(k) RETIREMENT	-	-	2,154	1,951	1,951	1,951
207-807-90804		HEALTH INSURANCE	-	-	7,740	8,501	8,501	8,501
207-807-90805		DENTAL INSURANCE	-	-	910	905	905	905
207-807-90806		LIFE INSURANCE	-	-	30	29	29	29
207-807-90807		LTD INSURANCE	-	-	200	179	179	179
207-807-90808		WORKER'S COMPENSATION	354	151	658	617	617	617
207-807-90809		UNEMPLOYMENT	160	83	250	192	192	192
207-807-90812		HEALTH SAVINGS ACCOUNT	-	-	1,200	1,200	1,200	1,200
	0.40	TOTAL PERSONNEL SERVICES	34,889	18,138	54,933	55,000	55,000	55,000
<u>MATERIALS & SERVICES</u>								
207-807-91001		PAYROLL PROCESSING COST	-	-	152	156	156	156
207-807-91101		TRAVEL EXPENSE	-	-	2,000	2,000	2,000	2,000
207-807-91201		MEALS & LODGING	-	-	2,000	2,000	2,000	2,000
207-807-94101		OFFICE SUPPLIES	2,947	52,320	112,500	114,056	114,056	114,056
TOTAL MATERIALS & SERVICES			2,947	52,320	116,652	118,212	118,212	118,212
TOTAL EXPENDITURES			37,835	70,458	171,585	173,212	173,212	173,212
<i>TOTAL FUND REVENUE</i>			<i>153,386</i>	<i>165,932</i>	<i>171,585</i>	<i>173,212</i>	<i>173,212</i>	<i>173,212</i>
<i>TOTAL FUND EXPENDITURES</i>			<i>37,835</i>	<i>70,458</i>	<i>171,585</i>	<i>173,212</i>	<i>173,212</i>	<i>173,212</i>
<i>ENDING BALANCE</i>			<i>115,551</i>	<i>95,474</i>	<i>-</i>	<i>-</i>	<i>-</i>	<i>-</i>

LINCOLN COUNTY, OREGON

TITLE III SAFETY NET FUND (213)

A COMMUNITY SERVICES PROGRAM

OBJECTIVE: To comply with the requirements of Public Law 106-393, “The Secure Rural Schools and Community Self-Determination Act of 2000” (the Act), Title III “County Projects” requires the establishment of a fund to account for the use of “safety-net” funds for authorized projects under law. The reauthorization of the Act by Public Law 110-343 significantly narrows the eligible expenditures. Funds obligated under PL 106-393 are accounted for in one department. The restricted funds will be accounted for in a separate department.

WORK PLAN SUMMARY: Provide for eligible project funding in accordance with the Act. Act authorizes funds in six established project categories.

REVENUE AND EXPENDITURE SUMMARY

	Actual <u>2016-17</u>	Actual <u>2017-18</u>	Budget <u>2018-19</u>	Proposed <u>2019-20</u>	Approved <u>2019-20</u>	Adopted <u>2019-20</u>
Total Revenue	1,566,107	1,474,710	1,450,201	1,382,999	1,382,999	1,382,999
Materials and Services	42,405	56,509	916,616	905,616	905,616	905,616
Capital Outlay	0	0	533,585	477,383	477,383	477,383
Transfers	75,000	0	0	0	0	0
Total Expenditures	117,405	56,509	1,450,201	1,382,999	1,382,999	1,382,999
Ending Balance	1,448,702	1,418,201	0	0	0	0

INTERRELATIONSHIPS: Some eligible projects will be accomplished through county departments; others may be partnered with educational groups, public and private entities, and non-profits.

LINCOLN COUNTY
FY 2019-20 ANNUAL BUDGET
Fund: 213 TITLE III/SAFETY NET FUND

Account #		2016-17 Actual	2017-18 Actual	2018-19 Budget	2019-20 Proposed Budget	2019-20 Approved Budget	2019-20 Adopted Budget
Department: 813 - TITLE III/SAFETY NET							
<u>REVENUE</u>							
213-813-36175	INTEREST	17,146	26,009	20,000	25,000	25,000	25,000
213-813-40000	BEGINNING BALANCE	1,155,445	1,058,585	1,038,585	979,015	979,015	979,015
	TOTAL REVENUE	1,172,592	1,084,593	1,058,585	1,004,015	1,004,015	1,004,015
<u>EXPENDITURES</u>							
<u>MATERIALS & SERVICES</u>							
213-813-92801	PROFESSIONAL SERVICES	25,850	48,186	500,000	500,000	500,000	500,000
213-813-94103	OPERATING SUPPLIES	13,157	8,190	25,000	25,000	25,000	25,000
	TOTAL MATERIALS & SERVICES	39,007	56,376	525,000	525,000	525,000	525,000
<u>CAPITAL OUTLAY</u>							
213-813-97501	STRUCTURES & IMPROVEMENTS	-	-	533,585	477,383	477,383	477,383
	TOTAL CAPITAL OUTLAY	-	-	533,585	477,383	477,383	477,383
<u>TRANSFERS</u>							
213-813-99101	TRANSFER TO CAPITAL PROJECTS	75,000	-	-	-	-	-
	TOTAL TRANSFERS	75,000	-	-	-	-	-
	TOTAL DEPARTMENT EXPENDITURES	114,007	56,376	1,058,585	1,002,383	1,002,383	1,002,383
Department: 814 - 2008 REAUTHORIZATION							
<u>REVENUE</u>							
213-814-40000	BEGINNING BALANCE	393,515	390,116	391,616	378,984	378,984	378,984
	TOTAL REVENUE	393,515	390,116	391,616	378,984	378,984	378,984
<u>EXPENDITURES</u>							
<u>MATERIALS & SERVICES</u>							
213-814-92801	PROFESSIONAL SERVICES	-	-	341,616	320,616	320,616	320,616
213-814-94102	FURNITURE & EQUIP <\$10,000	-	-	-	10,000	10,000	10,000
213-814-94609	SEARCH & RESCUE REIMBURSEMENT	3,398	133	50,000	50,000	50,000	50,000
	TOTAL MATERIALS & SERVICES	3,398	133	391,616	380,616	380,616	380,616
	TOTAL DEPARTMENT EXPENDITURES	3,398	133	391,616	380,616	380,616	380,616
	<i>TOTAL FUND REVENUE</i>	<i>1,566,106</i>	<i>1,474,710</i>	<i>1,450,201</i>	<i>1,382,999</i>	<i>1,382,999</i>	<i>1,382,999</i>
	<i>TOTAL FUND EXPENDITURES</i>	<i>117,405</i>	<i>56,509</i>	<i>1,450,201</i>	<i>1,382,999</i>	<i>1,382,999</i>	<i>1,382,999</i>
	<i>ENDING BALANCE</i>	<i>1,448,701</i>	<i>1,418,201</i>	<i>-</i>	<i>-</i>	<i>-</i>	<i>-</i>

LINCOLN COUNTY, OREGON

SELF INSURANCE FUND (215)

A GENERAL GOVERNMENT PROGRAM

OBJECTIVE: To provide insurance reserves and available appropriations for deductibles, non-covered claims, and self-insured activities outside of insurance coverage (including but not limited to retrospective workers compensation, unemployment, property, fire, auto and liability insurance) purchased by the County. To provide a proactive and on-going risk management and safety services, facilities and equipment for all county departments. To provide for expenses in administering the County retirement plans.

WORK PLAN SUMMARY: Provide for administration, processing and coverage of potential claims and expenses, and proactively address related issues, facilities improvements, equipment purchases; administration of County Retirement Plans, worker's comp, and other insurances and self-insurances.

REVENUE AND EXPENDITURE SUMMARY

	Actual	Actual	Budget	Proposed	Approved	Adopted
	<u>2016-17</u>	<u>2017-18</u>	<u>2018-19</u>	<u>2019-20</u>	<u>2019-20</u>	<u>2019-20</u>
Total Revenue	4,721,338	5,067,874	5,123,855	4,839,091	4,839,091	4,839,091
Personal Services	0	0	60,975	60,975	60,975	60,975
Materials and Services	551,771	651,344	790,700	808,150	808,150	808,150
Capital Outlay	80,857	364,440	510,000	200,000	200,000	200,000
Transfers	0	0	0	1,800,000	1,800,000	1,800,000
Contingency	0	0	3,762,180	1,969,966	1,969,966	1,969,966
Total Expenditures	632,628	1,015,784	5,123,855	4,839,091	4,839,091	4,839,091
Ending Balance	4,088,710	4,052,090	0	0	0	0

LINCOLN COUNTY
FY 2019-20 ANNUAL BUDGET
Fund: 215 SELF INSURANCE FUND

Account #		2016-17 Actual	2017-18 Actual	2018-19 Budget	2019-20 Proposed Budget	2019-20 Approved Budget	2019-20 Adopted Budget
Department: 815 - SELF INSURANCE OPERATIONS							
<u>REVENUE</u>							
215-815-33204	DOJ BODY WORN CAMERAS GRANT	-	20,072	-	-	-	-
215-815-34253	WORKER'S COMP CHARGES	745,882	750,919	750,000	760,000	760,000	760,000
215-815-34270	UNEMPLOYMENT CHARGES	125,646	132,364	65,500	80,000	80,000	80,000
215-815-36175	INTEREST	44,322	73,342	75,000	75,000	75,000	75,000
215-815-36650	REFUNDS & REIMBURSEMENTS	11,010	2,467	5,000	10,000	10,000	10,000
215-815-36990	MISCELLANEOUS	10	-	-	-	-	-
215-815-40000	BEGINNING BALANCE	3,794,468	4,088,711	4,228,355	3,914,091	3,914,091	3,914,091
	TOTAL REVENUE	4,721,338	5,067,874	5,123,855	4,839,091	4,839,091	4,839,091
<u>EXPENDITURES</u>							
<u>PERSONNEL SERVICES</u>							
215-815-90299	OTHER EMPLOYEE PAYMENTS	-	-	50,000	50,000	50,000	50,000
215-815-90801	FICA	-	-	3,825	3,825	3,825	3,825
215-815-90802	401(K) RETIREMENT	-	-	5,500	5,500	5,500	5,500
215-815-90808	WORKER'S COMPENSATION	-	-	650	650	650	650
215-815-90809	UNEMPLOYMENT	-	-	1,000	1,000	1,000	1,000
	TOTAL PERSONNEL SERVICES	-	-	60,975	60,975	60,975	60,975
<u>MATERIALS & SERVICES</u>							
215-815-91101	TRAVEL EXPENSE	1,002	2,510	2,500	2,500	2,500	2,500
215-815-91201	MEALS & LODGING	488	30	1,000	1,250	1,250	1,250
215-815-92802	PROFESSIONAL CONFERENCE	497	1,350	1,800	1,800	1,800	1,800
215-815-92901	MEMBERSHIP FEES & DUES	2,566	995	2,600	2,600	2,600	2,600
215-815-93901	CONTRACTUAL SERVICES	78,404	185,154	175,000	135,000	135,000	135,000
215-815-93948	UNEMPLOYMENT PAYMENTS	69,356	40,960	35,000	150,000	150,000	150,000
215-815-93949	WORKER'S COMP PAYMENTS	310,583	360,340	320,000	350,000	350,000	350,000
215-815-94102	FURNITURE & EQUIP < \$10,000	31,545	18,055	25,000	65,000	65,000	65,000
215-815-95203	EMPLOYEE TRAINING	-	-	10,000	10,000	10,000	10,000
215-815-95901	OTHER SUPPLIES	26,014	31,768	28,000	32,000	32,000	32,000
215-815-95906	EARTHQUAKE PREPAREDNESS	-	-	25,000	25,000	25,000	25,000
215-815-95913	ADA WORKPLACE SOLUTIONS	-	-	5,000	2,500	2,500	2,500
215-815-95926	SAFETY COMMITTEE	6,317	5,221	6,000	6,500	6,500	6,500
215-815-95936	WORKPLACE SOLUTIONS	-	575	1,500	1,500	1,500	1,500
215-815-95938	INSURANCE DEDUCTIBLES	25,000	2,132	150,000	20,000	20,000	20,000
215-815-96301	PROPERTY/LIABILITY INSURANCE	-	2,254	2,300	2,500	2,500	2,500
	TOTAL MATERIALS & SERVICES	551,771	651,344	790,700	808,150	808,150	808,150
<u>CAPITAL OUTLAY</u>							
215-815-97501	STRUCTURES & IMPROVEMENTS	56,269	760	410,000	150,000	150,000	150,000
215-815-98201	EQUIPMENT	24,588	360,680	100,000	50,000	50,000	50,000
	TOTAL CAPITAL OUTLAY	80,857	361,440	510,000	200,000	200,000	200,000
<u>TRANSFERS</u>							
215-815-99219	TRANSFER TO CAPITAL PROJECTS FUND	-	-	-	1,800,000	1,800,000	1,800,000
	TOTAL TRANSFERS	-	-	-	1,800,000	1,800,000	1,800,000
215-815-99501	CONTINGENCY	-	-	3,762,180	1,969,966	1,969,966	1,969,966
	TOTAL EXPENDITURES	632,628	1,012,784	5,123,855	4,839,091	4,839,091	4,839,091
	REVENUE OVER (UNDER) EXPENDITURES	4,088,711	4,055,091	-	-	-	-

LINCOLN COUNTY, OREGON
CORNER PRESERVATION FUND (217)
A GENERAL GOVERNMENT PROGRAM

OBJECTIVE: Provide friendly, efficient, professional, land information and interpretation for the people of Lincoln County. Insure compliance with Oregon Revised Statutes Chapters 209 and 672, through review and policy development.

WORK PLAN SUMMARY: Maintain the rectangular survey system for the use and benefit of the public.

REVENUE AND EXPENDITURE SUMMARY

	Actual	Actual	Budget	Proposed	Approved	Adopted
	<u>2016-17</u>	<u>2017-18</u>	<u>2018-19</u>	<u>2019-20</u>	<u>2019-20</u>	<u>2019-20</u>
Total Revenue	292,825	328,902	307,660	416,889	416,889	416,889
Personal Services	0	0	33,483	33,483	33,483	33,483
Materials and Services	76,815	38,087	138,252	142,212	142,212	142,212
Capital Outlay	0	0	50,000	78,000	78,000	78,000
Contingency	0	0	85,925	163,194	163,194	163,194
Total Expenditures	76,815	38,087	307,660	416,889	416,889	416,889
Ending Balance	216,010	290,815	0	0	0	0

INTERRELATIONSHIPS: To respond to request by outside agencies and private citizens. Specific government agencies in which we interact are Bureau of Land Management, United States Forest Service, National Oceanic Atmosphere Administration, United States Geological Service, Oregon State Department of Forestry, Oregon Department of Transportation, and public utilities.

LINCOLN COUNTY
FY 2019-20 ANNUAL BUDGET
Fund: 217 CORNER PRESERVATION FUND

Account #		2016-17 Actual	2017-18 Actual	2018-19 Budget	2019-20 Proposed Budget	2019-20 Approved Budget	2019-20 Adopted Budget
Department: 817 - CORNER PRESERVATION							
REVENUE							
217-817-32361	CORNER PRESERVATION FEES	102,838	108,186	103,000	101,000	101,000	101,000
217-817-36175	INTEREST	2,518	4,706	4,000	5,000	5,000	5,000
217-817-40000	BEGINNING BALANCE	187,470	216,010	200,660	310,889	310,889	310,889
	TOTAL REVENUE	292,825	328,902	307,660	416,889	416,889	416,889
EXPENDITURES							
PERSONNEL SERVICES							
217-817-90420	ON CALL EMPLOYEE	-	-	30,000	30,000	30,000	30,000
217-817-90801	FICA	-	-	2,295	2,295	2,295	2,295
217-817-90808	WORKER'S COMPENSATION	-	-	588	588	588	588
217-817-90809	UNEMPLOYMENT	-	-	600	600	600	600
	TOTAL PERSONNEL SERVICES	-	-	33,483	33,483	33,483	33,483
MATERIALS & SERVICES							
217-817-91001	PAYROLL PROCESSING COST	-	-	152	312	312	312
217-817-91101	TRAVEL EXPENSE	-	-	-	-	-	-
217-817-93901	CONTRACTUAL SERVICES	69,795	35,230	135,000	135,000	135,000	135,000
217-817-94102	FURNITURE & EQUIP < \$10,000	3,146	-	-	2,000	2,000	2,000
217-817-94103	OPERATING SUPPLIES	797	-	-	1,800	1,800	1,800
217-817-94210	COPIER SERVICES	77	58	100	100	100	100
217-817-96601	RENTALS OF SPACE	3,000	2,800	3,000	3,000	3,000	3,000
	TOTAL MATERIALS & SERVICES	76,815	38,087	138,252	142,212	142,212	142,212
CAPITAL OUTLAY							
217-817-98201	EQUIPMENT	-	-	-	28,000	28,000	28,000
217-817-98301	MOTOR VEHICLES	-	-	50,000	50,000	50,000	50,000
	TOTAL CAPITAL OUTLAY	-	-	50,000	78,000	78,000	78,000
217-817-99501	CONTINGENCY	-	-	85,925	163,194	163,194	163,194
	<i>TOTAL FUND REVENUE</i>	<i>292,825</i>	<i>328,902</i>	<i>307,660</i>	<i>416,889</i>	<i>416,889</i>	<i>416,889</i>
	<i>TOTAL FUND EXPENDITURES</i>	<i>76,815</i>	<i>38,087</i>	<i>307,660</i>	<i>416,889</i>	<i>416,889</i>	<i>416,889</i>
	<i>ENDING BALANCE</i>	<i>216,010</i>	<i>290,815</i>	<i>-</i>	<i>-</i>	<i>-</i>	<i>-</i>

LINCOLN COUNTY, OREGON

CAPITAL PROJECTS FUND (219)

A GENERAL GOVERNMENT PROGRAM

Objective: This fund accounts for major capital projects and improvements as designated by the County. Generally, separate capital projects are divided into departments of this fund where they are accounted for from design to completion.

Work Plan Summary: Six Project Departments are included in the FY 2019-20 budget as follows:

1. Department 100 accounts for the acquisition and development of a new Health and Human Services facility, the Wellness Center Project.
2. Department 200 accounts for a new Emergency Services /Transit Center project
3. Department 300 accounts for the property purchase and planning for a new Animal Shelter Facility.
4. Department 400 accounts for remaining parking lot improvements at 1212 Bay Boulevard to provide additional parking spaces for the Extension Service District and Veterans offices.
5. Department 500 accounts for the acquisition and implementation of new Assessment and Taxation software.
6. Department 600 accounts for a shared storage facility for several County departments.

Other project departments may be added as necessary in the future.

REVENUE AND EXPENDITURE SUMMARY

	Actual <u>2016-17</u>	Actual <u>2017-18</u>	Budget <u>2018-19</u>	Proposed <u>2019-20</u>	Approved <u>2019-20</u>	Adopted <u>2019-20</u>
Total Revenue	3,107,021	2,681,411	2,812,594	6,081,952	6,081,952	6,081,952
Materials and Services	41,658	34,120	247,667	796,824	796,824	796,824
Capital Outlay	583,952	9,897	459,408	2,480,000	2,480,000	2,480,000
Transfers to Other Funds	0	0	198,000	0	0	0
Contingency	0	0	1,907,519	2,805,128	2,805,128	2,805,128
Total Expenditures	625,610	44,017	2,812,594	6,081,952	6,081,952	6,081,952
Ending Balance	2,481,411	2,637,394	0	0	0	0

LINCOLN COUNTY
FY 2019-20 ANNUAL BUDGET
Fund: 219 CAPITAL PROJECTS FUND

Account #		2016-17 Actual	2017-18 Actual	2018-19 Budget	2019-20 Proposed Budget	2019-20 Approved Budget	2019-20 Adopted Budget
FUND SUMMARY							
REVENUE							
39XXX	TRANSFERS FROM OTHER FUNDS	419,727	200,000	175,000	3,913,000	3,913,000	3,913,000
40XXX	BEGINNING BALANCE	2,687,294	2,481,411	2,637,594	2,168,952	2,168,952	2,168,952
	TOTAL REVENUE	3,107,021	2,681,411	2,812,594	6,081,952	6,081,952	6,081,952
EXPENDITURES							
	MATERIALS & SERVICES	41,658	34,120	247,667	796,824	796,824	796,824
	CAPITAL EXPENDITURES	583,952	9,897	459,408	2,480,000	2,480,000	2,480,000
	TRANSFERS TO OTHER FUNDS	-	-	198,000	-	-	-
	CONTINGENCY	-	-	1,907,519	2,805,128	2,805,128	2,805,128
	TOTAL EXPENDITURES	625,610	44,017	2,812,594	6,081,952	6,081,952	6,081,952
	<i>REVENUE OVER(UNDER) EXPENDITURES</i>	<i>2,481,411</i>	<i>2,637,393</i>	<i>-</i>	<i>-</i>	<i>-</i>	<i>-</i>
EXPENDITURES BY DEPARTMENT							
100	HHS FACILITY PROJECT	31,298	18,668	1,929,929	1,930,128	1,930,128	1,930,128
200	EMERGENCY SERVICES/TRANSIT CENTER	-	-	-	3,000,000	3,000,000	3,000,000
300	ANIMAL SHELTER BUILDING PROJECT	-	-	-	300,000	300,000	300,000
400	PARKING LOT IMPROVEMENT	-	-	175,000	105,000	105,000	105,000
500	A&T SOFTWARE PROJECT	-	-	509,665	296,824	296,824	296,824
600	STORAGE FACILITY PROJECT	-	-	-	450,000	450,000	450,000
101	HHS RESPITE HOUSING (closed)	321,778	25,349	198,000	-	-	-
700	SAR BUILDING (closed)	272,534	-	-	-	-	-
	TOTAL EXPENDITURES	625,610	44,017	2,812,594	6,081,952	6,081,952	6,081,952
	<i>REVENUE OVER(UNDER) EXPENDITURES</i>	<i>2,481,411</i>	<i>2,637,393</i>	<i>-</i>	<i>-</i>	<i>-</i>	<i>-</i>

LINCOLN COUNTY
FY 2019-20 ANNUAL BUDGET
Fund: 219 CAPITAL PROJECTS FUND

Account #		2016-17 Actual	2017-18 Actual	2018-19 Budget	2019-20 Proposed Budget	2019-20 Approved Budget	2019-20 Adopted Budget
Department: 100 - HHS FACILITY PROJECT							
<u>REVENUE</u>							
219-100-40000	BEGINNING BALANCE	1,980,094	1,948,797	1,929,929	1,930,128	1,930,128	1,930,128
	TOTAL REVENUE	1,980,094	1,948,797	1,929,929	1,930,128	1,930,128	1,930,128
<u>EXPENDITURES</u>							
<u>MATERIALS & SERVICES</u>							
219-100-93901	CONTRACTUAL SERVICES	31,298	18,668	100,000	100,000	100,000	100,000
	TOTAL MATERIALS & SERVICES	31,298	18,668	100,000	100,000	100,000	100,000
<u>CAPITAL OUTLAY</u>							
219-100-97501	STRUCTURES & IMPROVEMENTS	-	-	-	-	-	-
	TOTAL CAPITAL OUTLAY	-	-	-	-	-	-
219-100-99501	CONTINGENCY	-	-	1,829,929	1,830,128	1,830,128	1,830,128
	TOTAL DEPARTMENT EXPENDITURES	31,298	18,668	1,929,929	1,930,128	1,930,128	1,930,128

LINCOLN COUNTY
FY 2019-20 ANNUAL BUDGET
Fund: 219 CAPITAL PROJECTS FUND

Account #		2016-17 Actual	2017-18 Actual	2018-19 Budget	2019-20 Proposed Budget	2019-20 Approved Budget	2019-20 Adopted Budget
Department: 200 - EMERGENCY SERVICES/TRANSIT CENTER PROJECT							
<u>REVENUE</u>							
219-200-39204	TRANSFER FROM TRANSIT FUND	-	-	-	1,500,000	1,500,000	1,500,000
219-200-39215	TRANSFER FROM SELF INSURANCE FUND	-	-	-	1,500,000	1,500,000	1,500,000
TOTAL REVENUE		-	-	-	3,000,000	3,000,000	3,000,000
<u>EXPENDITURES</u>							
<u>MATERIALS & SERVICES</u>							
219-200-92905		-	-	-	25,000	25,000	25,000
219-200-93901	CONTRACTUAL SERVICES	-	-	-	250,000	250,000	250,000
TOTAL MATERIALS & SERVICES		-	-	-	275,000	275,000	275,000
<u>CAPITAL OUTLAY</u>							
219-200-97501	STRUCTURES & IMPROVEMENTS	-	-	-	1,775,000	1,775,000	1,775,000
219-200-98101	FURNITURE & FIXTURES	-	-	-	100,000	100,000	100,000
TOTAL CAPITAL OUTLAY		-	-	-	1,875,000	1,875,000	1,875,000
219-200-99501	CONTINGENCY	-	-	-	850,000	850,000	850,000
TOTAL DEPARTMENT EXPENDITURES		-	-	-	3,000,000	3,000,000	3,000,000

LINCOLN COUNTY
FY 2019-20 ANNUAL BUDGET
Fund: 219 CAPITAL PROJECTS FUND

Account #		2016-17 Actual	2017-18 Actual	2018-19 Budget	2019-20 Proposed Budget	2019-20 Approved Budget	2019-20 Adopted Budget
Department: 300 - ANIMAL SHELTER BUILDIING PROJECT							
<u>REVENUE</u>							
219-300-39212	TRANSFER FROM ANIMAL SERVICES FUND	-	-	-	150,000	150,000	150,000
219-300-39215	TRANSFER FROM SELF INSURANCE FUND	-	-	-	150,000	150,000	150,000
TOTAL REVENUE		-	-	-	300,000	300,000	300,000
<u>EXPENDITURES</u>							
<u>MATERIALS & SERVICES</u>							
219-300-93901	CONTRACTUAL SERVICES	-	-	-	50,000	50,000	50,000
TOTAL MATERIALS & SERVICES		-	-	-	50,000	50,000	50,000
<u>CAPITAL OUTLAY</u>							
219-300-97101	PROPERTY PURCHASE	-	-	-	175,000	175,000	175,000
TOTAL CAPITAL OUTLAY		-	-	-	175,000	175,000	175,000
219-300-99501	CONTINGENCY	-	-	-	75,000	75,000	75,000
TOTAL DEPARTMENT EXPENDITURES		-	-	-	300,000	300,000	300,000

LINCOLN COUNTY
FY 2019-20 ANNUAL BUDGET
Fund: 219 CAPITAL PROJECTS FUND

Account #		2016-17 Actual	2017-18 Actual	2018-19 Budget	2019-20 Proposed Budget	2019-20 Approved Budget	2019-20 Adopted Budget
Department: 400 - PARKING LOT IMPROVEMENT PROJECT							
<u>REVENUE</u>							
219-400-39101	TRANSFER FROM GENERAL FUND	-	-	175,000	-	-	-
219-400-40000	BEGINNING BALANCE	-	-	-	105,000	105,000	105,000
TOTAL REVENUE		-	-	175,000	105,000	105,000	105,000
<u>EXPENDITURES</u>							
<u>MATERIALS & SERVICES</u>							
219-400-92905	PERMITS/FEES	-	-	5,000	-	-	-
219-400-93901	CONTRACTUAL SERVICES	-	-	20,000	5,000	5,000	5,000
TOTAL MATERIALS & SERVICES		-	-	25,000	5,000	5,000	5,000
<u>CAPITAL OUTLAY</u>							
219-400-97501	STRUCTURES & IMPROVEMENTS	-	-	150,000	100,000	100,000	100,000
TOTAL CAPITAL OUTLAY		-	-	150,000	100,000	100,000	100,000
TOTAL DEPARTMENT EXPENDITURES		-	-	175,000	105,000	105,000	105,000

LINCOLN COUNTY
FY 2019-20 ANNUAL BUDGET
Fund: 219 CAPITAL PROJECTS FUND

Account #		2016-17 Actual	2017-18 Actual	2018-19 Budget	2019-20 Proposed Budget	2019-20 Approved Budget	2019-20 Adopted Budget
Department: 500 - A & T SOFTWARE PROJECT							
<u>REVENUE</u>							
219-500-39101	TRANSFER FROM GENERAL FUND	-	-	-	163,000	163,000	163,000
219-500-40000	BEGINNING BALANCE	500,576	509,665	509,665	133,824	133,824	133,824
	TOTAL REVENUE	500,576	509,665	509,665	296,824	296,824	296,824
<u>EXPENDITURES</u>							
<u>MATERIALS & SERVICES</u>							
219-500-93901	CONTRACTUAL SERVICES	-	-	122,667	266,824	266,824	266,824
	TOTAL MATERIALS & SERVICES	-	-	122,667	266,824	266,824	266,824
<u>CAPITAL OUTLAY</u>							
219-500-98201	EQUIPMENT	-	-	80,000	-	-	-
219-500-98826	SOFTWARE LICENSE PURCHASE	-	-	229,408	30,000	30,000	30,000
	TOTAL CAPITAL OUTLAY	-	-	309,408	30,000	30,000	30,000
219-500-99501	CONTINGENCY	-	-	77,590	-	-	-
	TOTAL DEPARTMENT EXPENDITURES	-	-	509,665	296,824	296,824	296,824

LINCOLN COUNTY
FY 2019-20 ANNUAL BUDGET
Fund: 219 CAPITAL PROJECTS FUND

Account #		2016-17 Actual	2017-18 Actual	2018-19 Budget	2019-20 Proposed Budget	2019-20 Approved Budget	2019-20 Adopted Budget
Department: 600 - STORAGE FACILITY PROJECT							
<u>REVENUE</u>							
219-600-39201	TRANSFER FROM PUBLIC WORKS FUND	-	-	-	150,000	150,000	150,000
219-600-39215	TRANSFER FROM SELF INSURANCE FUND	-	-	-	150,000	150,000	150,000
219-600-39607	TRANSFER FROM COMMONS FACILITIES FUND	-	-	-	150,000	150,000	150,000
	TOTAL REVENUE	-	-	-	450,000	450,000	450,000
<u>EXPENDITURES</u>							
<u>MATERIALS & SERVICES</u>							
219-600-92905	BUILDING PERMITS & FEES	-	-	-	25,000	25,000	25,000
219-600-93901	CONTRACTUAL SERVICES	-	-	-	75,000	75,000	75,000
	TOTAL MATERIALS & SERVICES	-	-	-	100,000	100,000	100,000
<u>CAPITAL OUTLAY</u>							
219-600-97501	STRUCTURES & IMPROVEMENTS	-	-	-	300,000	300,000	300,000
	TOTAL CAPITAL OUTLAY	-	-	-	300,000	300,000	300,000
219-600-99501	CONTINGENCY	-	-	-	50,000	50,000	50,000
	TOTAL DEPARTMENT EXPENDITURES	-	-	-	450,000	450,000	450,000

LINCOLN COUNTY
FY 2019-20 ANNUAL BUDGET
Fund: 219 CAPITAL PROJECTS FUND

Account #		2016-17 Actual	2017-18 Actual	2018-19 Budget	2019-20 Proposed Budget	2019-20 Approved Budget	2019-20 Adopted Budget
Department: 101 - HHS RESPITE HOUSING (closed)							
<u>REVENUE</u>							
219-101-39209	TRANSFER FROM MENTAL HEALTH FUND	344,727	200,000	-	-	-	-
219-101-40000	BEGINNING BALANCE	-	22,949	198,000	-	-	-
	TOTAL REVENUE	344,727	222,949	198,000	-	-	-
<u>EXPENDITURES</u>							
<u>MATERIALS & SERVICES</u>							
219-101-92905	PERMITS & FEES	-	824	-	-	-	-
219-101-93901	CONTRACTUAL SERVICES	2,051	14,629	-	-	-	-
	TOTAL MATERIALS & SERVICES	2,051	15,452	-	-	-	-
<u>CAPITAL OUTLAY</u>							
219-101-97101	PROPERTY PURCHASE	319,727	-	-	-	-	-
219-101-97501	STRUCTURES & IMPROVEMENTS	-	9,897	-	-	-	-
	TOTAL CAPITAL OUTLAY	319,727	9,897	-	-	-	-
<u>TRANSFERS</u>							
219-101-99209	TRANSFER TO MENTAL HEALTH FUND	-	-	198,000	-	-	-
	TOTAL TRANSFERS	-	-	198,000	-	-	-
	TOTAL DEPARTMENT EXPENDITURES	321,778	25,349	198,000	-	-	-
Department: 700 - SAR BUILDING (closed)							
<u>REVENUE</u>							
219-700-39213	TRANSFER FROM TITLE III FUND	75,000	-	-	-	-	-
219-700-40000	BEGINNING BALANCE	206,623	-	-	-	-	-
	TOTAL REVENUE	281,623	-	-	-	-	-
<u>EXPENDITURES</u>							
<u>MATERIALS & SERVICES</u>							
219-700-93901	CONTRACTUAL SERVICES	8,310	-	-	-	-	-
	TOTAL MATERIALS & SERVICES	8,310	-	-	-	-	-
<u>CAPITAL OUTLAY</u>							
219-700-97501	STRUCTURES & IMPROVEMENTS	264,225	-	-	-	-	-
	TOTAL CAPITAL OUTLAY	264,225	-	-	-	-	-
	TOTAL DEPARTMENT EXPENDITURES	272,534	-	-	-	-	-

LINCOLN COUNTY, OREGON
RADIO COMMUNICATIONS SYSTEMS FUND (291)

A PUBLIC SAFETY PROGRAM

OBJECTIVE: To establish a cost center for County Public Safety Communications and facilitate the management and maintenance of the County's communication infrastructure.

WORK PLAN SUMMARY: To collect rental and other fees from users of the County's Public Safety Communication infrastructure and provide for maintenance and expansion of the system.

REVENUE AND EXPENDITURE SUMMARY

	Actual	Actual	Budget	Proposed	Approved	Adopted
	<u>2016-17</u>	<u>2017-18</u>	<u>2018-19</u>	<u>2019-20</u>	<u>2019-20</u>	<u>2019-20</u>
Total Revenue	227,378	263,853	286,160	289,771	289,771	289,771
Materials and Services	129,616	147,058	155,599	152,333	152,333	152,333
Contingency	0	0	130,561	137,438	137,438	137,438
Total Expenditures	129,616	147,058	286,160	289,771	289,771	289,771
Ending Balance	97,762	116,795	0	0	0	0

INTERRELATIONSHIPS: Responsible to the electorate. Works closely with local police agencies and state police. Works with other county, state and federal enforcement and regulatory agencies and other public entities. Cooperates with other elected County officials and department heads.

LINCOLN COUNTY
FY 2019-20 ANNUAL BUDGET
Fund: 291 RADIO COMMUNICATIONS FUND

Account #		2016-17 Actual	2017-18 Actual	2018-19 Budget	2019-20 Proposed Budget	2019-20 Approved Budget	2019-20 Adopted Budget
Department: 291 - PUBLIC SAFETY COMMUNICATIONS							
REVENUE							
291-291-34171	NON-COUNTY AGENCY COST SHARING	74,102	65,364	69,593	72,454	72,454	72,454
291-291-34610	OTTER CREST COMMUNICATIONS RENT	31,965	32,761	41,380	41,380	41,380	41,380
291-291-34620	CAPE PERPETUA COMMUNICATIONS RENT	14,139	14,139	14,138	14,138	14,138	14,138
291-291-39101	TRANSFER FR GENERAL FUND-LCSO COST SHARE	86,321	32,975	32,811	34,245	34,245	34,245
291-291-39201	TRANSFER FR ROAD FUND-LCPW COST SHARE	20,852	20,852	20,600	21,630	21,630	21,630
291-291-40000	BEGINNING BALANCE	-	97,762	107,638	105,924	105,924	105,924
	TOTAL REVENUE	227,378	263,853	286,160	289,771	289,771	289,771
EXPENDITURES							
<u>MATERIALS & SERVICES</u>							
291-291-92001	UTILITIES	6,149	5,560	8,045	7,444	7,444	7,444
291-291-92101	GENERAL MAINT & EQUIPMENT REPAIR	4,510	59,403	38,313	41,500	41,500	41,500
291-291-93202	DISPATCH CONNECTION	19,148	7,024	20,004	20,179	20,179	20,179
291-291-93901	CONTRACTUAL SERVICES	-	12,587	12,374	7,374	7,374	7,374
291-291-93931	SIMULCAST/MICROWAVE MAINTENANCE CONTRACT	29,640	2,416	-	-	-	-
291-291-96301	PROPERTY INSURANCE	-	2,936	5,138	3,174	3,174	3,174
291-291-96601	RENTALS OF SPACE	70,169	52,495	65,697	67,923	67,923	67,923
291-291-96710	PROPERTY TAXES	-	4,637	6,028	4,739	4,739	4,739
	TOTAL MATERIALS & SERVICES	129,616	147,058	155,599	152,333	152,333	152,333
291-291-99501	CONTINGENCY	-	-	130,561	137,438	137,438	137,438
	<i>TOTAL FUND REVENUE</i>	<i>227,378</i>	<i>263,853</i>	<i>286,160</i>	<i>289,771</i>	<i>289,771</i>	<i>289,771</i>
	<i>TOTAL FUND EXPENDITURES</i>	<i>129,616</i>	<i>147,058</i>	<i>286,160</i>	<i>289,771</i>	<i>289,771</i>	<i>289,771</i>
	<i>ENDING BALANCE</i>	<i>97,762</i>	<i>116,795</i>	<i>-</i>	<i>-</i>	<i>-</i>	<i>-</i>

LINCOLN COUNTY, OREGON

DUII FUND (601)

A PUBLIC SAFETY PROGRAM

OBJECTIVE: To comply with the legal provisions concerning the expenditure of funds through civil forfeiture (specifically DUII) proceedings.

WORK PLAN SUMMARY: Funds not impacted by the mandates of Ballot Measure 3 (Or. Const, Art XV, Sec 10), 2001 OR Laws, Ch 780, Sec 14 (ORS 475A.120 (2001)), 2001 Or Laws Ch 780, Sec 25(note following ORS 475A.160), and any as yet un-enacted ordinances that authorizes residual fund uses in accordance with Measure 3 and Sec 25(2) are included in this fund. The monies can pay for a broader range of activities.

REVENUE AND EXPENDITURE SUMMARY

	Actual <u>2016-17</u>	Actual <u>2017-18</u>	Budget <u>2018-19</u>	Proposed <u>2019-20</u>	Approved <u>2019-20</u>	Adopted <u>2019-20</u>
Total Revenue	17,056	20,274	22,569	22,714	22,714	22,714
Materials and Services	0	0	15,000	18,000	18,000	18,000
Contingency	0	0	7,569	4,714	4,714	4,714
Total Expenditures	0	0	22,569	22,714	22,714	22,714
Ending Balance	17,056	20,274	0	0	0	0

INTERRELATIONSHIPS: Sheriff's and District Attorney's Offices.

LINCOLN COUNTY
FY 2019-20 ANNUAL BUDGET
Fund: 601 DUII FUND

Account #		2016-17 Actual	2017-18 Actual	2018-19 Budget	2019-20 Proposed Budget	2019-20 Approved Budget	2019-20 Adopted Budget
Department: 520 - DUII							
<u>REVENUE</u>							
601-520-32755	PERMITS & FEES	957	2,878	1,500	1,500	1,500	1,500
601-520-36175	INTEREST	191	339	320	500	500	500
601-520-40000	BEGINNING BALANCE	15,909	17,056	20,749	20,714	20,714	20,714
	TOTAL REVENUE	17,056	20,274	22,569	22,714	22,714	22,714
<u>EXPENDITURES</u>							
<u>MATERIALS & SERVICES</u>							
601-520-93901	CONTRACTUAL SERVICES	-	-	15,000	18,000	18,000	18,000
	TOTAL MATERIALS & SERVICES	-	-	15,000	18,000	18,000	18,000
601-520-99501	CONTINGENCY	-	-	7,569	4,714	4,714	4,714
	<i>TOTAL FUND REVENUE</i>	<i>17,056</i>	<i>20,274</i>	<i>22,569</i>	<i>22,714</i>	<i>22,714</i>	<i>22,714</i>
	<i>TOTAL FUND EXPENDITURES</i>	<i>-</i>	<i>-</i>	<i>22,569</i>	<i>22,714</i>	<i>22,714</i>	<i>22,714</i>
	<i>ENDING BALANCE</i>	<i>17,056</i>	<i>20,274</i>	<i>-</i>	<i>-</i>	<i>-</i>	<i>-</i>

LINCOLN COUNTY, OREGON

AGATE BEACH DISPOSAL SITE CLOSURE (603)

A COMMUNITY SERVICES PROGRAM

OBJECTIVE: To fund Lincoln County's share of the post-closure obligations at the closed Agate Beach Landfill through the projected 30-year closure permit period.

WORK PLAN SUMMARY: Through the intergovernmental agreement forming the Lincoln County Consortium for Solid Waste Management (Solid Waste Consortium), the county participated in operating, closing and now post-closure operation and monitoring of the Agate Beach Landfill. A surcharge on waste disposal funds these obligations, which under an Oregon Department of Environment Quality (DEQ) permit are expected to last for 30 years from the date of closure in 1997. Includes charges for services related to obligations.

REVENUE AND EXPENDITURE SUMMARY

	Actual <u>2016-17</u>	Actual <u>2017-18</u>	Budget <u>2018-19</u>	Proposed <u>2019-20</u>	Approved <u>2019-20</u>	Adopted <u>2019-20</u>
Total Revenue	707,036	712,853	702,069	722,614	722,614	722,614
Materials and Services	14,796	20,799	687,069	707,614	707,614	707,614
Capital Outlay	0	0	15,000	15,000	15,000	15,000
Total Expenditures	14,796	20,799	702,069	722,614	722,614	722,614
Ending Balance	692,240	692,054	0	0	0	0

INTERRELATIONSHIPS: Solid Waste Consortium which consists of: Lincoln County and the Cities of Depoe Bay, Lincoln City, Newport, Siletz and Toledo; Oregon DEQ; County Solid Waste Administrator and Lincoln County Solid Waste Disposal District.

LINCOLN COUNTY
FY 2019-20 ANNUAL BUDGET
Fund: 603 AGATE BEACH DISPOSAL SITE CLOSURE FUND

Account #		2016-17 Actual	2017-18 Actual	2018-19 Budget	2019-20 Proposed Budget	2019-20 Approved Budget	2019-20 Adopted Budget
Department: 530 - AGATE BEACH DISPOSAL SITE CLOSURE							
<u>REVENUE</u>							
603-530-32769	SURCHARGE - SOLID WASTE	6,227	8,207	7,500	8,000	8,000	8,000
603-530-36175	INTEREST	7,892	12,406	10,000	15,000	15,000	15,000
603-530-40000	BEGINNING BALANCE	692,917	692,240	684,569	699,614	699,614	699,614
	TOTAL REVENUE	707,036	712,853	702,069	722,614	722,614	722,614
<u>EXPENDITURES</u>							
<u>MATERIALS & SERVICES</u>							
603-530-93901	CONTRACTUAL SERVICES	14,796	20,739	687,069	707,614	707,614	707,614
	TOTAL MATERIALS & SERVICES	14,796	20,739	687,069	707,614	707,614	707,614
<u>CAPITAL OUTLAY</u>							
603-530-97504	POST CLOSURE PROJECTS	-	-	15,000	15,000	15,000	15,000
	TOTAL CAPITAL OUTLAY	-	-	15,000	15,000	15,000	15,000
	<i>TOTAL FUND REVENUE</i>	<i>707,036</i>	<i>712,853</i>	<i>702,069</i>	<i>722,614</i>	<i>722,614</i>	<i>722,614</i>
	<i>TOTAL FUND EXPENDITURES</i>	<i>14,796</i>	<i>20,739</i>	<i>702,069</i>	<i>722,614</i>	<i>722,614</i>	<i>722,614</i>
	<i>ENDING BALANCE</i>	<i>692,240</i>	<i>692,114</i>	<i>-</i>	<i>-</i>	<i>-</i>	<i>-</i>

LINCOLN COUNTY, OREGON
COUNTY COMMONS FACILITIES FUND (607)
A COMMUNITY SERVICES PROGRAM

OBJECTIVE: To fund improvements to the Lincoln County Commons (“Home of the Lincoln County Fair”) facilities through transient room tax revenue designated for this purpose.

WORK PLAN SUMMARY: As determined by the County Commissioners with input from the Community and Fair Board. A Final Master Plan was recently completed after extensive public involvement.

REVENUE AND EXPENDITURE SUMMARY

	Actual	Actual	Budget	Proposed	Approved	Adopted
	<u>2016-17</u>	<u>2017-18</u>	<u>2018-19</u>	<u>2019-20</u>	<u>2019-20</u>	<u>2019-20</u>
Total Revenue	2,145,386	2,674,190	3,019,542	3,499,058	3,499,058	3,499,058
Materials and Services	36,015	140,403	165,000	190,000	190,000	190,000
Capital Outlay	79,079	0	2,655,842	2,969,058	2,969,058	2,969,058
Transfers	0	69,878	198,700	340,000	340,000	340,000
Total Expenditures	115,094	210,281	3,019,542	3,499,058	3,499,058	3,499,058
Ending Balance	2,030,292	2,463,909	0	0	0	0

LINCOLN COUNTY
FY 2019-20 ANNUAL BUDGET
Fund: 607 COUNTY COMMONS FACILITIES FUND

ACCOUNT #		2016-17 Actual	2017-18 Actual	2018-19 Budget	2019-20 Proposed Budget	2019-20 Approved Budget	2019-20 Adopted Budget
Department: 811 - COUNTY COMMONS FACILITIES							
<u>REVENUE</u>							
607-811-31601	TRANSIENT ROOM TAX - FAIR FACILITIES	299,036	328,304	310,000	325,000	325,000	325,000
607-811-31603	TRANSIENT ROOM TAX - ORD 485	248,015	273,949	256,728	275,000	275,000	275,000
607-811-36175	INTEREST	19,669	41,644	38,000	55,000	55,000	55,000
607-811-40000	BEGINNING BALANCE	1,578,666	2,030,292	2,414,814	2,844,058	2,844,058	2,844,058
	TOTAL REVENUE	2,145,386	2,674,190	3,019,542	3,499,058	3,499,058	3,499,058
<u>EXPENDITURES</u>							
<u>MATERIALS & SERVICES</u>							
607-811-93901	CONTRACTUAL SERVICES	23,486	140,403	150,000	175,000	175,000	175,000
607-811-94102	FURNITURE & EQUIP <\$10,000	10,100	-	10,000	10,000	10,000	10,000
607-811-95901	OTHER SUPPLIES	2,429	-	5,000	5,000	5,000	5,000
	TOTAL MATERIALS & SERVICES	36,015	140,403	165,000	190,000	190,000	190,000
<u>CAPITAL OUTLAY</u>							
607-811-97501	STRUCTURES & IMPROVEMENTS	-	-	2,655,842	2,969,058	2,969,058	2,969,058
607-811-98201	EQUIPMENT	79,079	-	-	-	-	-
	TOTAL CAPITAL OUTLAY	79,079	-	2,655,842	2,969,058	2,969,058	2,969,058
<u>TRANSFERS</u>							
607-811-99101	TRANSFER TO GENERAL FUND	-	15,000	23,700	15,000	15,000	15,000
607-811-99203	TRANSFER TO COUNTY COMMONS FUND	-	54,878	175,000	175,000	175,000	175,000
607-811-99219	TRANSFER TO CAPITAL PROJECTS FUND	-	-	-	150,000	150,000	150,000
	TOTAL TRANSFERS	-	69,878	198,700	340,000	340,000	340,000
	TOTAL EXPENDITURES	115,094	210,282	3,019,542	3,499,058	3,499,058	3,499,058
	<i>REVENUE OVER (UNDER) EXPENDITURES</i>	<i>2,030,292</i>	<i>2,463,908</i>	<i>-</i>	<i>-</i>	<i>-</i>	<i>-</i>



**LINCOLN COUNTY TRANSPORTATION SERVICE DISTRICT
FY 2019-20
BUDGET MESSAGE**

This budget portrays the expected financial performance of the Lincoln County Transportation Service District (District) for fiscal year 2019-20 and shows the operations of the District. The District formed in May 1996 as approved by voters in the general election. A tax rate of \$0.0974/\$1,000 of assessed value was approved in the November 1996 general election.

In conformance with Oregon Revised Statutes, Chapter 294, this budget is balanced between its revenue and expenditures. The District is budgeted using the modified accrual basis of accounting, recording revenues at the time they become measurable and available to finance expenditures of the current period and recording expenditures at the time liabilities are incurred. Significant revenues include property taxes and federal and state grants. There are no major changes in financial policies anticipated in this fiscal year. The District is organized into one general operating fund appropriated by the categories of personnel services, materials and services, capital outlay, contingency, and ending balance.

The 2019-20 budget, totaling \$6,452,006, is \$1,449,968 more than the prior year's budget. The fund's contingency is estimated at \$250,000 for the 2019-20 year. With a reserve for future years of \$418,902 and a compensated absence reserve of \$91,765, the District's ending balance is estimated at \$760,667. This amount is 12% of the total fund.

Janice Riessbeck
Budget Officer

LINCOLN COUNTY TRANSPORTATION SERVICE DISTRICT

A COMMUNITY SERVICES PROGRAM

(FUND 204)

OBJECTIVE: To provide a comprehensive transportation program for Lincoln County. Services will include a scheduled stop bus system along the Highway 101 corridor, outlying cities and communities, and ancillary feeder lines available to all residents of the County. In 1996, the Transit Fund was established and incorporated the additional city services, commonly known as “dial-a-ride”, which are aimed at providing a transportation program for the general public and senior and disabled members of the County, enabling them to obtain medical and other services.

REVENUE AND EXPENDITURE SUMMARY

	Actual <u>2016-17</u>	Actual <u>2017-18</u>	Budget <u>2018-19</u>	Proposed <u>2019-20</u>	Approved <u>2019-20</u>	Adopted <u>2019-20</u>
Total Revenue	5,003,906	5,387,056	5,002,038	6,452,006	6,452,006	6,452,006
Total Personal Services	1,197,558	1,288,498	1,772,598	2,116,545	2,116,545	2,116,545
Total Materials & Services	648,781	669,371	848,559	910,352	910,352	910,352
Total Capital Outlay	364,702	330,692	652,500	1,164,442	1,164,442	1,164,442
Transfer to Other Funds	0	0	0	1,500,000	1,500,000	1,500,000
Contingency	0	0	450,000	250,000	250,000	250,000
Total Expenditures	2,211,041	2,288,561	3,723,657	5,941,339	5,941,339	5,941,339
Ending Balance	2,792,865	3,098,495	1,278,381	510,667	510,667	510,667
Full-Time Positions	20.00	20.00	22.00	25.50	25.50	25.50

LINCOLN COUNTY
FY 2019-20 ANNUAL BUDGET
Fund: 204 TRANSPORTATION SERVICE DISTRICT FUND

Account #	Budgeted FTE		2016-17 Actual	2017-18 Actual	2018-19 Budget	2019-20 Proposed Budget	2019-20 Approved Budget	2019-20 Adopted Budget
Department: 115 - TRANSIT ADMINISTRATION								
REVENUE								
204-115-31110		CURRENT YEAR PROPERTY TAX	655,756	683,660	640,000	690,000	690,000	690,000
204-115-31120		PRIOR YEAR PROPERTY TAX	21,219	19,417	15,000	20,000	20,000	20,000
204-115-31210		LAND SALE DISTRIBUTIONS	179	-	-	-	-	-
204-115-33107		5311 OPERATING FUNDS	181,676	729,957	180,000	610,918	610,918	610,918
204-115-33108		5310 CAPITAL GRANTS	315,479	36,115	352,000	395,209	395,209	395,209
204-115-33236		STATEWIDE TRANSPORTATION IMPROVEMENT (STIF)	-	-	200,000	1,274,300	1,274,300	1,274,300
204-115-33510		STATE FORESTRY SALES DISTRIBUTION	6,455	22,339	5,000	10,000	10,000	10,000
204-115-33771		FEDERAL CAPITAL GRANT	-	248,402	-	-	-	-
204-115-33780		STATE STF TRANSFER	141,654	116,140	114,142	115,492	115,492	115,492
204-115-33782		STATE EMPLOYEE ASSESSMENTS	68,396	53,169	60,000	60,000	60,000	60,000
204-115-34940		TRANSIT FEES	135,894	140,531	145,000	145,000	145,000	145,000
204-115-34941		AGENCY PASSES	74,710	84,806	80,000	80,000	80,000	80,000
204-115-34942		NEWPORT SERVICES	90,000	90,000	90,000	90,000	90,000	90,000
204-115-34943		LINCOLN CITY SERVICES	35,000	35,000	35,000	35,000	35,000	35,000
204-115-34944		TRIBAL SERVICE FEES	260,672	260,672	260,672	260,672	260,672	260,672
204-115-34990		OTHER CHARGES FOR SERVICE	1,125	-	500	500	500	500
204-115-36175		INTEREST	32,518	50,421	25,000	35,000	35,000	35,000
204-115-36650		REFUNDS & REIMBURSEMENTS	6,678	19,603	1,000	5,000	5,000	5,000
204-115-36990		MISCELLANEOUS	5,440	3,961	5,000	5,000	5,000	5,000
204-115-40000		BEGINNING BALANCE	2,972,852	2,792,864	2,793,724	2,619,915	2,619,915	2,619,915
TOTAL REVENUE			5,005,702	5,387,058	5,002,038	6,452,006	6,452,006	6,452,006
EXPENDITURES								
PERSONNEL SERVICES								
204-115-90201	1.00	DIRECTOR	98,409	101,220	104,292	112,926	112,926	112,926
204-115-90229	2.00	OPERATIONS SUPERVISOR	128,051	135,023	138,927	134,517	134,517	134,517
204-115-90298	1.00	FIELD SUPERVISOR- TRANSIT	-	47,394	57,871	63,262	63,262	63,262
204-115-90317	19.50	TRANSIT DRIVER	462,866	442,641	591,730	743,878	743,878	743,878
204-115-90325	2.00	TRANSIT DISPATCHER	66,722	65,315	71,752	76,188	76,188	76,188
204-115-90420		ON CALL EMPLOYEE	90,621	115,392	90,000	90,000	90,000	90,000
204-115-90501		OVERTIME	15,283	22,583	40,000	40,000	40,000	40,000
204-115-90504		COMP TIME PAY OFF	-	335	3,000	3,000	3,000	3,000
204-115-90603		TELEPHONE STIPEND	2,520	3,185	3,360	3,360	3,360	3,360
204-115-90604		INTERPRETER STIPEND	840	840	840	840	840	840
204-115-90801		FICA	64,739	69,433	84,286	97,000	97,000	97,000
204-115-90802		401(K) RETIREMENT	85,609	90,224	111,295	129,577	129,577	129,577
204-115-90804		HEALTH INSURANCE	91,347	102,861	309,798	420,453	420,453	420,453
204-115-90805		DENTAL INSURANCE	10,699	10,257	33,747	42,535	42,535	42,535
204-115-90806		LIFE INSURANCE	708	700	1,584	1,872	1,872	1,872
204-115-90807		LTD INSURANCE	6,476	6,795	9,905	11,604	11,604	11,604
204-115-90808		WORKER'S COMPENSATION	41,497	41,454	59,137	70,373	70,373	70,373
204-115-90809		UNEMPLOYMENT	4,352	4,686	2,754	6,340	6,340	6,340
204-115-90810		PEHP	1,560	1,710	2,820	2,820	2,820	2,820
204-115-90812		HEALTH SAVINGS ACCOUNT	25,260	26,450	55,500	66,000	66,000	66,000
25.50		TOTAL PERSONNEL SERVICES	1,197,558	1,288,498	1,772,598	2,116,545	2,116,545	2,116,545
MATERIALS & SERVICES								
204-115-91001		PAYROLL PROCESSING COST	-	-	4,250	5,616	5,616	5,616
204-115-91101		TRAVEL EXPENSE	2,617	3,696	7,500	7,500	7,500	7,500
204-115-91102		FLEET SERVICES	368,696	343,944	390,000	415,000	415,000	415,000
204-115-91201		MEALS & LODGING	621	2,711	6,000	6,000	6,000	6,000
204-115-91401		TELEPHONE	2,919	3,002	5,000	5,000	5,000	5,000
204-115-91501		POSTAGE	231	213	500	500	500	500
204-115-91601		PRINTING & PUBLICATIONS	5,799	6,162	25,409	25,500	25,500	25,500
204-115-92101		EQUIPMENT REPAIR	281	92	4,000	4,000	4,000	4,000
204-115-92801		PROFESSIONAL SERVICES	-	80	5,000	5,000	5,000	5,000
204-115-92802		PROFESSIONAL CONFERENCE	-	-	3,000	5,000	5,000	5,000

LINCOLN COUNTY
FY 2019-20 ANNUAL BUDGET
Fund: 204 TRANSPORTATION SERVICE DISTRICT FUND

Account #	Budgeted FTE	2016-17 Actual	2017-18 Actual	2018-19 Budget	2019-20 Proposed Budget	2019-20 Approved Budget	2019-20 Adopted Budget
Department: 115 - TRANSIT ADMINISTRATION							
204-115-92803	AUDIT EXPENSE	4,750	4,750	5,500	5,500	5,500	5,500
204-115-92807	DOCTORS/EXAMS	1,320	1,340	3,500	7,000	7,000	7,000
204-115-92901	MEMBERSHIP FEES & DUES	2,647	2,077	3,500	3,500	3,500	3,500
204-115-93301	MAINTENANCE AGREEMENTS	-	-	3,000	3,000	3,000	3,000
204-115-93814	SENIOR COMPANION PROGRAM	3,176	-	-	5,000	5,000	5,000
204-115-93901	CONTRACTUAL SERVICES	31,550	43,472	90,000	90,000	90,000	90,000
204-115-93947	TILLAMOOK CONNECTION	26,163	31,034	48,500	48,500	48,500	48,500
204-115-94101	OFFICE SUPPLIES	1,365	1,936	3,500	3,500	3,500	3,500
204-115-94102	FURNITURE & EQUIP < \$10,000	1,174	9,431	9,000	-	-	-
204-115-95102	MEDICAL SUPPLIES	-	150	500	500	500	500
204-115-95202	CONTINUING EDUCATION	-	198	2,500	3,000	3,000	3,000
204-115-95901	OTHER SUPPLIES	4,484	3,177	20,000	10,000	10,000	10,000
204-115-96301	PROPERTY/LIABILITY INSURANCE	121	6,336	4,000	6,336	6,336	6,336
204-115-96302	VEHICLE INSURANCE	26,758	30,787	37,000	38,000	38,000	38,000
204-115-96601	RENTALS OF SPACE	2,400	2,400	2,400	2,400	2,400	2,400
204-115-96901	INDIRECT COST ALLOCATION	161,709	172,383	160,000	200,000	200,000	200,000
204-115-96902	ROAD BILLABLE COSTS	-	-	5,000	5,000	5,000	5,000
TOTAL MATERIALS & SERVICES		648,781	669,371	848,559	910,352	910,352	910,352
<u>CAPITAL OUTLAY</u>							
204-115-98201	EQUIPMENT	-	38,454	82,500	257,000	257,000	257,000
204-115-98301	MOTOR VEHICLES	351,588	292,238	450,000	807,442	807,442	807,442
204-115-98302	BUS STOP SIGNAGE & EQUIPMENT	13,114	-	120,000	100,000	100,000	100,000
TOTAL CAPITAL OUTLAY		364,702	330,692	652,500	1,164,442	1,164,442	1,164,442
<u>TRANSFERS</u>							
204-115-99219	TRANSFER TO CAPITAL PROJECTS FUND	-	-	-	1,500,000	1,500,000	1,500,000
TOTAL TRANSFERS		-	-	-	1,500,000	1,500,000	1,500,000
<u>ENDING BALANCE</u>							
204-115-99501	CONTINGENCY	-	-	450,000	250,000	250,000	250,000
204-115-99601	RESERVE FOR FUTURE EXPENSES	-	-	1,170,431	418,902	418,902	418,902
204-115-99603	COMPENSATED ABSENCES	-	-	107,950	91,765	91,765	91,765
TOTAL ENDING BALANCE		-	-	1,728,381	760,667	760,667	760,667
<i>TOTAL FUND REVENUE</i>		<i>5,005,702</i>	<i>5,387,058</i>	<i>5,002,038</i>	<i>6,452,006</i>	<i>6,452,006</i>	<i>6,452,006</i>
<i>TOTAL FUND EXPENDITURES</i>		<i>2,211,041</i>	<i>2,288,561</i>	<i>5,002,038</i>	<i>6,452,006</i>	<i>6,452,006</i>	<i>6,452,006</i>
<i>ENDING BALANCE</i>		<i>2,794,661</i>	<i>3,098,497</i>	<i>-</i>	<i>-</i>	<i>-</i>	<i>-</i>



**LINCOLN COUNTY SOLID WASTE DISPOSAL SERVICE DISTRICT
FY 2019-20
BUDGET MESSAGE**

This budget portrays the expected financial performance of the Lincoln County Solid Waste Disposal Service District (District) for the fiscal year 2019-20 and shows the operations of the District. The District was formed in accordance with Oregon Revised Statutes (ORS) Chapter 451. The District's functions are to coordinate solid waste management planning throughout the County; to implement waste reduction; to foster recycling education and promotion programs; and to coordinate illegal dumping enforcement, prevention and cleanup.

In conformance with Oregon Revised Statutes, Chapter 294, this budget is balanced between its revenue and expenditures. The District is budgeted using the modified accrual basis of accounting, recording revenues at the time they become measurable and available to finance expenditures of the current period, and recording expenditures at the time liabilities are incurred. This fund is classified as an enterprise fund, relying on a \$4/ton surcharge on Lincoln County waste disposed as its main revenue source. There are no major changes in financial policies anticipated in this fiscal year.

The District budget is comprised of one general operating fund, appropriated by the expenditure categories of personnel services, materials and services, capital outlay, contingency and ending balance. The District's general fund is organized into two departments: one to provide for general District programs; and the other enables increased forest enforcement activities funded as a cooperative public/private effort through the District, the County Sheriff's Department, and the Association of Concerned Landowners.

The 2019-20 budget is \$748,729, \$346,004 more than the prior year's budget. The District's ending balance is comprised of \$4,354 reserved for compensated absences, and a contingency of \$370,285. The combined contingency and ending balance is 50% of the total fund.

Janice Riessbeck
Budget Officer

LINCOLN COUNTY SOLID WASTE SERVICE DISTRICT

A COMMUNITY SERVICES PROGRAM

(FUND 210)

OBJECTIVE: The Solid Waste District (SWD) is a county-wide service district governed by a Board of Directors comprised of the County Board of Commissioners (BOC). The Solid Waste Advisory Committee (SWAC) serves as the District’s advisory body. Its eleven members represent the County, each city, private businesses and citizens. The SWD is funded primarily by a \$4/ton surcharge for all Lincoln County waste disposed.

WORKPLAN SUMMARY: The SWD’s primary functions are to coordinate solid waste management planning throughout the County; implement reuse, recycling, and waste reduction education programs; to provide household hazardous waste collection events; and to coordinate illegal dumping enforcement, prevention and cleanup activities. Current programs include the implementation of waste prevention and recycling programs mandated by state law; the development and coordination of new waste prevention, reuse, recycling, and disposal activities; and expanded educational efforts at all levels of the Oregon Waste Hierarchy. The SWD also serves on the Association of Oregon Counties Solid Waste Sub-Committee.

REVENUE AND EXPENDITURE SUMMARY

	Actual <u>2016-17</u>	Actual <u>2017-18</u>	Budget <u>2018-19</u>	Proposed <u>2019-20</u>	Approved <u>2019-20</u>	Adopted <u>2019-20</u>
Total Revenue	349,572	492,571	402,725	748,729	748,729	748,729
Total Personal Services	115,833	97,583	127,298	134,429	134,429	134,429
Total Materials & Services	126,540	138,478	155,632	239,661	239,661	239,661
Contingency	0	0	114,218	370,285	370,285	370,285
Total Expenditures	242,373	236,061	397,148	744,375	744,375	744,375
Ending Balance	107,199	256,510	5,582	4,354	4,354	4,354
Full-Time Positions	1.00	1.00	1.00	1.00	1.00	1.00

EFFECTIVENESS INDICATORS: Major accomplishments during FY 2018-19 were: 1) implementing an Oregon Green Schools program at Newport Middle School and Sam Case Elementary with support from an Oregon Department of Environmental Quality grant, 2) providing our 10th annual Household Hazardous Waste collection event and 3) completing a 3-year wind resource feasibility study to determine if a commercial scale wind turbine is viable on the central Oregon coast. This third item falls under the role of the Solid Waste Program Manager as the County Sustainability Coordinator.

LINCOLN COUNTY
FY 2019-20 ANNUAL BUDGET
Fund: 210 SOLID WASTE DISPOSAL DISTRICT FUND

Account #	Budgeted FTE		2016-17 Actual	2017-18 Actual	2018-19 Budget	2019-20 Proposed Budget	2019-20 Approved Budget	2019-20 Adopted Budget
Department: 809 - SOLID WASTE FOREST ENFORCEMENT								
REVENUE								
210-809-33150		STATE FOREST ENFORCEMENT GRANT	30,000	27,000	30,000	30,000	30,000	30,000
210-809-34900		USER FEES	20,459	36,730	18,500	17,500	17,500	26,650
210-809-34991		ASSOCIATION OF LANDOWNERS	43,632	27,612	46,000	47,000	47,000	47,000
TOTAL REVENUE			94,090	91,342	94,500	94,500	94,500	103,650
EXPENDITURES								
MATERIALS & SERVICES								
210-809-93901		CONTRACTUAL SERVICES	91,500	91,500	91,500	100,650	100,650	100,650
210-809-94901		GROUNDS & ROADWAYS	9,040	758	3,000	3,000	3,000	3,000
TOTAL MATERIALS & SERVICES			100,540	92,258	94,500	103,650	103,650	103,650
TOTAL DEPARTMENT EXPENDITURES			100,540	92,258	94,500	103,650	103,650	103,650
Department: 810 - SOLID WASTE DISTRICT OPERATIONS								
REVENUE								
210-810-33145		DEQ GRANT	-	12,383	10,359	-	-	-
210-810-34180		COMPOST BIN SALES	552	585	1,000	-	-	-
210-810-34900		USER FEES	165,586	278,680	173,000	266,000	266,000	256,850
210-810-36175		INTEREST	613	1,777	1,500	5,000	5,000	5,000
210-810-36990		MISCELLANEOUS	2,906	605	-	-	-	-
210-810-40000		BEGINNING BALANCE	85,825	107,199	122,366	383,229	383,229	383,229
TOTAL REVENUE			255,482	401,230	308,225	654,229	654,229	645,079
EXPENDITURES								
PERSONNEL SERVICES								
210-810-90231	1.00	SOLID WASTE DISTRICT MANAGER	77,832	65,696	82,365	86,550	86,550	86,550
210-810-90603		TELEPHONE STIPEND	840	840	840	840	840	840
210-810-90801		FICA	5,586	4,243	6,365	6,685	6,685	6,685
210-810-90802		401(K) RETIREMENT	8,654	7,319	9,153	9,613	9,613	9,613
210-810-90804		HEALTH INSURANCE	15,679	13,741	19,351	21,251	21,251	21,251
210-810-90805		DENTAL INSURANCE	2,159	1,744	2,276	2,263	2,263	2,263
210-810-90806		LIFE INSURANCE	37	37	72	72	72	72
210-810-90807		LTD INSURANCE	646	548	851	893	893	893
210-810-90808		WORKER'S COMPENSATION	826	502	2,272	2,285	2,285	2,285
210-810-90809		UNEMPLOYMENT	393	333	208	437	437	437
210-810-90810		PEHP	180	180	540	540	540	540
210-810-90812		HEALTH SAVINGS ACCOUNT	3,000	2,400	3,000	3,000	3,000	3,000
1.00 TOTAL PERSONNEL SERVICES			115,833	97,583	127,293	134,429	134,429	134,429
MATERIALS & SERVICES								
210-810-91001		PAYROLL PROCESSING COST	-	-	152	156	156	156
210-810-91101		TRAVEL EXPENSE	455	897	1,500	1,500	1,500	1,500
210-810-91201		MEALS & LODGING	-	-	200	200	200	200
210-810-91501		POSTAGE	1	1	30	30	30	30
210-810-91601		PRINTING & PUBLICATIONS	468	303	100	1,000	1,000	1,000
210-810-92803		AUDIT EXPENSE	1,850	1,850	1,700	1,700	1,700	1,700
210-810-92901		MEMBERSHIP FEES & DUES	238	285	500	300	300	300
210-810-93901		CONTRACTUAL SERVICES	1,881	19,850	16,000	80,000	80,000	80,000
210-810-93940		HAZARDOUS WASTE MANAGEMENT	15,226	17,606	20,000	20,000	20,000	20,000
210-810-94101		OFFICE SUPPLIES	-	-	100	100	100	100

LINCOLN COUNTY
FY 2019-20 ANNUAL BUDGET
Fund: 210 SOLID WASTE DISPOSAL DISTRICT FUND

Account #	Budgeted FTE	2016-17 Actual	2017-18 Actual	2018-19 Budget	2019-20 Proposed Budget	2019-20 Approved Budget	2019-20 Adopted Budget
210-810-94102	FURNITURE & EQUIP < \$10,000	233	-	2,000	2,000	2,000	2,000
210-810-94103	OPERATING SUPPLIES	291	-	-	-	-	-
210-810-94210	COPIER SERVICES	600	487	300	500	500	500
210-810-95917	COMPOST BINS	-	-	5,500	-	-	-
210-810-95961	SPECIAL PROJECTS	275	451	5,000	5,000	5,000	5,000
210-810-96302	VEHICLE INSURANCE	82	90	-	-	-	-
210-810-96601	RENTALS OF SPACE	2,400	2,400	2,550	2,550	2,550	2,550
210-810-96901	INDIRECT COST ALLOCATION	2,000	2,000	2,000	17,475	17,475	17,475
210-810-96902	ROAD BILLABLE COSTS	-	-	3,500	3,500	3,500	3,500
	TOTAL MATERIALS & SERVICES	26,000	46,220	61,132	136,011	136,011	136,011
	TOTAL DEPARTMENT EXPENDITURES	141,833	143,803	188,425	270,440	270,440	270,440
	<u>ENDING BALANCE</u>						
210-810-99501	CONTINGENCY	-	-	114,218	370,285	370,285	370,285
210-810-99603	COMPENSATED ABSENCES	-	-	5,582	4,354	4,354	4,354
	TOTAL ENDING BALANCE	-	-	119,800	374,639	374,639	374,639
	<i>TOTAL FUND REVENUE</i>	<i>349,572</i>	<i>492,571</i>	<i>402,725</i>	<i>748,729</i>	<i>748,729</i>	<i>748,729</i>
	<i>TOTAL FUND EXPENDITURES</i>	<i>242,373</i>	<i>236,061</i>	<i>402,725</i>	<i>748,729</i>	<i>748,729</i>	<i>748,729</i>
	<i>ENDING BALANCE</i>	<i>107,199</i>	<i>256,510</i>	<i>-</i>	<i>-</i>	<i>-</i>	<i>-</i>



**LINCOLN COUNTY ANIMAL SERVICES DISTRICT
FY 2019-20
BUDGET MESSAGE**

This budget portrays the expected financial performance of the Lincoln County Animal Services District (District) for fiscal year 2019-20 and shows the operations of the District. The District was approved by voters in the general election of November 2012 with a tax rate of \$0.11/\$1,000 of assessed value.

In conformance with Oregon Revised Statutes, Chapter 294, this budget is balanced between its revenue and expenditures. The District is budgeted using the modified accrual basis of accounting, recording revenues at the time they become measurable and available to finance expenditures of the current period, and recording expenditures at the time liabilities are incurred. Significant revenues include property taxes, dog license fees and other Animal Shelter fees. No major changes in financial policies are anticipated for this fiscal year.

The District is organized into one general operating fund appropriated by the categories of personnel services, materials and services, capital outlay, contingency, and ending balance. The District's general fund contains two program departments: one for the activities related to Animal Control, and the second for the operation of the Animal Shelter.

The 2019-20 budget in the amount of \$1,466,336 is \$159,377 more than the prior year's budget. The fund's contingency is estimated at \$281,931 for the 2019-20 fiscal year. The District's ending balance is comprised of this contingency and a reserve for compensated absences of \$31,024. The combined ending balance is 21% of the total fund.

Janice Riessbeck
Budget Officer

LINCOLN COUNTY, OREGON
ANIMAL SERVICES DISTRICT FUND (212)

A PUBLIC SAFETY PROGRAM

OBJECTIVES: To provide a safe haven for abandoned, lost, and surrendered animals in Lincoln County; provide education to the public on animal welfare issues; establish and sustain modern, progressive animal sheltering and adoption programs, and prevent euthanasia of adoptable animals. Further, to expand the animal shelter's reach in its provision and enrichment of the citizens of Lincoln County by coordinating with Sheriff's Office Animal Service Deputies on the enforcement of humane intervention policies and Oregon's animal anti-cruelty laws.

WORK PLAN SUMMARY: This fund is required by law to account for the revenues obtained from the sale of dog licenses and fines imposed for violations of O.R.S. 433.340 to 433.385 and O.R.S. 609.040 to 609.110, and funds collected through a \$0.11/\$1,000 assessed value, permanent tax levy approved by voters in the November, 2012 election. These funds are used to support Animal Shelter operations and Sheriff's Office Animal Services Deputies. Please refer to our website, www.lincolncountysheriff.net/shelter.index.html for a list of programs and services available at the Lincoln County Animal Shelter.

REVENUE AND EXPENDITURE SUMMARY

	Actual <u>2016-17</u>	Actual <u>2017-18</u>	Budget <u>2018-19</u>	Proposed <u>2019-20</u>	Approved <u>2019-20</u>	Adopted <u>2019-20</u>
Total Revenue	1,123,624	1,288,705	1,306,959	1,466,336	1,466,336	1,466,336
Personal Services	600,443	629,544	709,706	747,087	747,087	747,087
Materials and Services	195,398	199,283	268,966	256,294	256,294	256,294
Transfer to Other Funds	0	0	0	150,000	150,000	150,000
Contingency	0	0	300,513	281,931	281,931	281,931
Total Expenditures	795,841	828,827	1,279,185	1,435,312	1,435,312	1,435,312
Ending Balance	327,783	459,878	27,774	31,024	31,024	31,024
Full-Time Positions	8.00	8.00	8.00	9.00	9.00	9.00

INTERRELATIONSHIPS: The cities, towns and unincorporated areas of Lincoln County, Lincoln County Animal Shelter, Lincoln County Animal Services, local veterinarians, and local, state, and national animal welfare organizations.

LINCOLN COUNTY
FY 2019-20 ANNUAL BUDGET
Fund: 212 ANIMAL SERVICES DISTRICT FUND

Account #	Budgeted FTE		2016-17 Actual	2017-18 Actual	2018-19 Budget	2019-20 Proposed Budget	2019-20 Approved Budget	2019-20 Adopted Budget
FUND SUMMARY								
REVENUE								
31XXX		TAXES & LAND SALES	766,946	816,221	808,000	833,178	833,178	833,178
32XXX		PERMITS & FEES	74,038	79,267	79,000	79,000	79,000	79,000
33XXX		INTERGOVERNMENTAL	7,290	25,229	-	3,000	3,000	3,000
35XXX		FINES	-	4,687	-	5,000	5,000	5,000
36XXX		MISCELLANEOUS	44,057	57,598	60,000	65,000	65,000	65,000
40XXX		BEGINNING BALANCE	231,294	327,783	359,959	481,158	481,158	481,158
		TOTAL REVENUE	1,123,624	1,310,785	1,306,959	1,466,336	1,466,336	1,466,336
EXPENDITURES								
		PERSONNEL SERVICES	600,443	629,544	709,706	747,087	747,087	747,087
		MATERIALS & SERVICES	195,398	199,283	268,966	256,294	256,294	256,294
		TRANSFERS TO OTHER FUNDS	-	-	-	150,000	150,000	150,000
		CONTINGENCY	-	-	300,513	281,931	281,931	281,931
		ENDING BALANCE	-	-	27,774	31,024	31,024	31,024
		TOTAL EXPENDITURES	795,841	828,827	1,306,959	1,466,336	1,466,336	1,466,336
		<i>REVENUE OVER(UNDER) EXPENDITURES</i>	<i>327,783</i>	<i>481,958</i>	<i>-</i>	<i>-</i>	<i>-</i>	<i>-</i>
REVENUE BY DEPARTMENT								
213		ANIMAL SERVICES	306,922	358,687	349,708	359,190	359,190	359,190
812		ANIMAL SHELTER	816,702	952,099	957,251	1,107,146	1,107,146	1,107,146
		TOTAL REVENUE	1,123,624	1,310,785	1,306,959	1,466,336	1,466,336	1,466,336
EXPENDITURES BY DEPARTMENT								
213	3.00	ANIMAL SERVICES	292,399	296,149	327,359	338,681	338,681	338,681
812	6.00	ANIMAL SHELTER	503,442	532,678	651,313	814,700	814,700	814,700
812	-	ENDING BALANCE	-	-	328,287	312,955	312,955	312,955
	9.00	TOTAL EXPENDITURES	795,841	828,827	1,306,959	1,466,336	1,466,336	1,466,336
		<i>REVENUE OVER(UNDER) EXPENDITURES</i>	<i>327,783</i>	<i>481,958</i>	<i>-</i>	<i>-</i>	<i>-</i>	<i>-</i>

LINCOLN COUNTY
FY 2019-20 ANNUAL BUDGET
Fund: 212 ANIMAL SERVICES DISTRICT FUND

Account #	Budgeted FTE		2016-17 Actual	2017-18 Actual	2018-19 Budget	2019-20 Proposed Budget	2019-20 Approved Budget	2019-20 Adopted Budget
Department: 213 - SO - ANIMAL CONTROL								
<u>REVENUE</u>								
212-213-31110		CURRENT YEAR PROPERTY TAX	263,318	317,640	319,000	284,665	284,665	284,665
212-213-31120		PRIOR YEAR PROPERTY TAX	9,401	9,665	-	9,850	9,850	9,850
212-213-31210		LAND SALE DISTRIBUTIONS	71	-	-	-	-	-
212-213-32325		SALE OF LICENSES	4,429	4,193	4,000	4,000	4,000	4,000
212-213-33510		STATE FORESTRY SALES DISTRIBUTION	2,551	8,830	-	1,000	1,000	1,000
212-213-36175		INTEREST	1,856	3,836	-	2,000	2,000	2,000
212-213-40000		BEGINNING BALANCE	25,296	14,523	26,708	57,675	57,675	57,675
TOTAL REVENUE			306,922	358,687	349,708	359,190	359,190	359,190
<u>EXPENDITURES</u>								
<u>PERSONNEL SERVICES</u>								
212-213-90328	3.00	ANIMAL CONTROL OFFICER	146,772	153,780	159,866	163,578	163,578	163,578
212-213-90501		OVERTIME	1,840	1,880	2,000	2,000	2,000	2,000
212-213-90504		COMP TIME PAY OFF	1,195	1,481	1,000	1,000	1,000	1,000
212-213-90601		HOLIDAY PAY	966	2,055	2,000	2,000	2,000	2,000
212-213-90602		CLEANING ALLOWANCE	1,800	1,800	1,800	1,800	1,800	1,800
212-213-90603		TELEPHONE STIPEND	1,120	840	840	840	840	840
212-213-90801		FICA	11,225	11,599	12,814	13,098	13,098	13,098
212-213-90802		401(K) RETIREMENT	16,906	17,802	18,426	18,834	18,834	18,834
212-213-90804		HEALTH INSURANCE	36,973	42,494	47,410	52,074	52,074	52,074
212-213-90805		DENTAL INSURANCE	4,124	4,578	4,727	4,707	4,707	4,707
212-213-90806		LIFE INSURANCE	74	74	216	216	216	216
212-213-90807		LTD INSURANCE	1,283	1,349	1,661	1,699	1,699	1,699
212-213-90808		WORKER'S COMPENSATION	3,431	3,245	4,375	4,471	4,471	4,471
212-213-90809		UNEMPLOYMENT	769	809	419	856	856	856
212-213-90812		HEALTH SAVINGS ACCOUNT	9,000	9,000	9,000	9,000	9,000	9,000
3.00 TOTAL PERSONNEL SERVICES			237,478	252,786	266,554	276,173	276,173	276,173
<u>MATERIALS & SERVICES</u>								
212-213-91001		PAYROLL PROCESSING COST	-	-	455	468	468	468
212-213-91101		TRAVEL EXPENSE	755	387	1,000	1,000	1,000	1,000
212-213-91102		FLEET SERVICES	32,742	34,996	39,000	41,400	41,400	41,400
212-213-91201		MEALS & LODGING	6,892	1,989	5,000	2,000	2,000	2,000
212-213-91401		TELEPHONE	1,587	1,738	2,000	1,740	1,740	1,740
212-213-91601		PRINTING & PUBLICATIONS	98	214	-	-	-	-
212-213-92803		AUDIT EXPENSE	2,350	2,350	2,250	2,300	2,300	2,300
212-213-92901		MEMBERSHIP FEES & DUES	-	100	100	100	100	100
212-213-94102		FURNITURE & EQUIP < \$10,000	421	-	1,500	1,500	1,500	1,500
212-213-94104		VEHICLE EQUIPMENT < \$5,000	3,860	150	5,000	5,000	5,000	5,000
212-213-94602		UNIFORMS	3,762	404	2,000	2,000	2,000	2,000
212-213-95202		CONTINUING EDUCATION	2,444	1,006	1,500	1,500	1,500	1,500
212-213-95901		OTHER SUPPLIES	10	30	-	-	-	-
212-213-96302		VEHICLE INSURANCE	-	-	1,000	-	-	-
212-213-96901		INDIRECT COST ALLOCATION	-	-	-	3,500	3,500	3,500
TOTAL MATERIALS & SERVICES			54,921	43,363	60,805	62,508	62,508	62,508
TOTAL DEPARTMENT EXPENDITURES			292,399	296,149	327,359	338,681	338,681	338,681

LINCOLN COUNTY
FY 2019-20 ANNUAL BUDGET
Fund: 212 ANIMAL SERVICES DISTRICT FUND

Account #	Budgeted FTE		2016-17 Actual	2017-18 Actual	2018-19 Budget	2019-20 Proposed Budget	2019-20 Approved Budget	2019-20 Adopted Budget
Department: 812 - ANIMAL SHELTER								
<u>REVENUE</u>								
212-812-31110		CURRENT YEAR PROPERTY TAX	481,746	475,151	479,000	528,663	528,663	528,663
212-812-31120		PRIOR YEAR PROPERTY TAX	12,279	13,765	10,000	10,000	10,000	10,000
212-812-31210		LAND SALES DISTRIBUTION	131	-	-	-	-	-
212-812-32325		SALE OF LICENSES	22,236	24,184	25,000	25,000	25,000	25,000
212-812-32330		ADOPTION FEES	33,680	38,331	35,000	40,000	40,000	40,000
212-812-32350		ANIMAL FEES	13,693	12,560	15,000	10,000	10,000	10,000
212-812-33510		STATE FORESTRY SALES DISTRIBUTION	4,738	16,399	-	2,000	2,000	2,000
212-812-35220		FINES	-	4,687	-	5,000	5,000	5,000
212-812-36135		DONATIONS	18,378	17,797	25,000	25,000	25,000	25,000
212-812-36136		DONATION TRANSFER FROM TRUST	21,535	30,617	35,000	35,000	35,000	35,000
212-812-36175		INTEREST	2,288	5,347	-	3,000	3,000	3,000
212-812-40000		BEGINNING BALANCE	205,998	313,260	333,251	423,483	423,483	423,483
TOTAL REVENUE			816,702	952,099	957,251	1,107,146	1,107,146	1,107,146
<u>EXPENDITURES</u>								
<u>PERSONNEL SERVICES</u>								
212-812-90215	1.00	ANIMAL SERVICES DIRECTOR	67,297	70,504	72,598	79,361	79,361	79,361
212-812-90307	1.00	LEAD ANIMAL CARE SPECIALIST	7,960	44,500	47,085	48,497	48,497	48,497
212-812-90326	4.00	ANIMAL CARE SPECIALIST	139,047	109,874	131,015	154,190	154,190	154,190
212-812-90401		PART TIME < 1040 HRS/YEAR	20,807	17,585	28,390	-	-	-
212-812-90420		ON CALL EMPLOYEE	722	-	-	-	-	-
212-812-90501		OVERTIME	428	2,162	3,000	3,000	3,000	3,000
212-812-90504		COMP TIME PAY OFF	690	675	1,000	1,000	1,000	1,000
212-812-90601		HOLIDAY PAY	1,667	3,137	2,000	2,000	2,000	2,000
212-812-90602		CLEANING ALLOWANCE	2,975	3,000	3,600	3,600	3,600	3,600
212-812-90603		TELEPHONE STIPEND	1,120	2,520	2,520	3,360	3,360	3,360
212-812-90801		FICA	17,974	18,670	22,278	22,568	22,568	22,568
212-812-90802		401(K) RETIREMENT	24,328	26,001	28,910	32,451	32,451	32,451
212-812-90804		HEALTH INSURANCE	50,881	52,419	68,152	85,467	85,467	85,467
212-812-90805		DENTAL INSURANCE	6,657	6,422	7,772	8,862	8,862	8,862
212-812-90806		LIFE INSURANCE	134	136	418	432	432	432
212-812-90807		LTD INSURANCE	1,837	1,973	2,626	2,955	2,955	2,955
212-812-90808		WORKER'S COMPENSATION	5,547	5,230	7,770	7,656	7,656	7,656
212-812-90809		UNEMPLOYMENT	1,213	1,270	728	1,475	1,475	1,475
212-812-90810		PEHP	180	180	540	540	540	540
212-812-90812		HEALTH SAVINGS ACCOUNT	11,500	10,500	12,750	13,500	13,500	13,500
6.00		TOTAL PERSONNEL SERVICES	362,965	376,758	443,152	470,914	470,914	470,914
<u>MATERIALS & SERVICES</u>								
212-812-91001		PAYROLL PROCESSING COST	-	-	911	936	936	936
212-812-91101		TRAVEL EXPENSE	482	2,356	2,000	2,000	2,000	2,000
212-812-91102		FLEET SERVICES	1,119	1,474	1,500	1,500	1,500	1,500
212-812-91201		MEALS & LODGING	(145)	1,659	3,000	3,000	3,000	3,000
212-812-91401		TELEPHONE	386	351	500	500	500	500
212-812-91601		PRINTING & PUBLICATIONS	1,580	1,550	2,500	2,000	2,000	2,000
212-812-92001		UTILITIES	14,740	16,291	15,000	16,500	16,500	16,500
212-812-92803		AUDIT EXPENSE	2,350	2,350	2,250	2,350	2,350	2,350
212-812-92811		VETERINARY SERVICES	7,852	11,307	15,000	15,000	15,000	15,000
212-812-92901		MEMBERSHIP FEES & DUES	1,076	549	1,000	1,000	1,000	1,000
212-812-93301		MAINTENANCE AGREEMENTS	8,730	4,854	10,000	5,000	5,000	5,000
212-812-93901		CONTRACTUAL SERVICES	11,241	12,973	25,000	25,000	25,000	25,000

LINCOLN COUNTY
FY 2019-20 ANNUAL BUDGET
Fund: 212 ANIMAL SERVICES DISTRICT FUND

Account #	Budgeted FTE	2016-17 Actual	2017-18 Actual	2018-19 Budget	2019-20 Proposed Budget	2019-20 Approved Budget	2019-20 Adopted Budget
Department: 812 - ANIMAL SHELTER							
212-812-93945	TRUST MEDICAL EXPENSE	25,296	30,617	35,000	35,000	35,000	35,000
212-812-94101	OFFICE SUPPLIES	502	536	1,000	1,000	1,000	1,000
212-812-94102	FURNITURE & EQUIP < \$10,000	5,011	1,777	5,000	5,000	5,000	5,000
212-812-94103	OPERATING SUPPLIES	724	1,078	2,000	2,000	2,000	2,000
212-812-94210	COPIER SERVICES	2,381	2,718	2,500	2,500	2,500	2,500
212-812-94301	JANITORIAL SUPPLIES	3,014	5,011	5,000	5,000	5,000	5,000
212-812-94602	UNIFORMS	1,730	914	1,500	1,500	1,500	1,500
212-812-94606	PET FOOD	8,723	8,591	20,000	10,000	10,000	10,000
212-812-95104	ANIMAL SUPPLIES	3,937	4,699	4,500	5,000	5,000	5,000
212-812-95105	PHARMACY	34,078	36,911	40,000	40,000	40,000	40,000
212-812-95202	CONTINUING EDUCATION	147	584	1,000	2,000	2,000	2,000
212-812-95901	OTHER SUPPLIES	2,978	3,386	5,000	5,000	5,000	5,000
212-812-95918	COURT CASES	-	276	-	-	-	-
212-812-95942	VOLUNTEER SERVICE EXPENSES	654	588	4,000	2,000	2,000	2,000
212-812-96301	PROPERTY/LIABILITY INSURANCE	1,589	1,611	2,000	2,000	2,000	2,000
212-812-96302	VEHICLE INSURANCE	301	909	1,000	1,000	1,000	1,000
212-812-96901	INDIRECT COST ALLOCATION	-	-	-	-	-	-
	TOTAL MATERIALS & SERVICES	140,477	155,920	208,161	193,786	193,786	193,786
TRANSFERS							
212-812-99219	TRANSFER TO CAPITAL PROJECTS FUND	-	-	-	150,000	150,000	150,000
	TOTAL TRANSFERS	-	-	-	150,000	150,000	150,000
	TOTAL DEPARTMENT EXPENDITURES	503,442	532,678	651,313	814,700	814,700	814,700
ENDING BALANCE							
212-812-99501	CONTINGENCY	-	-	300,513	281,931	281,931	281,931
212-812-99603	COMPENSATED ABSENCES	-	-	27,774	31,024	31,024	31,024
	TOTAL ENDING BALANCE	-	-	328,287	312,955	312,955	312,955
	<i>TOTAL FUND REVENUE</i>	<i>1,123,624</i>	<i>1,310,785</i>	<i>1,306,959</i>	<i>1,466,336</i>	<i>1,466,336</i>	<i>1,466,336</i>
	<i>TOTAL FUND EXPENDITURES</i>	<i>795,841</i>	<i>828,827</i>	<i>1,306,959</i>	<i>1,466,336</i>	<i>1,466,336</i>	<i>1,466,336</i>
	<i>ENDING BALANCE</i>	<i>327,783</i>	<i>481,958</i>	<i>-</i>	<i>-</i>	<i>-</i>	<i>-</i>



**SILETZ AREA ENHANCED LAW ENFORCEMENT SERVICES DISTRICT
FY 2019-20
BUDGET MESSAGE**

This budget portrays the expected financial performance of the Siletz Area Enhanced Law Enforcement Service District (District) for fiscal year 2019-20 and shows the operations of the District. The District was approved by voters in the primary election of May 17, 2016 with a tax rate of \$1.31/\$1,000 of assessed value.

In conformance with Oregon Revised Statutes, Chapter 294, this budget is balanced between its revenue and expenditures. The District is budgeted using the modified accrual basis of accounting, recording revenues at the time they become measurable and available to finance expenditures of the current period, and recording expenditures at the time liabilities are incurred. Significant revenues include property taxes and contributions from the Confederated Tribes of the Siletz. This was a new district in the 2016-17 year and is accounted for as a fund in the Lincoln County accounting system. It is managed as other special districts under the authority of the Lincoln County Board of Commissioners are managed. The District is organized into one general operating fund appropriated by the categories of personnel services, materials and services, capital outlay, contingency, and ending balance. Beginning with this fiscal year, the expenditures for this activity have been rearranged and consolidated with the overall Sheriff's Office patrol operations. No personnel costs or other operating costs are budgeted in this fund for 2019-20. Instead, a lump sum charge from the Sheriff's Office for those services appears in the materials and services category of the fund.

The 2019-20 budget is \$537,929, an increase of \$64,962 from the prior fiscal year. The fund's contingency is estimated at \$196,447 for the 2019-20 fiscal year, which constitutes the fund's anticipated ending balance. The ending balance is 36.5% of the total fund.

Respectfully Submitted,

Janice Riessbeck
Budget Officer

LINCOLN COUNTY, OREGON
SILETZ AREA ENHANCED LAW ENFORCEMENT SERVICE DISTRICT
(230)

DEPARTMENT: Siletz Law Enforcement (230)

A PUBLIC SAFETY PROGRAM

OBJECTIVE: It is the mission of the Lincoln County Sheriff's Office Patrol Division to enhance public safety, reduce the fear and impact of crime and improve quality of life for our community and visitors.

WORK PLAN SUMMARY: Respond to calls for service and take appropriate action. Patrol the Siletz Rural Fire Protection District and enforce all traffic and criminal laws, serve civil process, conduct investigations and make arrests while treating all with dignity and respect. Voluntarily comply with best policies and practices through the Oregon Accreditation Alliance. Embrace the President's Task Force on 21 Century Policing model. A \$1.31/\$1,000 assessed value, property tax, approved by voters in the May 2016 election and contributions by the Confederated Tribes of Siletz Indians support the activities of the District.

REVENUE AND EXPENDITURE SUMMARY

	Actual <u>2016-17</u>	Actual <u>2017-18</u>	Budget <u>2018-19</u>	Proposed <u>2019-20</u>	Approved <u>2019-20</u>	Adopted <u>2019-20</u>
Total Revenue	342,680	412,940	472,967	537,929	537,929	537,929
Personal Services	129,740	223,927	246,511	0	0	0
Materials and Services	42,310	62,917	73,766	341,482	341,482	341,482
Capital Outlay	115,430	0	0	0	0	0
Contingency	0	0	147,900	196,447	196,447	196,447
Total Expenditures	287,480	286,844	468,177	537,929	537,929	537,929
Ending Balance	55,200	126,096	4,790	0	0	0
Full-Time Positions	2.50	2.50	2.50	0.00	0.00	0.00

INTERRELATIONSHIPS: Works closely with the Siletz Area Enhanced Law Enforcement Service District, the City of Siletz, the Confederated Tribe of Siletz Indians, the District Attorney's office, the Trial Court Administrator's office, local police agencies and state police. May work with other municipal, county, state and federal enforcement or regulatory agencies.

BUDGET NOTE: Beginning fiscal year 2019/20, most of this budget will be merged into the County General Fund, Sheriff's Patrol budget. An independent budget worksheet will be completed each year to show the anticipated revenue and expenditure specific to the district. An average cost formula will be used to determine the fair amount assessed

for two (2) full time Patrol Deputies and one half (.5) time Support Services Specialist. An average cost formula will be used to determine the fair amount assessed for fleet costs associated with two (2) patrol vehicles, and other district operational costs. The cost to the district will be shown in this budget as "Sheriff's Office Services." Certain other costs for the district, mainly audit expense and the County General Fund's indirect administrative cost allocation, will continue to be shown as separate expense items in the district budget.

LINCOLN COUNTY
FY 2019-20 ANNUAL BUDGET
Fund: 230 SILETZ AREA ENHANCED LAW ENFORCEMENT DISTRICT FUND

Account #		2016-17 Actual	2017-18 Actual	2018-19 Budget	2019-20 Proposed Budget	2019-20 Approved Budget	2019-20 Adopted Budget
Department: 230 - SILETZ LAW ENFORCEMENT OPERATIONS							
<u>REVENUE</u>							
230-230-31110	CURRENT YEAR PROPERTY TAX	192,110	202,132	200,000	200,000	200,000	200,000
230-230-31120	PRIOR YEAR PROPERTY TAX	-	1,453	-	2,500	2,500	2,500
230-230-33307	CONFEDERATED TRIBES OF THE SILETZ CONTRIBUTIONS	150,524	154,087	154,373	162,092	162,092	162,092
230-230-36175	INTEREST	46	68	75	150	150	150
230-230-40000	BEGINNING BALANCE	-	55,200	118,519	173,187	173,187	173,187
	TOTAL REVENUE	342,680	412,940	472,967	537,929	537,929	537,929
<u>EXPENDITURES</u>							
<u>PERSONNEL SERVICES</u>							
230-230-90322	SUPPORT SERVICES SPECIALIST	8,835	21,958	23,805	-	-	-
230-230-90334	PATROL DEPUTY	60,084	104,646	109,973	-	-	-
230-230-90501	OVERTIME	8,789	9,780	15,000	-	-	-
230-230-90504	COMP TIME PAY OFF	481	719	550	-	-	-
230-230-90601	HOLIDAY PAY	3,579	5,131	6,000	-	-	-
230-230-90602	CLEANING ALLOWANCE	850	1,463	1,500	-	-	-
230-230-90603	TELEPHONE STIPEND	700	1,680	1,680	-	-	-
230-230-90605	EDUCATION INCENTIVE	3,600	4,000	3,600	-	-	-
230-230-90801	FICA	6,470	10,965	12,401	-	-	-
230-230-90802	401(k) RETIREMENT	1,006	2,487	2,651	-	-	-
230-230-90803	RETIREMENT / PERS	9,922	19,013	21,156	-	-	-
230-230-90804	HEALTH INSURANCE	13,926	25,413	29,239	-	-	-
230-230-90805	DENTAL INSURANCE	1,828	3,110	3,317	-	-	-
230-230-90806	LIFE INSURANCE	43	76	180	-	-	-
230-230-90807	LTD INSURANCE	715	1,240	1,437	-	-	-
230-230-90808	WORKER'S COMPENSATION	3,725	6,604	8,367	-	-	-
230-230-90809	UNEMPLOYMENT	435	746	405	-	-	-
230-230-90812	HEALTH SAVINGS ACCOUNT	4,750	4,897	5,250	-	-	-
	TOTAL PERSONNEL SERVICES	129,740	223,927	246,511	-	-	-
<u>MATERIALS & SERVICES</u>							
230-230-91001	PAYROLL PROCESSING COST	-	-	380	-	-	-
230-230-91102	FLEET SERVICES	18,077	28,375	28,770	-	-	-
230-230-91201	MEALS & LODGING	-	177	1,000	-	-	-
230-230-91601	PRINTING & PUBLICATIONS	152	279	-	-	-	-
230-230-92803	AUDIT EXPENSE	-	1,900	2,000	2,000	2,000	2,000
230-230-93901	CONTRACTUAL SERVICES	36	1,039	1,000	-	-	-
230-230-93989	SHERIFF'S OFFICE SERVICES	-	-	-	306,482	306,482	306,482
230-230-94102	FURNITURE & EQUIP <\$10,000	4,223	-	5,000	-	-	-
230-230-94602	UNIFORMS	107	-	1,200	-	-	-
230-230-95202	CONTINUING EDUCATION	-	-	1,000	-	-	-
230-230-95904	AMMUNITION/FIREARMS	2,850	-	1,000	-	-	-
230-230-96302	VEHICLE INSURANCE	-	1,189	1,189	-	-	-
230-230-96901	INDIRECT COST ALLOCATION	16,865	29,959	31,227	33,000	33,000	33,000
	TOTAL MATERIALS & SERVICES	42,310	62,917	73,766	341,482	341,482	341,482
<u>CAPITAL OUTLAY</u>							
230-230-98201	EQUIPMENT	34,350	-	-	-	-	-
230-230-98301	MOTOR VEHICLES	81,079	-	-	-	-	-
	TOTAL CAPITAL OUTLAY	115,430	-	-	-	-	-
<u>ENDING BALANCE</u>							
230-230-99501	CONTINGENCY	-	-	147,900	196,447	196,447	196,447
230-230-99603	COMPENSATED ABSENCES	-	-	4,790	-	-	-
	TOTAL ENDING BALANCE	-	-	152,690	196,447	196,447	196,447
	<i>TOTAL FUND REVENUE</i>	<i>342,680</i>	<i>412,940</i>	<i>472,967</i>	<i>537,929</i>	<i>537,929</i>	<i>537,929</i>
	<i>TOTAL FUND EXPENDITURES</i>	<i>287,480</i>	<i>286,844</i>	<i>472,967</i>	<i>537,929</i>	<i>537,929</i>	<i>537,929</i>
	<i>ENDING BALANCE</i>	<i>55,200</i>	<i>126,096</i>	<i>-</i>	<i>-</i>	<i>-</i>	<i>-</i>



**LINCOLN COUNTY EXTENSION SERVICE DISTRICT
FY 2019-20
BUDGET MESSAGE**

This budget portrays the expected financial performance of the Lincoln County Extension Service District (District) for fiscal year 2019-20 and shows the operations of the District. The Extension Agency for Lincoln County is operated in conjunction with Oregon State University and the Extension Advisory Committee. The District was approved by voters in the general election of November 1988 and has a tax rate of \$0.0451/\$1,000 of assessed value.

In conformance with Oregon Revised Statutes, Chapter 294, this budget is balanced between its revenue and expenditures. The District is budgeted using the modified accrual basis of accounting, recording revenues at the time they become measurable and available to finance expenditures of the current period, and recording expenditures at the time liabilities are incurred. Significant revenues include property taxes. No major changes in financial policies are anticipated for this fiscal year.

The District is organized into one general operating fund appropriated by the categories of materials and services, capital outlay, contingency, and ending balance. No personnel costs are budgeted in this fund. Quarterly payments made to Oregon State University support numerous agency programs. Some small grants flow through this fund to facilitate some programs. Other expenditures, incurred by the County, such as audit and budget preparation costs, plus the District's annual lease payment to the County General Fund are included in the materials and services category of this fund.

The 2019-20 budget in the amount of \$1,040,931, is \$95,657 more than the prior fiscal year. The fund is carrying a contingency of \$250,000, a reserve for future lease payments of \$150,000, and an unappropriated ending balance of \$160,000, comprising a total ending balance of \$560,000. The combined ending balance is 53% of the total fund.

Janice Riessbeck
Budget Officer

LINCOLN COUNTY, OREGON
LINCOLN COUNTY EXTENSION SERVICE DISTRICT FUND (859)

A COMMUNITY SERVICES PROGRAM

OBJECTIVE: The Lincoln County Extension Service District, in conjunction with the Oregon State University (OSU) Extension Services, provides research-based knowledge and education that strengthens our local economy, sustains natural resources, and promotes healthy communities, families, and individuals.

WORK PLAN SUMMARY: With a tax rate of \$0.0451/\$1,000 assessed value, Lincoln County provides a revenue source for Extension program facilitation in Lincoln County. All Extension Service activities, except for a select few expenditures, are accounted for by Oregon State University. The main function of this fund is to pass through collected property tax dollars to OSU to provide educational programs in the community.

REVENUE AND EXPENDITURE SUMMARY

	Actual	Actual	Budget	Proposed	Approved	Adopted
	<u>2016-17</u>	<u>2017-18</u>	<u>2018-19</u>	<u>2019-20</u>	<u>2019-20</u>	<u>2019-20</u>
Total Revenue	775,766	946,242	945,274	1,040,931	1,040,931	1,040,931
Materials and Services	178,529	242,439	625,274	480,931	480,931	480,931
Contingency	0	0	0	250,000	250,000	250,000
Reserve for Future Expense	0	0	320,000	310,000	310,000	310,000
Total Expenditures	178,529	242,439	945,274	1,040,931	1,040,931	1,040,931
Ending Balance	597,237	703,803	0	0	0	0

LINCOLN COUNTY
FY 2019-20 ANNUAL BUDGET
Fund: 859 EXTENSION SERVICE DISTRICT FUND

Account #		2016-17 Actual	2017-18 Actual	2018-19 Budget	2019-20 Proposed Budget	2019-20 Approved Budget	2019-20 Adopted Budget
Department: 820 - EXTENSION DISTRICT OPERATIONS							
<u>REVENUE</u>							
859-820-31110	CURRENT YEAR PROPERTY TAX	303,721	316,585	290,000	300,000	300,000	300,000
859-820-31120	PRIOR YEAR PROPERTY TAX	9,832	8,993	5,000	6,500	6,500	6,500
859-820-31210	LAND SALES DISTRIBUTION	83	-	-	-	-	-
859-820-33179	MISCELLANEOUS EXTENSION GRANTS	-	-	7,500	7,500	7,500	7,500
859-820-33184	SHOP THE DOCK GRANT	7,553	-	-	-	-	-
859-820-33510	STATE FORESTRY SALES DISTRIBUTION	2,989	10,344	3,000	1,400	1,400	1,400
859-820-36175	INTEREST	6,787	13,084	5,000	8,000	8,000	8,000
859-820-40000	BEGINNING BALANCE	445,633	597,236	634,774	717,531	717,531	717,531
	TOTAL REVENUE	776,597	946,242	945,274	1,040,931	1,040,931	1,040,931
<u>EXPENDITURES</u>							
<u>MATERIALS & SERVICES</u>							
859-820-91601	PRINTING & PUBLICATIONS	191	325	1,000	1,500	1,500	1,500
859-820-92801	PROFESSIONAL SERVICES	330	450	600	750	750	750
859-820-92803	AUDIT EXPENSE	1,850	1,900	2,100	2,500	2,500	2,500
859-820-93901	CONTRACTUAL SERVICES	110,000	185,000	552,574	407,181	407,181	407,181
859-820-93917	MISCELLANEOUS GRANT EXPENSE	-	-	7,500	7,500	7,500	7,500
859-820-93939	STEAM GRANT EXPENSE	4,069	-	-	-	-	-
859-820-93970	SHOP THE DOCK GRANT EXPENSE	6,089	1,464	-	-	-	-
859-820-94102	FURNITURE & EQUIP < \$10,000	4,500	1,800	10,000	10,000	10,000	10,000
859-820-96601	RENTALS OF SPACE	51,500	51,500	51,500	51,500	51,500	51,500
	TOTAL MATERIALS & SERVICES	178,529	242,439	625,274	480,931	480,931	480,931
<u>ENDING BALANCE</u>							
859-820-99501	CONTINGENCY	-	-	-	250,000	250,000	250,000
859-820-99604	RESERVE FOR LEASE PAYMENTS	-	-	160,000	150,000	150,000	150,000
859-820-99699	UNAPPROPRIATED ENDING BALANCE	-	-	160,000	160,000	160,000	160,000
	TOTAL ENDING BALANCE	-	-	320,000	560,000	560,000	560,000
	<i>TOTAL FUND REVENUE</i>	<i>776,597</i>	<i>946,242</i>	<i>945,274</i>	<i>1,040,931</i>	<i>1,040,931</i>	<i>1,040,931</i>
	<i>TOTAL FUND EXPENDITURES</i>	<i>178,529</i>	<i>242,439</i>	<i>945,274</i>	<i>1,040,931</i>	<i>1,040,931</i>	<i>1,040,931</i>
	<i>ENDING BALANCE</i>	<i>598,067</i>	<i>703,803</i>	<i>-</i>	<i>-</i>	<i>-</i>	<i>-</i>

**LINCOLN COUNTY
BUDGETED POSITION HISTORY**

		Range	2015-16	2016-17	2017-18	2018-19	2019-20
GENERAL GOVERNMENT							
Board of Commissioners							
	Commissioner	EB	3.00	3.00	3.00	3.00	3.00
Planning & Development							
	Director	23	1.00	1.00	1.00	1.00	1.00
	Building Official	19	1.00	1.00	1.00	1.00	1.00
	Administrative Assistant	15	1.00	1.00	1.00	1.00	1.00
	Inspector/Sanitarian	13-16	3.00	3.00	3.00	3.00	3.00
	Planners	13-16	3.00	2.00	2.00	2.00	2.00
	Permit Specialist	11-12	2.00	3.00	3.00	3.00	3.00
	Total Department		11.00	11.00	11.00	11.00	11.00
Central Administration							
	County Counsel	25	1.00	1.00	1.00	1.00	1.00
	Assistant Counsel	23	1.00	2.00	2.00	2.00	2.00
	Paralegal	15	1.00	1.00	1.00	1.00	1.00
	Public Information Officer	14	1.00	1.00	1.00	1.00	1.00
	Administrative Assistant	14	1.00	1.00	1.00	1.00	1.00
	Total Department		5.00	6.00	6.00	6.00	6.00
Finance							
	Director	23	1.00	1.00	1.00	1.00	1.00
	Assistant Finance Director	19	1.00	1.00	1.00	1.00	1.00
	Accounting Analyst	15	1.00	1.00	1.00	1.00	1.00
	Accounting Specialist	13	1.00	2.00	2.00	2.00	2.00
	Finance/Personnel Assistant	11	0.50	0.00	0.00	0.00	0.00
	Mailroom Clerk	9	0.63	0.88	0.88	0.88	0.88
	Total Department		5.13	5.88	5.88	5.88	5.88
Assessor							
	Assessor	EA1	1.00	1.00	1.00	1.00	1.00
	Chief Appraiser	19	1.00	1.00	1.00	1.00	1.00
	Chief Office Deputy	18	1.00	1.00	1.00	1.00	1.00
	Chief Cartographer	17	1.00	1.00	1.00	1.00	1.00
	Property Appraiser	14-16	9.00	9.00	9.00	9.00	9.00
	Cartographer	12-13	2.00	2.00	2.00	3.00	3.00
	Assessment Specialist	11-12	5.00	5.00	5.00	4.00	4.00
	Total Department		20.00	20.00	20.00	20.00	20.00
County Clerk							
	County Clerk	EA	1.00	1.00	1.00	1.00	1.00
	Chief Deputy Clerk	18	1.00	1.00	1.00	1.00	1.00
	Administrative Assistant	14	1.00	1.00	1.00	1.00	1.00
	Clerk Deputy	12	2.00	2.00	2.00	2.60	3.00
	Total Department		5.00	5.00	5.00	5.60	6.00
Treasurer/Tax Collector							
	Treasurer	EA	1.00	1.00	1.00	1.00	1.00
	Tax and Treasurer Analyst	16	1.00	1.00	1.00	1.00	0.00
	Revenue Specialist	14	1.00	1.00	1.00	1.00	1.00
	Tax Deputy	14	2.00	2.00	2.00	2.00	3.00
	Total Department		5.00	5.00	5.00	5.00	5.00

**LINCOLN COUNTY
BUDGETED POSITION HISTORY**

	Range	2015-16	2016-17	2017-18	2018-19	2019-20
Surveyor						
Surveyor Director	23	0.75	0.75	0.75	0.75	0.75
Deputy Surveyor	19	1.00	1.00	1.00	1.00	1.00
System Administrator	18	1.00	1.00	1.00	1.00	1.00
Staff Land Surveyor	16	1.00	1.00	1.00	0.00	0.00
GIS Analyst	16	0.00	0.00	0.00	2.00	2.00
Office Manager	15	0.00	1.00	1.00	1.00	1.00
Administrative Assistant	13	1.00	0.00	0.00	0.00	0.00
Total Department		4.75	4.75	4.75	5.75	5.75
County Property Management						
Property Specialist	15	0.80	0.00	0.00	0.00	0.00
Information Technology						
Director	23	1.00	1.00	1.00	1.00	1.00
Network Manager	20	1.00	0.00	0.00	0.00	0.00
Systems Administrator	18	1.00	1.00	1.00	1.00	1.00
LLIS Manager	18	1.00	1.00	0.00	0.00	0.00
Associate System Administrator	15	0.00	0.00	1.00	1.00	1.00
Computer Technician	15	2.00	2.00	2.00	2.00	3.00
Support Specialist	13	1.00	1.00	1.00	1.00	1.00
Administrative Assistant	12	0.00	0.88	0.88	1.00	1.00
Total Department		7.00	6.88	6.88	7.00	8.00
Personnel						
Director	23	1.00	1.00	1.00	1.00	1.00
Assistant Personnel Director	19	1.00	1.00	1.00	1.00	0.00
Personnel Generalist	15	1.00	1.00	1.00	1.00	2.00
Personnel Assistant	13	1.00	2.00	2.00	2.00	2.00
Finance/Personnel Assistant	11	0.50	0.00	0.00	0.00	0.00
Total Department		4.50	5.00	5.00	5.00	5.00
Facility Maintenance						
Facilities Supervisor	18	1.00	1.00	1.00	1.00	1.00
Facilities Technician	12	3.00	3.00	4.00	4.00	4.00
Material Supply Clerk/Facilities Technician	12	0.00	0.00	0.00	0.40	0.40
Parks Worker	12	0.67	0.50	0.00	0.00	0.00
Total Department		4.67	4.50	5.00	5.40	5.40
Public Works Department						
Director	24	1.00	1.00	1.00	1.00	1.00
Assistant Director/County Engineer	22	1.00	1.00	1.00	1.00	1.00
Maintenance Supervisor	20	1.00	1.00	1.00	1.00	1.00
Bridge Supervisor	18	1.00	1.00	1.00	1.00	1.00
Fleet Manager	18	1.00	1.00	1.00	1.00	1.00
Mechanic	14	4.00	4.00	4.00	4.00	4.00
Engineering Technician	13	1.00	1.00	1.00	1.00	1.00
Accounting Clerk	13	2.00	2.00	2.00	2.00	2.00
Vegetation Control	13	1.00	1.00	1.00	1.00	1.00
Roads Worker	11-13	17.00	17.00	17.00	17.00	17.00
Inventory Specialist	11	0.60	0.60	0.60	0.80	0.80
Total Department		30.60	30.60	30.60	30.80	30.80
TOTAL GENERAL GOVERNMENT		106.45	107.61	108.11	110.43	111.83

**LINCOLN COUNTY
BUDGETED POSITION HISTORY**

		Range	2015-16	2016-17	2017-18	2018-19	2019-20
PUBLIC SAFETY							
Community Justice/Parole & Probation							
Director	24		0.70	0.70	0.70	0.70	0.70
Supervising Probation Officer	19		2.00	2.00	2.00	2.00	2.00
Clinic Counselor	16		0.00	0.00	0.00	0.00	1.00
Work Crew Foreman	15		2.00	2.00	2.00	2.60	2.00
Senior Parole and Probation Technician	15		0.00	0.00	0.00	0.00	3.00
Parole Officer	15		8.00	8.00	10.00	11.00	11.00
Office Manager	14		1.00	1.00	1.00	1.00	1.00
Parole and Probation Technician	13		1.00	1.75	1.00	1.00	0.00
Parole and Probation Transition Center Techni	13		0.00	0.00	1.50	1.50	0.00
Office Assistant	11		1.00	1.00	1.00	1.00	2.00
	Total Department		15.70	16.45	19.20	20.80	22.70
District Attorney							
District Attorney	ED		1.00	1.00	1.00	1.00	1.00
Chief Deputy District Attorney	23		1.00	1.00	1.00	1.00	1.00
Deputy District Attorney	18-20		8.00	8.00	8.00	9.00	9.00
Administrative Chief	17		1.00	1.00	1.00	1.00	1.00
Investigator	16		1.00	2.00	1.75	1.75	2.00
Digital Forensic Analyst	15		0.00	0.00	0.00	1.00	1.00
Victims Assistance Manager	14		1.00	1.00	1.00	1.00	1.00
Crime Victim Advocate	13		1.60	1.60	1.60	1.60	1.60
Special Programs Coordinator	13		0.50	1.00	1.00	1.00	1.00
Child Support Caseworker	12		2.00	2.00	2.00	2.00	2.00
Executive Assistant	12		1.00	1.00	1.00	1.00	1.00
Legal Secretary	9-11		6.00	7.00	7.00	7.00	8.00
	Total Department		24.10	26.60	26.35	28.35	29.60
Sheriff							
Sheriff	EC		1.00	1.00	1.00	1.00	1.00
Patrol Lieutenant	21		1.00	1.00	1.00	1.00	1.00
Jail Lieutenant	21		1.00	1.00	1.00	1.00	1.00
Administrative Lieutenant	21		1.00	1.00	1.00	1.00	1.00
Support Services Director	18		1.00	1.00	1.00	1.00	1.00
Patrol Sergeant	18		4.00	4.00	5.00	5.00	5.00
Correction Sergeant	18		2.00	2.00	2.00	3.00	3.00
Inmate Counselor	16		1.00	1.00	1.00	1.00	1.00
Pre-Trial Counselor	16		0.00	0.00	0.00	0.00	1.00
Corrections Health Nurse	16		2.00	2.00	2.00	4.00	4.00
Executive Assistant	16		0.00	0.00	0.00	1.00	1.00
Detective	15		3.00	3.00	3.00	3.00	3.00
Corrections Corporal	15		8.00	8.00	8.00	6.00	6.00
Administrative Assistant	13		1.00	1.00	1.00	1.00	1.00
Patrol Deputy	14		13.00	13.00	12.00	12.00	16.00
Patrol Deputy - Waldport	14		2.00	2.00	2.00	2.00	0.00
School Resource Officer	14		0.00	0.00	1.00	1.00	1.00
Forest Deputy	14		1.00	1.00	1.00	1.00	1.00
Marine Deputy	14		2.00	2.00	2.00	2.00	2.00
Correction Officer	14		25.00	25.00	25.00	26.00	28.00

**LINCOLN COUNTY
BUDGETED POSITION HISTORY**

	Range	2015-16	2016-17	2017-18	2018-19	2019-20
Food Service Manager	13	1.00	1.00	1.00	1.00	1.00
Corrections Health LPN	12	2.00	2.00	2.00	0.00	0.00
Office Specialist	11	1.00	1.00	1.00	0.00	0.00
Civil Deputy	11	1.00	1.00	0.00	0.00	0.00
Community Service Patrol Deputy	11	0.00	0.00	0.00	1.00	1.00
Pre-Trial Release Coordinator	11	0.00	0.00	0.00	2.00	2.00
Warrants- Transport Specialist	10	1.00	1.00	1.00	1.00	1.00
Evidence Control Specialist	10	0.00	0.00	1.00	1.00	1.00
Record Technician	10	4.00	4.00	0.00	0.00	0.00
Support Services Technician	10	0.00	0.00	4.50	4.50	5.00
Corrections Health Office Assistant	10	1.00	1.00	1.00	1.00	1.00
Cook	9	2.00	2.00	2.00	2.00	2.00
Total Department		82.00	82.00	83.50	86.50	92.00
Emergency Services						
Emergency Manager	18	1.00	1.00	1.00	1.00	1.00
Assistant Emergency Manager	14	1.00	1.00	1.00	1.00	1.00
Total Department		2.00	2.00	2.00	2.00	2.00
Community Justice/Juvenile Department						
Director	23	0.30	0.30	0.30	0.30	0.30
Assistant Director	20	1.00	1.00	1.00	1.00	1.00
Group Supervisor	18	1.00	1.00	1.00	1.00	2.00
Juvenile Counselor	13-15	15.00	15.00	15.00	15.00	14.00
Administrative Assistant	12	1.00	1.00	1.00	1.00	0.00
Youth Care Specialist	10	0.00	0.00	0.00	0.00	4.00
Office Specialist	10	1.00	1.00	1.00	1.00	1.00
Total Department		19.30	19.30	19.30	19.30	22.30
TOTAL PUBLIC SAFETY		143.10	146.35	150.35	156.95	168.60
COMMUNITY SERVICES						
Veteran's Service						
Veterans Service Officer	16	0.80	0.80	1.00	1.00	1.00
Veteran Service Coordinator	12	0.00	1.00	1.00	1.00	1.00
Administrative Assistant	10	1.00	0.00	0.00	0.80	1.00
Total Department		1.80	1.80	2.00	2.80	3.00
Parks						
Parks Supervisor	17	1.00	1.00	1.00	1.00	1.00
Maintenance Worker	12	1.33	1.50	2.00	2.00	2.00
Watchperson	8	1.00	1.00	1.00	1.00	1.00
Total Department		3.33	3.50	4.00	4.00	4.00
Health and Human Services						
Directors	24	1.00	1.00	1.00	1.00	2.00
Psychiatrist		1.40	1.00	1.50	1.00	0.20
Medical Director	26	0.30	0.30	1.00	1.00	1.30
Physician	26	0.45	1.30	1.00	0.80	0.90
Psychiatric Nurse Practitioner	25	6.60	7.00	8.00	3.00	3.00
Family Nurse Practitioner	23	0.00	0.00	0.00	3.00	3.00

**LINCOLN COUNTY
BUDGETED POSITION HISTORY**

	Range	2015-16	2016-17	2017-18	2018-19	2019-20
Mental Health Division Director	21	1.00	1.00	1.00	0.00	0.00
Policy Analyst	21	0.00	0.00	0.00	1.00	0.00
Public Health Division Director	21	1.00	1.00	1.00	1.00	0.00
Primary Care Division Director	21	1.00	1.00	1.00	1.00	0.00
Nurse Executive	20	0.00	1.00	1.00	1.00	0.00
Deputy Director	19-20	0.00	0.00	0.00	0.00	5.00
Assistant Finance Director - HHS	19	1.00	1.00	1.00	0.00	1.00
Division Manager- Developmental Disabilities	19	0.00	0.00	0.00	1.00	0.00
Program Manager	18-19	11.50	13.00	11.00	10.00	8.00
Quality Utilization Management Coordinator	18	1.00	1.00	1.00	1.00	0.00
Accounting Manager	17	0.00	0.00	0.00	1.00	0.00
Developmental Disabilities Clinical Supervisor	17	0.00	0.00	0.00	0.00	1.00
Personnel Manager	17	0.00	0.00	0.00	1.00	0.00
Clinical Supervisors-BH/PH	17	0.00	0.00	0.00	0.00	5.00
Community Health Nurse	16-18	13.80	15.55	15.80	9.60	15.50
Mental Health Nurse	16	0.00	0.00	0.00	2.00	0.00
Emergency Planner	16	0.00	0.00	0.00	0.00	0.00
Registered Dietician	16	1.00	1.00	0.80	1.00	1.00
Executive Assistant	16	0.00	1.00	1.00	1.00	1.00
Panel Coordinator	16	0.00	0.00	1.00	1.00	1.00
Behavior Health Consultant	16	1.00	1.00	1.00	0.00	0.00
Electronic Health Site Specialist	15	2.00	2.00	2.00	2.00	2.00
Support Staff Supervisor	15	1.00	1.00	1.00	1.00	1.00
Medical Billing Supervisor	15	1.00	1.00	1.00	1.00	1.00
Counselor	14-16	25.00	29.50	33.00	28.00	24.00
Health Educator/Coordinator	14-15	2.00	3.90	4.50	5.00	5.00
DD Service Coordinator	14-15	5.00	6.00	6.00	7.00	7.25
Home Visitor Supervisor	14	0.00	0.00	1.00	1.00	1.00
Care Coordinator	14	0.00	0.00	0.00	3.00	3.00
WIC Coordinator	14	0.00	0.00	1.00	1.00	1.00
Environmental Health Specialist	13-16	2.00	2.00	2.00	2.00	2.50
Mental Health Service Coordinator	13-15	2.00	4.00	4.00	0.00	0.00
Financial Admin Assistant	13	3.00	3.00	3.00	3.00	4.00
Administrative Assistant	12	3.00	2.00	2.00	2.00	2.00
Materials Supply Clerk	12	1.00	2.00	2.00	1.60	1.60
Case Manager	11-13	4.00	6.75	7.00	4.00	7.00
Bookkeeper- Medical Biller	10-12	6.00	6.00	6.00	5.00	5.00
Home Visitor	11	1.00	1.00	1.00	3.00	4.00
Outreach Worker	11	0.00	0.00	0.00	1.00	1.00
Clinic Assistant	11	16.80	17.60	14.00	12.80	15.30
Harm Reduction Worker	10	0.00	0.00	0.00	1.00	1.00
Medical Records Clerk	10	1.00	1.00	1.00	1.00	1.00

**LINCOLN COUNTY
BUDGETED POSITION HISTORY**

	Range	2015-16	2016-17	2017-18	2018-19	2019-20
Office Staff/Assistant	10	17.00	17.00	18.00	19.00	19.00
Van Driver	9	1.00	0.00	0.00	0.00	0.49
Recovery Mentor	8	0.00	0.00	0.00	0.00	0.00
Peer Support Specialist	6	0.00	0.00	0.00	0.00	1.00
Peer Counselor	6	1.96	3.97	3.96	0.00	0.00
Total Department		137.81	157.87	162.56	146.80	159.04
TOTAL COMMUNITY SERVICES		142.94	163.17	168.56	153.60	166.04
TOTAL ALL FUNDS		392.49	417.13	427.02	420.98	446.47
Change from Prior Year		11.75	24.64	9.89	-6.04	25.49
General Government		106.45	107.61	108.11	110.43	111.83
Public Safety		143.10	146.35	150.35	156.95	168.60
Community Services		142.94	163.17	168.56	153.60	166.04
Total Positions		392.49	417.13	427.02	420.98	446.47

**LINCOLN COUNTY
BUDGETED POSITION HISTORY**

		Range	2015-16	2016-17	2017-18	2018-19	2019-20
SPECIAL DISTRICTS							
Transportation Service District							
	Director	23	1.00	1.00	1.00	1.00	1.00
	Operations Supervisor	16	2.00	2.00	2.00	2.00	2.00
	Field Supervisor	16	0.00	0.00	0.00	1.00	1.00
	Dispatcher	9-10	2.00	2.00	2.00	2.00	2.00
	Bus Driver	9-10	15.00	15.00	15.00	16.00	19.50
	Total Department		20.00	20.00	20.00	22.00	25.50
Solid Waste Disposal District							
	Waste Operations Manager	17	1.00	1.00	1.00	1.00	1.00
Animal Services District							
	Animal Shelter Director	16	1.00	1.00	1.00	1.00	1.00
	Animal Services Deputy	11	3.00	3.00	3.00	3.00	3.00
	Lead Animal Care Specialist	10	0.00	0.00	1.00	1.00	1.00
	Animal Care Specialist	8	4.00	4.00	3.00	3.00	4.00
	Total Department		8.00	8.00	8.00	8.00	9.00
Siletz Area Enhanced Law Enforcement District							
	Patrol Deputy	14	0.00	2.00	2.00	2.00	0.00
	Support Services Technician	10	0.00	0.50	0.50	0.50	0.00
	Total Department		0.00	2.50	2.50	2.50	0.00
TOTAL SPECIAL DISTRICTS			29.00	31.50	31.50	33.50	35.50
TOTAL LINCOLN COUNTY & SPECIAL DISTRICTS POSITIONS			421.49	448.63	458.52	454.48	481.97

**LINCOLN COUNTY PAY PLAN
ELECTED OFFICIALS
EFFECTIVE: JULY 1, 2019**

	FIRST TERM	SECOND TERM	THIRD TERM	FOURTH TERM	FIFTH TERM	SIXTH TERM
--	---------------	----------------	---------------	----------------	---------------	---------------

706	Clerk	6728	6939	7155	7379	7610	7843	E01
704	Treasurer	6728	6939	7155	7379	7610	7843	E01
703	Assessor	7066	7284	7513	7745	7989	8235	E05
700	Commissioner	7089	7309	7536	7772	8012	8260	E02
702	Sheriff	8618	8886	9160	9445	9738	10040	E03
701	District Attorney*	1349	1434	1448	1502	1554	1606	E04

** This figure represents the County's supplement to the District Attorney's state salary*

**LINCOLN COUNTY PAY PLAN
APPOINTED DIRECTORS**

Employees will receive an additional 1% over base pay after 10 years of service and an additional 2.5% over base pay after 20 years of service

EFFECTIVE: JULY 1, 2019

RANGE 20	1	2	3	4	5	6	7	8	9	10	11	
BASE	6439	6637	6839	7046	7263	7485	7713	7773	8189	8437	8691	D06
LI10	6503	6703	6907	7116	7336	7559	7790	7850	8271	8521	8778	D07
LI20	6600	6803	7010	7222	7445	7672	7906	7967	8393	8648	8908	D08

No Positions Assigned

*

RANGE 21	1	2	3	4	5	6	7	8	9	10	11	
BASE	6963	7175	7395	7620	7853	8091	8339	8592	8853	9124	9400	D09
LI10	7032	7247	7469	7696	7931	8172	8423	8677	8941	9215	9494	D10
LI20	7137	7354	7580	7810	8049	8294	8548	8806	9074	9352	9635	D11

No Positions Assigned

*

RANGE 22	1	2	3	4	5	6	7	8	9	10	11	
BASE	7530	7759	7997	8240	8370	8749	9017	9290	9572	9864	10163	D12
LI10	7605	7837	8077	8322	8454	8837	9107	9382	9668	9962	10265	D13
LI20	7718	7953	8197	8446	8579	8968	9242	9522	9812	10110	10417	D14

No Positions Assigned

*

RANGE 23	1	2	3	4	5	6	7	8	9	10	11	
BASE	8143	8392	8647	8908	9181	9459	9747	10043	10346	10663	10985	D15
LI10	8224	8476	8733	8997	9273	9553	9844	10143	10450	10770	11095	D16
LI20	8346	8601	8863	9131	9410	9695	9990	10294	10605	10930	11260	D17

- 29 Personnel Director
- 37 Finance Director
- 50 Information Technology Director
- 270 Transit Program Director
- 281 Surveyor
- 369 Planning & Development Director

*
*
*
*
*
*

RANGE 24	1	2	3	4	5	6	7	8	9	10	11	
BASE	8803	9073	9348	9631	9924	10225	10536	10724	11185	11522	11873	D18
LI10	8891	9164	9441	9727	10023	10328	10641	10831	11297	11637	11991	D19
LI20	9023	9300	9582	9872	10172	10481	10799	10992	11464	11810	12169	D20

- 309 Public Works Director
- 185 Community Justice Director
- 520 Health & Human Services Director

*
*
*

RANGE 25	1	2	3	4	5	6	7	8	9	10	11	
BASE	9516	9807	10104	10412	10728	11054	11388	11734	12089	12348	12832	D21
LI10	9611	9905	10205	10516	10835	11164	11502	11852	12210	12472	12960	D22
LI20	9754	10052	10357	10672	10996	11330	11672	12028	12391	12657	13153	D23

73 Legal Counsel

*

RANGE 26	1	2	3	4	5	6	7	8	9	10	11	
BASE	10288	10602	10924	11255	11596	11946	12425	12683	13066	13462	13869	D24
LI10	10391	10708	11034	11367	11712	12066	12549	12810	13196	13597	14008	D25
LI20	10545	10867	11198	11536	11886	12245	12736	13000	13392	13799	14216	D26

No Positions Assigned

*

**LINCOLN COUNTY PAY PLAN
NON-REPRESENTED EMPLOYEES**

Employees will receive an additional 1% over base pay after 10 years of service and an additional 2.5% over base pay after 20 years of service

EFFECTIVE: JULY 1, 2019

RANGE 1		1	2	3	4	5	6	7	8	9	10	11	
1.5	SAL/MTH	1551	1597	1645	1695	1745	1798	1852	1907	1965	2023	2084	N01
1.2	HRLY	8.95	9.22	9.49	9.78	10.07	10.37	10.68	11.00	11.33	11.67	12.02	

No positions assigned

RANGE 2		1	2	3	4	5	6	7	8	9	10	11	
2.5	SAL/MTH	1675	1725	1777	1830	1885	1942	2000	2060	2122	2185	2251	N02
2.2	HRLY	9.66	9.95	10.25	10.56	10.88	11.20	11.54	11.88	12.24	12.61	12.99	

No position assigned

RANGE 3		1	2	3	4	5	6	7	8	9	10	11	
3.5	SAL/MTH	1809	1863	1919	1977	2036	2097	2160	2225	2291	2360	2431	N03
3.2	HRLY	10.44	10.75	11.07	11.40	11.75	12.10	12.46	12.83	13.22	13.62	14.02	

No positions assigned

RANGE 4		1	2	3	4	5	6	7	8	9	10	11	
4.5	SAL/MTH	1954	2012	2073	2135	2199	2265	2333	2403	2475	2549	2625	N04
4.2	HRLY	11.27	11.61	11.96	12.32	12.69	13.07	13.46	13.86	14.28	14.71	15.15	

No positions assigned

RANGE 5		1	2	3	4	5	6	7	8	9	10	11	
5.5	SAL/MTH	2110	2173	2238	2306	2375	2446	2519	2595	2673	2753	2836	N05
5.2	HRLY	12.17	12.54	12.91	13.30	13.70	14.11	14.53	14.97	15.42	15.88	16.36	

No positions assigned

RANGE 6		1	2	3	4	5	6	7	8	9	10	11	
6.5	SAL/MTH	2279	2347	2417	2490	2565	2642	2721	2802	2887	2973	3062	N06
6.2	HRLY	13.15	13.54	13.95	14.37	14.80	15.24	15.70	16.17	16.65	17.15	17.67	

148 Park Attendant-Seasonal
300 Public Works-Seasonal

RANGE 7		1	2	3	4	5	6	7	8	9	10	11	
7.5	SAL/MTH	2461	2535	2611	2689	2770	2853	2939	3027	3117	3211	3307	N07
7.2	HRLY	14.2	14.62	15.06	15.51	15.98	16.46	16.95	17.46	17.99	18.53	19.08	

135 Marine Cadet

RANGE 8		1	2	3	4	5	6	7	8	9	10	11	
8.5	SAL/MTH	2658	2738	2820	2904	2991	3081	3174	3269	3367	3468	3572	N08
8.2	HRLY	15.33	15.79	16.27	16.76	17.26	17.78	18.31	18.86	19.42	20.01	20.61	

40 Clerical District Attorney- On Call
44 Clerk Deputy-On Call
140 Animal Care Office Specialist-Part Time
228 Victim's Assistant-Temporary
243 Animal Shelter Volunteer-Outreach Coordinator
341 Restitution Clerk-Part Time

**LINCOLN COUNTY PAY PLAN
NON-REPRESENTED EMPLOYEES**

Employees will receive an additional 1% over base pay after 10 years of service and an additional 2.5% over base pay after 20 years of service

EFFECTIVE: JULY 1, 2019

RANGE 9		1	2	3	4	5	6	7	8	9	10	11	
9.5	SAL/MTH	2870	2957	3045	3137	3231	3328	3427	3530	3636	3745	3858	N09
9.2	HRLY	16.56	17.06	17.57	18.10	18.64	19.20	19.77	20.37	20.98	21.61	22.26	

034 Client Services Driver- Part Time
128 Cook-Part Time
157 Transit Driver- On Call
339 Transit Dispatcher- On Call

RANGE 10		1	2	3	4	5	6	7	8	9	10	11	
10.5	SAL/MTH	3100	3193	3289	3388	3489	3594	3702	3813	3927	4045	4166	N10
10.2	HRLY	17.89	18.42	18.97	19.54	20.13	20.73	21.36	22.00	22.66	23.34	24.04	

252 Support Services Specialist- On Call

RANGE 11		1	2	3	4	5	6	7	8	9	10	11	
11.5	SAL/MTH	3348	3449	3552	3659	3768	3881	3998	4118	4241	4369	4500	N11
11.2	HRLY	19.32	19.90	20.49	21.11	21.74	22.39	23.06	23.76	24.47	25.20	25.96	
L110	SAL/MTH	3382	3483	3588	3695	3806	3920	4038	4159	4284	4412	4545	N12
11.2	HRLY	19.51	20.09	20.70	21.32	21.96	22.62	23.30	23.99	24.71	25.46	26.22	
L120	SAL/MTH	3432	3535	3641	3750	3863	3978	4098	4221	4347	4478	4612	N13
11.2	HRLY	19.80	20.39	21.00	21.63	22.28	22.95	23.64	24.35	25.08	25.83	26.61	

63-1 Tax Deputy-Seasonal
262 Administrative Assistant- Veterans Services *

RANGE 12		1	2	3	4	5	6	7	8	9	10	11	
12.5	SAL/MTH	3616	3724	3836	3951	4070	4192	4318	4447	4581	4718	4860	N14
12.2	HRLY	20.86	21.49	22.13	22.80	23.48	24.18	24.91	25.66	26.43	27.22	28.04	
L110	SAL/MTH	3652	3762	3875	3991	4110	4234	4361	4492	4626	4765	4908	N15
12.2	HRLY	21.07	21.70	22.35	23.02	23.71	24.43	25.16	25.91	26.69	27.49	28.32	
L120	SAL/MTH	3706	3818	3932	4050	4172	4297	4426	4558	4695	4836	4981	N16
12.2	HRLY	21.38	22.02	22.69	23.37	24.07	24.79	25.53	26.30	27.09	27.90	28.74	

26 Executive Assistant-DA
216 Administrative Assistant-Juvenile
237 Administrative Assistant-Primary Care
246 Senior Deputy Clerk-On Call
265 Veterans Service Coordinator
285 Administrative Assistant- IT
345 Skills Trainer- Part Time
574 Administrative Assistant-Behavioral Health

**LINCOLN COUNTY PAY PLAN
NON-REPRESENTED EMPLOYEES**

Employees will receive an additional 1% over base pay after 10 years of service and an additional 2.5% over base pay after 20 years of service

EFFECTIVE: JULY 1, 2019

RANGE 13		1	2	3	4	5	6	7	8	9	10	11	
13.5	SAL/MTH	3905	4022	4143	4267	4395	4527	4663	4803	4947	5095	5248	N17
13.2	HRLY	22.53	23.21	23.90	24.62	25.36	26.12	26.90	27.71	28.54	29.40	30.28	
LI10	SAL/MTH	3944	4063	4185	4310	4439	4573	4710	4851	4997	5146	5301	N18
13.2	HRLY	22.76	23.44	24.14	24.87	25.61	26.38	27.17	27.99	28.83	29.69	30.58	
LI20	SAL/MTH	4003	4123	4247	4374	4505	4640	4780	4923	5071	5223	5380	N19
13.2	HRLY	23.09	23.79	24.50	25.23	25.99	26.77	27.57	28.40	29.25	30.13	31.04	

- 4 Personnel Assistant
- 10 Parole & Probation Technician-On Call
- 35 Accounting Specialist
- 42 Financial Administrative Assistant
- 63-2 Deputy Treasurer-Seasonal
- 92 Financial Clerk-Road
- 116 Administrative Assistant- Sheriff
- 117 RMS Report Technician-On Call
- 120 Grant Administrator
- 125 Food Service Manager
- 159 Parole & Probation Technician
- 165 Juvenile Facility Counselor-On Call
- 276 Special Programs Coordinator
- 286 Parole & Probation Transition Center Technician
- 303 Engineering Technician 2
- 340 GED Proctor

RANGE 14		1	2	3	4	5	6	7	8	9	10	11	
14.5	SAL/MTH	4218	4344	4475	4609	4747	4889	5036	5187	5343	5503	5668	N20
14.2	HRLY	24.33	25.06	25.81	26.59	27.39	28.21	29.05	29.93	30.82	31.75	32.70	
LI10	SAL/MTH	4260	4388	4519	4655	4794	4938	5086	5239	5396	5558	5725	N21
14.2	HRLY	24.58	25.31	26.07	26.85	27.66	28.49	29.35	30.23	31.13	32.07	33.03	
LI20	SAL/MTH	4323	4453	4586	4724	4866	5012	5162	5317	5476	5641	5810	N22
14.2	HRLY	24.94	25.69	26.46	27.25	28.07	28.91	29.78	30.67	31.59	32.54	33.52	

- 17 Executive Assistant-Board of Commissioners
- 19 Office Manager- Community Corrections
- 41 Administrative Assistant-Clerk
- 43 Victim's Assistance Case Manager-Supervisor
- 88 Public Information Officer I
- 168 Deputy Sheriff -Temporary
- 189 Plumbing Inspector -On Call
- 280 Corrections Deputy- On Call
- 288 WIC Coordinator
- 291 Home Visitor Supervisor
- 365 Tax Accounting Specialist- Part Time No Benefits

**LINCOLN COUNTY PAY PLAN
NON-REPRESENTED EMPLOYEES**

Employees will receive an additional 1% over base pay after 10 years of service and an additional 2.5% over base pay after 20 years of service

EFFECTIVE: JULY 1, 2019

RANGE 15		1	2	3	4	5	6	7	8	9	10	11	
15.5	SAL/MTH	4555	4692	4832	4977	5127	5281	5439	5602	5770	5943	6122	N23
15.2	HRLY	26.28	27.07	27.88	28.72	29.58	30.46	31.38	32.32	33.29	34.29	35.32	
LI10	SAL/MTH	4601	4739	4881	5027	5178	5333	5493	5658	5828	6003	6183	N24
15.2	HRLY	26.54	27.34	28.16	29.00	29.87	30.77	31.69	32.64	33.62	34.63	35.67	
LI20	SAL/MTH	4669	4809	4953	5102	5255	5413	5575	5742	5914	6092	6275	N25
15.2	HRLY	26.94	27.74	28.58	29.43	30.32	31.23	32.16	33.13	34.12	35.15	36.20	

- 16 Personnel Generalist *
- 32 Accounting Analyst *
- 32-1 Accounting Analyst-HHS *
- 33 Office Manager-Planning *
- 72 Paralegal *
- 106 Background Investigator - On Call
- 225 Medical Billing Supervisor *
- 273 Electronics Health Records Site Specialist
- 297 Associate System Administrator *
- 306 Field Supervisor-Transit *
- 315 Office- Property Manager Surveyor *
- 348 Administrative Manager *
- 358 Senior Parole and Probation Technician
- 405 Work Crew Foreman
- 510 Support Services Supervisor *

RANGE 16		1	2	3	4	5	6	7	8	9	10	11	
16.5	SAL/MTH	4919	5067	5219	5376	5537	5703	5874	6050	6232	6419	6611	N26
16.2	HRLY	28.38	29.23	30.11	31.01	31.94	32.90	33.89	34.91	35.95	37.03	38.14	
LI10	SAL/MTH	4969	5118	5271	5429	5592	5760	5933	6111	6294	6483	6677	N27
16.2	HRLY	28.67	29.53	30.41	31.32	32.26	33.23	34.23	35.25	36.31	37.40	38.52	
LI20	SAL/MTH	5042	5194	5350	5510	5675	5846	6021	6202	6388	6579	6777	N28
16.2	HRLY	29.09	29.96	30.86	31.79	32.74	33.72	34.74	35.78	36.85	37.96	39.10	

- 66 Tax and Treasurer Analyst *
- 149 Animal Services Director *
- 190 Electrical Inspector- On Call
- 211 Executive Assistant-HHS *
- 236 Operations Supervisor -Transit *
- 259 Veterans Service Officer *
- 277 Community Health Nurse 2- Float
- 287 Combination Inspector- On Call
- 306 Field Supervisor-Transit *
- 320 Geographic Information System Analyst
- 342 Executive Assistant-Sheriff *
- 364 Senior Planner-Part Time

**LINCOLN COUNTY PAY PLAN
NON-REPRESENTED EMPLOYEES**

Employees will receive an additional 1% over base pay after 10 years of service and an additional 2.5% over base pay after 20 years of service

EFFECTIVE: JULY 1, 2019

RANGE 17		1	2	3	4	5	6	7	8	9	10	11	
17.5	SAL/MTH	5313	5472	5637	5806	5980	6159	6344	6534	6730	6932	7140	N29
17.2	HRLY	30.65	31.57	32.52	33.49	34.50	35.53	36.60	37.70	38.83	39.99	41.19	
LI10	SAL/MTH	5366	5527	5693	5864	6040	6221	6407	6600	6798	7002	7212	N30
17.5	HRLY	30.96	31.89	32.84	33.83	34.84	35.89	36.97	38.08	39.22	40.39	41.61	
LI20	SAL/MTH	5446	5609	5778	5951	6129	6313	6503	6698	6899	7106	7319	N31
17.5	HRLY	31.42	32.36	33.33	34.33	35.36	36.42	37.52	38.64	39.80	40.99	42.22	

20 Administrative Chief	*
255 Parks Operation Supervisor	*
310 Accounting Manager-HHS	*
324 Cartographer Supervisor	*
325 Developmental Disabilities Clinical Supervisor	*
355 Behavioral Health Clinical Supervisor	*
362 Communicable Disease Program Supervisor	*
556 Solid Waste District Manager	*

RANGE 18		1	2	3	4	5	6	7	8	9	10	11	
18.5	SAL/MTH	5738	5910	6088	6270	6458	6652	6852	7057	7269	7487	7712	N32
18.2	HRLY	33.1	34.10	35.12	36.17	37.26	38.38	39.53	40.71	41.94	43.19	44.49	
LI10	SAL/MTH	5795	5969	6148	6333	6523	6719	6920	7128	7342	7562	7789	N33
18.2	HRLY	33.44	34.44	35.47	36.54	37.63	38.76	39.92	41.12	42.35	43.63	44.93	
LI20	SAL/MTH	5882	6058	6240	6427	6620	6818	7023	7234	7451	7674	7904	N34
18.2	HRLY	33.93	34.95	36.00	37.08	38.19	39.34	40.52	41.73	42.98	44.27	45.60	

47 Chief Deputy Clerk	*
52 Systems Administrator	*
107 Sergeant- Patrol	
123 Sergeant- Corrections	
231 Juvenile Department Supervisor	*
249 Emergency Manager	*
263 Bridge Permits Supervisor	*
264 Health Promotion Program Manager	*
284 Program Manager- Lincoln Community Health Center	*
328 Community Health Program Manager	*
329 Chief Office Deputy	*
409 Facilities Supervisor	*
434 Fleet Manager	*
504-2 Community Health Nurse 4- MCH Program Manager	*
544 Environmental Health Program Manager	*
563-1 Behavioral Health Program Manager-Adult Mental Health Outpatient	*
563-3 Behavioral Health Program Manager-Co-Occurring Disorders	*
563-5 Behavioral Health Program Manager-Child and Family Services	*
563-6 Behavioral Health Program Manager- Crisis Services	*
570 Quality and Utilization Management Coordinator	*

**LINCOLN COUNTY PAY PLAN
NON-REPRESENTED EMPLOYEES**

Employees will receive an additional 1% over base pay after 10 years of service and an additional 2.5% over base pay after 20 years of service

EFFECTIVE: JULY 1, 2019

RANGE 19		1	2	3	4	5	6	7	8	9	10	11	
19.5	SAL/MTH	6197	6383	6575	6772	6975	7184	7400	7622	7850	8086	8328	N35
19.2	HRLY	35.75	36.83	37.93	39.07	40.24	41.45	42.69	43.97	45.29	46.65	48.05	
LI10	SAL/MTH	6259	6447	6640	6839	7045	7256	7474	7698	7929	8167	8412	N36
19.2	HRLY	36.11	37.19	38.31	39.46	40.64	41.86	43.12	44.41	45.74	47.12	48.53	
LI20	SAL/MTH	6352	6543	6739	6941	7149	7364	7585	7812	8047	8288	8537	N37
19.2	HRLY	36.65	37.75	38.88	40.04	41.25	42.48	43.76	45.07	46.42	47.82	49.25	

- 179 Building Official *
- 218 Parole and Probation Supervisor *
- 239 Assistant Finance Director *
- 256 Assistant Finance Director- HHS *
- 268 Assistant Personnel Director *
- 275 Support Services Director *
- 316 Deputy Surveyor *
- 337 Chief Appraiser *
- 352 Deputy Director of Developmental Disabilities *
- 569-1 Division Manager-Developmental Disabilities *

RANGE 20		1	2	3	4	5	6	7	8	9	10	11	
20.5	SAL/MTH	6693	6894	7100	7314	7533	7759	7992	8231	8478	8733	8995	N38
20.2	HRLY	38.61	39.77	40.96	42.19	43.46	44.76	46.11	47.49	48.91	50.38	51.89	
LI10	SAL/MTH	6760	6963	7171	7387	7608	7836	8072	8314	8563	8820	9085	N39
20.2	HRLY	39	40.17	41.37	42.62	43.89	45.21	46.57	47.96	49.40	50.88	52.41	
LI20	SAL/MTH	6860	7066	7278	7496	7721	7953	8191	8437	8690	8951	9220	N40
20.2	HRLY	39.58	40.77	41.99	43.25	44.55	45.88	47.26	48.68	50.14	51.64	53.19	

- 203 Community Justice Assistant Director-Juvenile Division *
- 282 Nurse Executive- Lincoln Community Health Center *
- 349 Deputy Director *
- 415 Road Maintenance Supervisor *

RANGE 21		1	2	3	4	5	6	7	8	9	10	11	
21.5	SAL/MTH	7228	7445	7669	7899	8136	8380	8631	8890	9157	9431	9714	N41
21.2	HRLY	41.7	42.95	44.24	45.57	46.94	48.34	49.79	51.29	52.83	54.41	56.04	
LI10	SAL/MTH	7301	7520	7745	7978	8217	8463	8717	8979	9248	9526	9811	N42
21.2	HRLY	42.12	43.38	44.68	46.02	47.41	48.83	50.29	51.80	53.35	54.96	56.60	
LI20	SAL/MTH	7409	7631	7860	8096	8339	8589	8847	9112	9386	9667	9957	N43
21.2	HRLY	42.74	44.03	45.35	46.71	48.11	49.55	51.04	52.57	54.15	55.77	57.44	

- 104 Lieutenant-Administrative *
- 109 Lieutenant- Patrol *
- 126 Lieutenant-Corrections *
- 360 Behavioral Health Policy Analyst *
- 566 Division Director-Public Health Services *
- 575 Division Director-Behavioral Health Services *
- 584 Division Director-Community Health Center *

**LINCOLN COUNTY PAY PLAN
NON-REPRESENTED EMPLOYEES**

Employees will receive an additional 1% over base pay after 10 years of service and an additional 2.5% over base pay after 20 years of service

EFFECTIVE: JULY 1, 2019

RANGE 22		1	2	3	4	5	6	7	8	9	10	11	
22.5	SAL/MTH	7807	8041	8282	8530	8786	9050	9321	9601	9889	10186	10491	N45
22.2	HRLY	45.04	46.39	47.78	49.21	50.69	52.21	53.78	55.39	57.05	58.76	60.53	
L110	SAL/MTH	7885	8121	8365	8616	8874	9140	9415	9697	9988	10288	10596	N46
22.2	HRLY	45.49	46.85	48.26	49.71	51.20	52.73	54.32	55.95	57.62	59.35	61.13	
L120	SAL/MTH	8002	8242	8489	8744	9006	9276	9555	9841	10136	10440	10754	N47
22.2	HRLY	46.16	47.55	48.98	50.44	51.96	53.52	55.12	56.78	58.48	60.23	62.04	

307 Assistant Public Works Director-County Engineer

*

RANGE 23		1	2	3	4	5	6	7	8	9	10	11	
23.5	SAL/MTH	8431	8684	8945	9213	9489	9774	10067	10369	10680	11001	11331	N48
23.2	HRLY	48.64	50.10	51.60	53.15	54.75	56.39	58.08	59.82	61.62	63.47	65.37	
L110	SAL/MTH	8515	8771	9034	9305	9584	9872	10168	10473	10787	11111	11444	N49
23.2	HRLY	49.13	50.60	52.12	53.68	55.29	56.95	58.66	60.42	62.23	64.10	66.02	
L120	SAL/MTH	8642	8901	9168	9443	9727	10018	10319	10628	10947	11276	11614	N50
23.2	HRLY	49.86	51.35	52.89	54.48	56.11	57.80	59.53	61.32	63.16	65.05	67.00	

71 Assistant Legal Counsel

*

79 Chief Deputy District Attorney

*

354 Family Nurse Practitioner

*

RANGE 24		1	2	3	4	5	6	7	8	9	10	11	
24.5	SAL/MTH	9106	9379	9660	9950	10248	10556	10873	11199	11535	11881	12237	N51
24.2	HRLY	52.53	54.11	55.73	57.40	59.13	60.90	62.73	64.61	66.55	68.54	70.60	
L110	SAL/MTH	9197	9473	9757	10049	10351	10661	10981	11311	11650	12000	12360	N52
24.2	HRLY	53.06	54.65	56.29	57.98	59.72	61.51	63.35	65.25	67.21	69.23	71.31	
L120	SAL/MTH	9333	9613	9902	10199	10505	10820	11144	11479	11823	12178	12543	N53
24.2	HRLY	53.85	55.46	57.12	58.84	60.60	62.42	64.29	66.22	68.21	70.26	72.36	

No positions assigned

*

RANGE 25		1	2	3	4	5	6	7	8	9	10	11	
25.5	SAL/MTH	9834	10129	10433	10746	11068	11400	11742	12095	12457	12831	13216	N54
25.2	HRLY	56.73	58.44	60.19	62.00	63.86	65.77	67.74	69.78	71.87	74.03	76.25	
L110	SAL/MTH	9932	10230	10537	10853	11179	11514	11860	12216	12582	12960	13348	N55
25.2	HRLY	57.3	59.02	60.79	62.62	64.49	66.43	68.42	70.47	72.59	74.77	77.01	
L120	SAL/MTH	10080	10382	10694	11015	11345	11685	12036	12397	12769	13152	13547	N56
25.2	HRLY	58.15	59.90	61.69	63.55	65.45	67.42	69.44	71.52	73.67	75.88	78.15	

357 Psychiatric Mental Health Nurse Practitioner

*

RANGE 26		1	2	3	4	5	6	7	8	9	10	11	
26.5	SAL/MTH	10621	10939	11268	11606	11954	12312	12682	13062	13454	13858	14273	N57
26.2	HRLY	61.27	63.11	65.01	66.96	68.96	71.03	73.16	75.36	77.62	79.95	82.35	
L110	SAL/MTH	10727	11049	11380	11722	12073	12436	12809	13193	13589	13996	14416	N58
26.2	HRLY	61.89	63.74	65.66	67.63	69.65	71.74	73.90	76.11	78.40	80.75	83.17	
L120	SAL/MTH	10886	11213	11549	11896	12253	12620	12999	13389	13790	14204	14630	N59
26.2	HRLY	62.81	64.69	66.63	68.63	70.69	72.81	74.99	77.24	79.56	81.95	84.41	

588 Family Practice Physician-Community Health Center

*

599-1 Medical Director (+10%)

*

599-2 Medical Director (+10%)-Part Time

*

LINCOLN COUNTY PAY PLAN
LINCOLN COUNTY EMPLOYEES ASSOCIATION (LCEA) GENERAL UNIT

Employees will receive an additional 1% over base pay after 10 years of service and an additional 2.5% over base pay after 20 years of service

EFFECTIVE: JULY 1, 2019

RANGE 1		1	2	3	4	5	6	7	8	9	10	11	
1.5	SAL/MTH	1551	1597	1645	1695	1745	1798	1852	1907	1965	2023	2084	L01
1.2	HRLY	8.95	9.22	9.49	9.78	10.07	10.37	10.68	11.00	11.33	11.67	12.02	

No Positions Assigned

RANGE 2		1	2	3	4	5	6	7	8	9	10	11	
2.5	SAL/MTH	1675	1725	1777	1830	1885	1942	2000	2060	2122	2185	2251	L02
2.2	HRLY	9.66	9.95	10.25	10.56	10.88	11.20	11.54	11.88	12.24	12.61	12.99	

No Positions Assigned

RANGE 3		1	2	3	4	5	6	7	8	9	10	11	
3.5	SAL/MTH	1809	1863	1919	1977	2036	2097	2160	2225	2291	2360	2431	L03
3.2	HRLY	10.44	10.75	11.07	11.40	11.75	12.10	12.46	12.83	13.22	13.62	14.02	

No Positions Assigned

RANGE 4		1	2	3	4	5	6	7	8	9	10	11	
4.5	SAL/MTH	1954	2012	2073	2135	2199	2265	2333	2403	2475	2549	2625	L04
4.2	HRLY	11.27	11.61	11.96	12.32	12.69	13.07	13.46	13.86	14.28	14.71	15.15	

No Positions Assigned

RANGE 5		1	2	3	4	5	6	7	8	9	10	11	
5.5	SAL/MTH	2110	2173	2238	2306	2375	2446	2519	2595	2673	2753	2836	L05
5.2	HRLY	12.17	12.54	12.91	13.30	13.70	14.11	14.53	14.97	15.42	15.88	16.36	

No Positions Assigned

RANGE 6		1	2	3	4	5	6	7	8	9	10	11	
6.5	SAL/MTH	2279	2347	2417	2490	2565	2642	2721	2802	2887	2973	3062	L06
6.2	HRLY	13.15	13.54	13.95	14.37	14.80	15.24	15.70	16.17	16.65	17.15	17.67	

No Positions Assigned

RANGE 7		1	2	3	4	5	6	7	8	9	10	11	
7.5	SAL/MTH	2461	2535	2611	2689	2770	2853	2939	3027	3117	3211	3307	L07
7.2	HRLY	14.20	14.62	15.06	15.51	15.98	16.46	16.95	17.46	17.99	18.53	19.08	

No Positions Assigned

RANGE 8		1	2	3	4	5	6	7	8	9	10	11	
8.5	SAL/MTH	2658	2738	2820	2904	2991	3081	3174	3269	3367	3468	3572	L08
8.2	HRLY	15.33	15.79	16.27	16.76	17.26	17.78	18.31	18.86	19.42	20.01	20.61	
LI10	SAL/MTH	2684	2765	2848	2933	3021	3112	3205	3301	3401	3503	3608	L09
8.2	HRLY	15.49	15.95	16.43	16.92	17.43	17.95	18.49	19.05	19.62	20.21	20.81	
LI20	SAL/MTH	2724	2806	2890	2977	3066	3158	3253	3351	3451	3555	3661	L10
8.2	HRLY	15.72	16.19	16.67	17.17	17.69	18.22	18.77	19.33	19.91	20.51	21.12	

301 Recovery Mentor- Co-Occurring Disorders
459 Park Watchperson

LINCOLN COUNTY PAY PLAN
LINCOLN COUNTY EMPLOYEES ASSOCIATION (LCEA) GENERAL UNIT

Employees will receive an additional 1% over base pay after 10 years of service and an additional 2.5% over base pay after 20 years of service

EFFECTIVE: JULY 1, 2019

RANGE 9		1	2	3	4	5	6	7	8	9	10	11	
9.5	SAL/MTH	2870	2957	3045	3137	3231	3328	3427	3530	3636	3745	3858	L11
9.2	HRLY	16.56	17.06	17.57	18.10	18.64	19.20	19.77	20.37	20.98	21.61	22.26	
LI10	SAL/MTH	2899	2986	3076	3168	3263	3361	3462	3566	3673	3783	3896	L12
9.2	HRLY	16.73	17.23	17.74	18.28	18.83	19.39	19.97	20.57	21.19	21.82	22.48	
LI20	SAL/MTH	2942	3030	3121	3215	3312	3411	3513	3619	3727	3839	3954	L13
9.2	HRLY	16.97	17.48	18.01	18.55	19.10	19.68	20.27	20.88	21.50	22.15	22.81	

250 Mail Clerk

RANGE 10		1	2	3	4	5	6	7	8	9	10	11	
10.5	SAL/MTH	3100	3193	3289	3388	3489	3594	3702	3813	3927	4045	4166	L14
10.2	HRLY	17.89	18.42	18.97	19.54	20.13	20.73	21.36	22.00	22.66	23.34	24.04	
LI10	SAL/MTH	3131	3225	3322	3421	3524	3630	3739	3851	3966	4085	4208	L15
10.2	HRLY	18.06	18.61	19.16	19.74	20.33	20.94	21.57	22.22	22.88	23.57	24.28	
LI20	SAL/MTH	3178	3273	3371	3472	3576	3684	3794	3908	4025	4146	4270	L16
10.2	HRLY	18.33	18.88	19.45	20.03	20.63	21.25	21.89	22.55	23.22	23.92	24.64	

- 22 Legal Secretary 2-Case Manager
- 137 Legal Secretary 2-Post Conviction
- 138 Legal Secretary 2-Trial Secretary
- 139 Legal Secretary 2-Data Support
- 207 Office Specialist- Community Justice
- 283 Office Assistant 2- HHS Health Records
- 327 Harm Reduction Worker
- 507-1 Office Assistant 2 - Mental Health Secretary
- 524-2 Bookkeeper 1- Payee Program
- 524-3 Bookkeeper -Office Assistant 2
- 526 Office Assistant 2 - Child & Family
- 527 Office Assistant 2 - Environmental Health
- 529-1 Office Assistant 2 - Lincoln City Health Center
- 529-2 Office Assistant 2 - Public Health
- 531-1 Office Assistant 2 - Mental Health
- 531-3 Office Assistant 2 - Intellectual & Developmental Disabilities

LINCOLN COUNTY PAY PLAN
LINCOLN COUNTY EMPLOYEES ASSOCIATION (LCEA) GENERAL UNIT

Employees will receive an additional 1% over base pay after 10 years of service and an additional 2.5% over base pay after 20 years of service

EFFECTIVE: JULY 1, 2019

RANGE 11		1	2	3	4	5	6	7	8	9	10	11	
11.5	SAL/MTH	3348	3449	3552	3659	3768	3881	3998	4118	4241	4369	4500	L17
11.2	HRLY	19.32	19.90	20.49	21.11	21.74	22.39	23.06	23.76	24.47	25.20	25.96	
LI10	SAL/MTH	3382	3483	3588	3695	3806	3920	4038	4159	4284	4412	4545	L18
11.2	HRLY	19.51	20.09	20.70	21.32	21.96	22.62	23.30	23.99	24.71	25.46	26.22	
LI20	SAL/MTH	3432	3535	3641	3750	3863	3978	4098	4221	4347	4478	4612	L19
11.2	HRLY	19.80	20.39	21.00	21.63	22.28	22.95	23.64	24.35	25.08	25.83	26.61	

- 23 Senior Legal Secretary
- 82 Deed Specialist
- 86 Assessment Specialist 2
- 144 Home Visitor
- 146 Clinic Assistant 2-WIC-Intrepreter
- 182 Permit Specialist
- 205 Office Assistant 2
- 257 Outreach and Enrollment Assistance Worker
- 299 Property Appraiser Trainee
- 410 Inventory Specialist
- 532-3 Clinic Assistant 2-Certified Medical Assistant- LCHC-SBHC
- 535-6 Clinic Assistant 2-School Based Health Center
- 577-1 Case Manager 1-QMHA

RANGE 12		1	2	3	4	5	6	7	8	9	10	11	
12.5	SAL/MTH	3616	3724	3836	3951	4070	4192	4318	4447	4581	4718	4860	L20
12.2	HRLY	20.86	21.49	22.13	22.80	23.48	24.18	24.91	25.66	26.43	27.22	28.04	
LI10	SAL/MTH	3652	3762	3875	3991	4110	4234	4361	4492	4626	4765	4908	L21
12.2	HRLY	21.07	21.70	22.35	23.02	23.71	24.43	25.16	25.91	26.69	27.49	28.32	
LI20	SAL/MTH	3706	3818	3932	4050	4172	4297	4426	4558	4695	4836	4981	L22
12.2	HRLY	21.38	22.02	22.69	23.37	24.07	24.79	25.53	26.30	27.09	27.90	28.74	

- 25 Caseworker Child Support
- 49 Senior Deputy Clerk
- 87 Assessment Specialist 3
- 153 Cartographic Technician 1
- 234 Permit Technician
- 331 Property Appraiser 1
- 347 Facilities Technician 1A HHS Logistics Clerk
- 452 Facilities Technician 1
- 457 Park Maintenance Worker
- 517 Material Supply Clerk
- 519 Medical Biller 2

LINCOLN COUNTY PAY PLAN
LINCOLN COUNTY EMPLOYEES ASSOCIATION (LCEA) GENERAL UNIT

Employees will receive an additional 1% over base pay after 10 years of service and an additional 2.5% over base pay after 20 years of service

EFFECTIVE: JULY 1, 2019

RANGE 13		1	2	3	4	5	6	7	8	9	10	11	
13.5	SAL/MTH	3905	4022	4143	4267	4395	4527	4663	4803	4947	5095	5248	L23
13.2	HRLY	22.53	23.21	23.90	24.62	25.36	26.12	26.90	27.71	28.54	29.40	30.28	
LI10	SAL/MTH	3944	4063	4185	4310	4439	4573	4710	4851	4997	5146	5301	L24
13.2	HRLY	22.76	23.44	24.14	24.87	25.61	26.38	27.17	27.99	28.83	29.69	30.58	
LI20	SAL/MTH	4003	4123	4247	4374	4505	4640	4780	4923	5071	5223	5380	L25
13.2	HRLY	23.09	23.79	24.50	25.23	25.99	26.77	27.57	28.40	29.25	30.13	31.04	

- 18 Crime Victim Advocate
- 54 User Support Specialist
- 65 Tax Clerk 2-Property Tax Deputy
- 80 Personal Property Specialist
- 233 Juvenile Facility Counselor 1
- 322 Cartographer Technician 2
- 451 Facilities Technician 2
- 542 Environmental Health Specialist Trainee
- 552-1 Case Manager 2-QHMA

RANGE 14		1	2	3	4	5	6	7	8	9	10	11	
14.5	SAL/MTH	4218	4344	4475	4609	4747	4889	5036	5187	5343	5503	5668	L26
14.2	HRLY	24.33	25.06	25.81	26.59	27.39	28.21	29.05	29.93	30.82	31.75	32.70	
LI10	SAL/MTH	4260	4388	4519	4655	4794	4938	5086	5239	5396	5558	5725	L27
14.2	HRLY	24.58	25.31	26.07	26.85	27.66	28.49	29.35	30.23	31.13	32.07	33.03	
LI20	SAL/MTH	4323	4453	4586	4724	4866	5012	5162	5317	5476	5641	5810	L28
14.2	HRLY	24.94	25.69	26.46	27.25	28.07	28.91	29.78	30.67	31.59	32.54	33.52	

- 60 Tax Accounting Specialist
- 68 Treasurer Accounting Clerk
- 173 Structural Inspector
- 174 Plumbing Inspector
- 198 Clinic Counselor 3- Community Care Coordinator
- 201 Juvenile Counselor 1
- 232 Juvenile Facility Counselor 2
- 323 Lead Digital Cartographer
- 332 Property Appraiser 2
- 343 Panel Coordinator
- 361 Planner 2
- 514-3 Health Education Specialist
- 553-1 Clinical Counselor 3-Substance Abuse
- 586 Developmental Disabilities Service Coordinator 3

LINCOLN COUNTY PAY PLAN
LINCOLN COUNTY EMPLOYEES ASSOCIATION (LCEA) GENERAL UNIT

Employees will receive an additional 1% over base pay after 10 years of service and an additional 2.5% over base pay after 20 years of service

EFFECTIVE: JULY 1, 2019

RANGE 15		1	2	3	4	5	6	7	8	9	10	11	
15.5	SAL/MTH	4555	4692	4832	4977	5127	5281	5439	5602	5770	5943	6122	L29
15.2	HRLY	26.28	27.07	27.88	28.72	29.58	30.46	31.38	32.32	33.29	34.29	35.32	
LI10	SAL/MTH	4601	4739	4881	5027	5178	5333	5493	5658	5828	6003	6183	L30
15.2	HRLY	26.54	27.34	28.16	29.00	29.87	30.77	31.69	32.64	33.62	34.63	35.67	
LI20	SAL/MTH	4669	4809	4953	5102	5255	5413	5575	5742	5914	6092	6275	L31
15.2	HRLY	26.94	27.74	28.58	29.43	30.32	31.23	32.16	33.13	34.12	35.15	36.20	

- 53 Computer Technician
- 202 Juvenile Counselor 2
- 267 Developmental Disabilities Eligibility Specialist *
- 295 Clinical Counselor 4- Crisis Team *
- 338 Developmental Disabilities Assessment and Investigation Screening Coordinator *
- 351 Digital Forensic Analyst
- 458 Maintenance Technician Crew Leader
- 561-1 Clinical Counselor 4-QMHP *
- 561-3 Clinical Counselor 4-Addictions/Co-Occurring Disorders-QMHP *
- 561-5 Clinical Counselor 4-QMHP ACT Team *
- 587 Developmental Disabilities Service Coordinator 4-Adult Services Coordinator *

RANGE 16		1	2	3	4	5	6	7	8	9	10	11	
16.5	SAL/MTH	4919	5067	5219	5376	5537	5703	5874	6050	6232	6419	6611	L32
16.2	HRLY	28.38	29.23	30.11	31.01	31.94	32.90	33.89	34.91	35.95	37.03	38.14	
LI10	SAL/MTH	4969	5118	5271	5429	5592	5760	5933	6111	6294	6483	6677	L33
16.2	HRLY	28.67	29.53	30.41	31.32	32.26	33.23	34.23	35.25	36.31	37.40	38.52	
LI20	SAL/MTH	5042	5194	5350	5510	5675	5846	6021	6202	6388	6579	6777	L34
16.2	HRLY	29.09	29.96	30.86	31.79	32.74	33.72	34.74	35.78	36.85	37.96	39.10	

- 105-1 Detective - District Attorney
- 136 Community Health Nurse 2-MCH
- 175 Electrical Inspector
- 176 Combination Inspector 1
- 191 Mental Health Nurse
- 279 Behavioral Health Consultant *
- 289 Registered Dietician
- 294 Investigator- Domestic Violence and Sexual Assault
- 296 Clinical Counselor 5- Crisis Team *
- 333 Property Appraiser 3
- 334 Sales Data Analyst
- 363 Senior Planner
- 366 Digital Forensic Analyst 2
- 502-1 Community Health Nurse 2
- 502-2 Community Health Nurse 2-LCHC
- 502-3 Community Health Nurse 2- Nurse Family Partnership
- 502-4 Community Health Nurse 2-Public Health
- 502-8 Community Health Nurse 2-VA and LCHC
- 538 Environmental Health Specialist
- 562-1 Clinical Counselor 5-QMHP *
- 562-3 Clinical Counselor 5- Addictions/ Co-Occurring Disorders-QMHP *
- 562-5 Clinical Counselor 5- QMHP Act Team *

LINCOLN COUNTY PAY PLAN
LINCOLN COUNTY EMPLOYEES ASSOCIATION (LCEA) GENERAL UNIT

Employees will receive an additional 1% over base pay after 10 years of service and an additional 2.5% over base pay after 20 years of service

EFFECTIVE: JULY 1, 2019

RANGE 17		1	2	3	4	5	6	7	8	9	10	11	
17.5	SAL/MTH	5313	5472	5637	5806	5980	6159	6344	6534	6730	6932	7140	L35
17.2	HRLY	30.65	31.57	32.52	33.49	34.50	35.53	36.60	37.70	38.83	39.99	41.19	
LI10	SAL/MTH	5366	5527	5693	5864	6040	6221	6407	6600	6798	7002	7212	L36
17.2	HRLY	30.96	31.89	32.84	33.83	34.84	35.89	36.97	38.08	39.22	40.39	41.61	
LI20	SAL/MTH	5446	5609	5778	5951	6129	6313	6503	6698	6899	7106	7319	L37
17.2	HRLY	31.42	32.36	33.33	34.33	35.36	36.42	37.52	38.64	39.80	40.99	42.22	

162 Senior Environmental Health Specialist
181 Combination Inspector 2

RANGE 18		1	2	3	4	5	6	7	8	9	10	11	
18.5	SAL/MTH	5738	5910	6088	6270	6458	6652	6852	7057	7269	7487	7712	L38
18.2	HRLY	33.10	34.10	35.12	36.17	37.26	38.38	39.53	40.71	41.94	43.19	44.49	
LI10	SAL/MTH	5795	5969	6148	6333	6523	6719	6920	7128	7342	7562	7789	L39
18.2	HRLY	33.44	34.44	35.47	36.54	37.63	38.76	39.92	41.12	42.35	43.63	44.93	
LI20	SAL/MTH	5882	6058	6240	6427	6620	6818	7023	7234	7451	7674	7904	L40
18.2	HRLY	33.93	34.95	36.00	37.08	38.19	39.34	40.52	41.73	42.98	44.27	45.60	

No positions assigned

RANGE 19		1	2	3	4	5	6	7	8	9	10	11	
19.5	SAL/MTH	6197	6383	6575	6772	6975	7184	7400	7622	7850	8086	8328	L41
19.2	HRLY	35.75	36.83	37.93	39.07	40.24	41.45	42.69	43.97	45.29	46.65	48.05	
LI10	SAL/MTH	6259	6447	6640	6839	7045	7256	7474	7698	7929	8167	8412	L42
19.2	HRLY	36.11	37.19	38.31	39.46	40.64	41.86	43.12	44.41	45.74	47.12	48.53	
LI20	SAL/MTH	6352	6543	6739	6941	7149	7364	7585	7812	8047	8288	8537	L43
19.2	HRLY	36.65	37.75	38.88	40.04	41.25	42.48	43.76	45.07	46.42	47.82	49.25	

No positions assigned

RANGE 20		1	2	3	4	5	6	7	8	9	10	11	
20.5	SAL/MTH	6693	6894	7100	7314	7533	7759	7992	8231	8478	8733	8995	L44
20.2	HRLY	38.61	39.77	40.96	42.19	43.46	44.76	46.11	47.49	48.91	50.38	51.89	
LI10	SAL/MTH	6760	6963	7171	7387	7608	7836	8072	8314	8563	8820	9085	L45
20.2	HRLY	39.00	40.17	41.37	42.62	43.89	45.21	46.57	47.96	49.40	50.88	52.41	
LI20	SAL/MTH	6860	7066	7278	7496	7721	7953	8191	8437	8690	8951	9220	L46
20.2	HRLY	39.58	40.77	41.99	43.25	44.55	45.88	47.26	48.68	50.14	51.64	53.19	

No positions assigned

RANGE 21		1	2	3	4	5	6	7	8	9	10	11	
21.5	SAL/MTH	7228	7445	7669	7899	8136	8380	8631	8890	9157	9431	9714	L47
21.2	HRLY	41.70	42.95	44.24	45.57	46.94	48.34	49.79	51.29	52.83	54.41	56.04	
LI10	SAL/MTH	7301	7520	7745	7978	8217	8463	8717	8979	9248	9526	9811	L48
21.2	HRLY	42.12	43.38	44.68	46.02	47.41	48.83	50.29	51.80	53.35	54.96	56.60	
LI20	SAL/MTH	7409	7631	7860	8096	8339	8589	8847	9112	9386	9667	9957	L49
21.2	HRLY	42.74	44.03	45.35	46.71	48.11	49.55	51.04	52.57	54.15	55.77	57.44	

No positions assigned

LINCOLN COUNTY PAY PLAN
LINCOLN COUNTY EMPLOYEES ASSOCIATION (LCEA) GENERAL UNIT

Employees will receive an additional 1% over base pay after 10 years of service and an additional 2.5% over base pay after 20 years of service

EFFECTIVE: JULY 1, 2019

RANGE 22		1	2	3	4	5	6	7	8	9	10	11	
22.5	SAL/MTH	7807	8041	8282	8530	8786	9050	9321	9601	9889	10186	10491	L50
22.2	HRLY	45.04	46.39	47.78	49.21	50.69	52.21	53.78	55.39	57.05	58.76	60.53	
LI10	SAL/MTH	7885	8121	8365	8616	8874	9140	9415	9697	9988	10288	10596	L51
22.2	HRLY	45.49	46.85	48.26	49.71	51.20	52.73	54.32	55.95	57.62	59.35	61.13	
LI20	SAL/MTH	8002	8242	8489	8744	9006	9276	9555	9841	10136	10440	10754	L52
22.2	HRLY	46.16	47.55	48.98	50.44	51.96	53.52	55.12	56.78	58.48	60.23	62.04	

No Positions Assigned

RANGE 23		1	2	3	4	5	6	7	8	9	10	11	
23.5	SAL/MTH	8431	8684	8945	9213	9489	9774	10067	10369	10680	11001	11331	L53
23.2	HRLY	48.64	50.10	51.60	53.15	54.75	56.39	58.08	59.82	61.62	63.47	65.37	
LI10	SAL/MTH	8515	8771	9034	9305	9584	9872	10168	10473	10787	11111	11444	L54
23.2	HRLY	49.13	50.60	52.12	53.68	55.29	56.95	58.66	60.42	62.23	64.10	66.02	
LI20	SAL/MTH	8642	8901	9168	9443	9727	10018	10319	10628	10947	11276	11614	L55
23.2	HRLY	49.86	51.35	52.89	54.48	56.11	57.80	59.53	61.32	63.16	65.05	67.00	

515 Family Nurse Practitioner-LCHC

*

RANGE 24		1	2	3	4	5	6	7	8	9	10	11	
24.5	SAL/MTH	9106	9379	9660	9950	10248	10556	10873	11199	11535	11881	12237	
24.2	HRLY	52.53	54.11	55.73	57.40	59.13	60.90	62.73	64.61	66.55	68.54	70.60	L56
LI10	SAL/MTH	9197	9473	9757	10049	10351	10661	10981	11311	11650	12000	12360	L57
24.2	HRLY	53.06	54.65	56.29	57.98	59.72	61.51	63.35	65.25	67.21	69.23	71.31	
LI20	SAL/MTH	9333	9613	9902	10199	10505	10820	11144	11479	11823	12178	12543	L58
24.2	HRLY	53.85	55.46	57.12	58.84	60.60	62.42	64.29	66.22	68.21	70.26	72.36	

No Positions Assigned

*

RANGE 25		1	2	3	4	5	6	7	8	9	10	11	
25.5	SAL/MTH	9834	10129	10433	10746	11068	11400	11742	12095	12457	12831	13216	L59
25.2	HRLY	56.73	58.44	60.19	62.00	63.86	65.77	67.74	69.78	71.87	74.03	76.25	
LI10	SAL/MTH	9932	10230	10537	10853	11179	11514	11860	12216	12582	12960	13348	L60
25.2	HRLY	57.30	59.02	60.79	62.62	64.49	66.43	68.42	70.47	72.59	74.77	77.01	
LI20	SAL/MTH	10080	10382	10694	11015	11345	11685	12036	12397	12769	13152	13547	L61
25.2	HRLY	58.15	59.90	61.69	63.55	65.45	67.42	69.44	71.52	73.67	75.88	78.15	

521-1 Psychiatric Mental Health Nurse Practitioner

*

RANGE 26		1	2	3	4	5	6	7	8	9	10	11	
26.5	SAL/MTH	10621	10939	11268	11606	11954	12312	12682	13062	13454	13858	14273	L62
26.2	HRLY	61.27	63.11	65.01	66.96	68.96	71.03	73.16	75.36	77.62	79.95	82.35	
LI10	SAL/MTH	10727	11049	11380	11722	12073	12436	12809	13193	13589	13996	14416	L63
26.2	HRLY	61.89	63.74	65.66	67.63	69.65	71.74	73.90	76.11	78.40	80.75	83.17	
LI20	SAL/MTH	10886	11213	11549	11896	12253	12620	12999	13389	13790	14204	14630	L64
26.2	HRLY	62.81	64.69	66.63	68.63	70.69	72.81	74.99	77.24	79.56	81.95	84.41	

No Positions Assigned

*

**LINCOLN COUNTY PAY PLAN
LINCOLN COUNTY EMPLOYEES ASSOCIATION (LCEA) TRANSIT**

Employees will receive an additional 1% over base pay after 10 years of service and an additional 2.5% over base pay after 20 years of service

EFFECTIVE: JULY 1, 2019

		1	2	3	4	5	6	7	8	9	10	11	
BASE													
9.5	SAL/MTH	2944	3032	3123	3217	3313	3413	3515	3621	3729	3841	3956	T07
9.2	Hourly	16.98	17.49	18.02	18.56	19.12	19.69	20.28	20.89	21.51	22.16	22.82	
LI 10	SAL/MTH	2973	3062	3154	3249	3346	3447	3550	3657	3766	3879	3996	T08
9.2	Hourly	17.15	17.67	18.20	18.74	19.31	19.89	20.48	21.10	21.73	22.38	23.05	
LI 20	SAL/MTH	3017	3108	3201	3297	3396	3498	3603	3711	3822	3937	4055	T09
9.2	Hourly	17.41	17.93	18.47	19.02	19.59	20.18	20.79	21.41	22.05	22.71	23.39	

5 Dispatcher

		1	2	3	4	5	6	7	8	9	10	11	
BASE													
9.5	SAL/MTH	2899	2986	3075	3167	3263	3360	3461	3565	3672	3782	3896	T10
9.2	Hourly	16.72	17.22	17.74	18.27	18.82	19.39	19.97	20.57	21.18	21.82	22.47	
LI 10	SAL/MTH	2928	3016	3106	3199	3295	3394	3496	3601	3709	3820	3935	T11
9.2	Hourly	16.89	17.40	17.92	18.46	19.01	19.58	20.17	20.77	21.40	22.04	22.70	
LI 20	SAL/MTH	2971	3060	3152	3247	3344	3444	3548	3654	3764	3877	3993	T12
9.2	Hourly	17.14	17.66	18.19	18.73	19.29	19.87	20.47	21.08	21.71	22.37	23.04	

9 Driver

		1	2	3	4	5	6	7	8	9	10	11	
BASE													
10.5	SAL/MTH	3131	3225	3322	3422	3524	3630	3739	3851	3967	4086	4208	T13
10.2	Hourly	18.07	18.61	19.17	19.74	20.33	20.94	21.57	22.22	22.88	23.57	24.28	
LI 10	SAL/MTH	3163	3258	3355	3456	3560	3666	3776	3890	4006	4127	4250	T14
10.2	Hourly	18.25	18.79	19.36	19.94	20.54	21.15	21.79	22.44	23.11	23.81	24.52	
LI 20	SAL/MTH	3210	3306	3405	3507	3612	3721	3833	3947	4066	4188	4314	T15
10.2	Hourly	18.52	19.07	19.64	20.23	20.84	21.47	22.11	22.77	23.46	24.16	24.89	

183 Lead Dispatcher

184 Driver-Trainer

**LINCOLN COUNTY PAY PLAN
LINCOLN COUNTY EMPLOYEES ASSOCIATION (LCEA) ROADS**

Employees will receive an additional 1% over base pay after 10 years of service and an additional 2.5% over base pay after 20 years of service

EFFECTIVE: JULY 1, 2019

RANGE 11		1	2	3	4	5	6	7	8	9	10	11	
11.5	SAL/MTH	3379	3481	3585	3693	3804	3918	4035	4156	4281	4409	4542	
11.2	HRLY	19.50	20.08	20.68	21.30	21.94	22.60	23.28	23.98	24.70	25.44	26.20	R1
LI10	SAL/MTH	3413	3516	3621	3730	3842	3957	4076	4198	4324	4453	4587	
11.2	HRLY	19.69	20.28	20.89	21.52	22.16	22.83	23.51	24.22	24.94	25.69	26.46	R2
LI20	SAL/MTH	3464	3568	3675	3785	3899	4016	4136	4260	4388	4520	4655	
11.2	HRLY	19.98	20.58	21.20	21.84	22.49	23.17	23.86	24.58	25.32	26.07	26.86	R3

353 Automotive/Equipment Service Worker

401 Road Maintenance Worker 1

RANGE 12		1	2	3	4	5	6	7	8	9	10	11	
12.5	SAL/MTH	3650	3759	3872	3988	4108	4231	4358	4489	4623	4762	4905	
12.2	HRLY	21.06	21.69	22.34	23.01	23.70	24.41	25.14	25.90	26.67	27.47	28.30	R4
LI10	SAL/MTH	3686	3797	3911	4028	4149	4273	4402	4534	4670	4810	4954	
12.2	HRLY	21.27	21.90	22.56	23.24	23.94	24.65	25.39	26.16	26.94	27.75	28.58	R5
LI20	SAL/MTH	3741	3853	3969	4088	4211	4337	4467	4601	4739	4881	5028	
12.2	HRLY	21.58	22.23	22.90	23.58	24.29	25.02	25.77	26.54	27.34	28.16	29.01	R6

402 Road Maintenance Worker 2

RANGE 13		1	2	3	4	5	6	7	8	9	10	11	
13.5	SAL/MTH	3942	4060	4182	4307	4436	4570	4707	4848	4993	5143	5297	
13.2	HRLY	22.74	23.42	24.13	24.85	25.60	26.36	27.15	27.97	28.81	29.67	30.56	R7
LI10	SAL/MTH	3981	4101	4224	4350	4481	4615	4754	4896	5043	5195	5350	
13.2	HRLY	22.97	23.66	24.37	25.10	25.85	26.63	27.43	28.25	29.10	29.97	30.87	R8
LI20	SAL/MTH	4040	4162	4286	4415	4547	4684	4824	4969	5118	5272	5430	
13.2	HRLY	23.31	24.01	24.73	25.47	26.23	27.02	27.83	28.67	29.53	30.41	31.33	R9

403 Road Maintenance Worker 3

420 Vegetation Control Technician

437 Road Service Worker

RANGE 14		1	2	3	4	5	6	7	8	9	10	11	
14.5	SAL/MTH	4257	4385	4516	4652	4791	4935	5083	5236	5393	5555	5721	
14.2	HRLY	24.56	25.30	26.06	26.84	27.64	28.47	29.33	30.21	31.11	32.05	33.01	R10
LI10	SAL/MTH	4300	4429	4562	4698	4839	4984	5134	5288	5447	5610	5778	
14.2	HRLY	24.81	25.55	26.32	27.11	27.92	28.76	29.62	30.51	31.42	32.37	33.34	R11
LI20	SAL/MTH	4364	4494	4629	4768	4911	5059	5210	5367	5528	5693	5864	
14.2	HRLY	25.17	25.93	26.71	27.51	28.33	29.18	30.06	30.96	31.89	32.85	33.83	R12

432 Mechanic

RANGE 15		1	2	3	4	5	6	7	8	9	10	11	
15.5	SAL/MTH	4598	4736	4878	5024	5175	5330	5490	5655	5824	5999	6179	
15.2	HRLY	26.53	27.32	28.14	28.98	29.85	30.75	31.67	32.62	33.60	34.61	35.65	R13
LI10	SAL/MTH	4644	4783	4926	5074	5226	5383	5545	5711	5882	6059	6241	
15.2	HRLY	26.79	27.59	28.42	29.27	30.15	31.06	31.99	32.95	33.94	34.96	36.00	R14
LI20	SAL/MTH	4713	4854	5000	5150	5304	5463	5627	5796	5970	6149	6333	
15.2	HRLY	27.19	28.00	28.84	29.71	30.60	31.52	32.46	33.44	34.44	35.47	36.54	R15

No positions assigned

LINCOLN COUNTY PAY PLAN
LINCOLN COUNTY EMPLOYEES ASSOCIATION (LCEA) DEPUTY DISTRICT ATTORNEYS

Employees will receive an additional 1% over base pay after 10 years of service and an additional 2.5% over base pay after 20 years of service

EFFECTIVE: JULY 1, 2019

RANGE 18		1	2	3	4	5	6	7	8	9	10	11	
18.5	SAL/MTH	5734	5906	6083	6266	6453	6647	6847	7052	7263	7481	7706	C01
18.2	HRLY	33.08	34.07	35.09	36.15	37.23	38.35	39.50	40.68	41.90	43.16	44.46	
LI10	SAL/MTH	5791	5965	6144	6328	6518	6714	6915	7122	7336	7556	7783	C02
18.2	HRLY	33.41	34.41	35.45	36.51	37.60	38.73	39.89	41.09	42.32	43.59	44.90	
LI20	SAL/MTH	5877	6054	6235	6422	6615	6813	7018	7228	7445	7668	7898	C03
18.2	HRLY	33.91	34.92	35.97	37.05	38.16	39.31	40.49	41.70	42.95	44.24	45.57	

076-1 Deputy District Attorney 1

*

RANGE 19		1	2	3	4	5	6	7	8	9	10	11	
19.5	SAL/MTH	6193	6378	6570	6767	6970	7179	7394	7616	7845	8080	8322	C04
19.2	HRLY	35.73	36.80	37.90	39.04	40.21	41.42	42.66	43.94	45.26	46.61	48.01	
LI10	SAL/MTH	6254	6442	6635	6834	7039	7251	7468	7692	7923	8161	8406	C05
19.2	HRLY	36.08	37.17	38.28	39.43	40.61	41.83	43.09	44.38	45.71	47.08	48.49	
LI20	SAL/MTH	6347	6538	6734	6936	7144	7358	7579	7806	8041	8282	8530	C06
19.2	HRLY	36.62	37.72	38.85	40.02	41.22	42.45	43.73	45.04	46.39	47.78	49.21	

77 Deputy District Attorney 2

*

RANGE 20		1	2	3	4	5	6	7	8	9	10	11	
20.5	SAL/MTH	6851	7057	7268	7486	7711	7942	8181	8426	8679	8939	9207	C07
20.2	HRLY	39.53	40.71	41.93	43.19	44.49	45.82	47.20	48.61	50.07	51.57	53.12	
LI10	SAL/MTH	6920	7127	7341	7561	7788	8022	8262	8510	8766	9029	9299	C08
20.2	HRLY	39.92	41.12	42.35	43.62	44.93	46.28	47.67	49.10	50.57	52.09	53.65	
LI20	SAL/MTH	7022	7233	7450	7674	7904	8141	8385	8637	8896	9163	9437	C09
20.2	HRLY	40.51	41.73	42.98	44.27	45.60	46.97	48.38	49.83	51.32	52.86	54.45	

78 Deputy District Attorney 3

*

LINCOLN COUNTY PAY PLAN

LINCOLN COUNTY CHAPTER OF THE FEDERATION OF OREGON PAROLE AND PROBATION OFFICERS (FOPPO)

Employees will receive an additional 1% over base pay after 10 years of service and an additional 2.5% over base pay after 20 years of service

EFFECTIVE: JULY 1, 2019

BASE

		1	2	3	4	5	6	7	8	9	10	11	
15.5	SAL/MTH	4378	4509	4644	4784	4927	5075	5227	5384	5546	5712	5883	F01
15.2	HRLY	25.26	26.01	26.79	27.60	28.43	29.28	30.16	31.06	31.99	32.95	33.94	
LI10	SAL/MTH	4422	4554	4691	4832	4976	5126	5280	5438	5601	5769	5942	F02
15.2	HRLY	25.51	26.27	27.06	27.87	28.71	29.57	30.46	31.37	32.31	33.28	34.28	
LI20	SAL/MTH	4487	4622	4760	4903	5050	5202	5358	5519	5684	5855	6030	F03
15.2	HRLY	25.89	26.66	27.46	28.29	29.14	30.01	30.91	31.84	32.79	33.78	34.79	

206 Parole & Probation Officer

INT (INTERMEDIATE CERTIFICATE = BASE + 2%)

		1	2	3	4	5	6	7	8	9	10	11	
15.5	SAL/MTH	4465	4599	4737	4879	5026	5177	5332	5492	5657	5826	6001	F04
15.2	HRLY	25.76	26.53	27.33	28.15	28.99	29.86	30.76	31.68	32.63	33.61	34.62	
LI10	SAL/MTH	4510	4645	4785	4928	5076	5228	5385	5547	5713	5885	6061	F05
15.2	HRLY	26.02	26.80	27.60	28.43	29.28	30.16	31.07	32.00	32.96	33.95	34.97	
LI20	SAL/MTH	4577	4714	4856	5001	5151	5306	5465	5629	5798	5972	6151	F06
15.2	HRLY	26.41	27.20	28.01	28.85	29.72	30.61	31.53	32.48	33.45	34.45	35.49	

206 Parole & Probation Officer

ADV (ADVANCED CERTIFICATE OR DEGREE = BASE + 4%)

		1	2	3	4	5	6	7	8	9	10	11	
15.5	SAL/MTH	4553	4689	4830	4975	5124	5278	5436	5599	5767	5940	6119	F07
15.2	HRLY	26.27	27.05	27.87	28.70	29.56	30.45	31.36	32.30	33.27	34.27	35.30	
LI10	SAL/MTH	4598	4736	4878	5025	5176	5331	5491	5655	5825	6000	6180	F08
15.2	HRLY	26.53	27.33	28.14	28.99	29.86	30.75	31.68	32.63	33.61	34.61	35.65	
LI20	SAL/MTH	4667	4807	4951	5099	5252	5410	5572	5739	5912	6089	6272	F09
15.2	HRLY	26.92	27.73	28.56	29.42	30.30	31.21	32.15	33.11	34.11	35.13	36.18	

206 Parole & Probation Officer

FTO (FTO AND NOTHING ELSE = BASE + 2.5%)

		1	2	3	4	5	6	7	8	9	10	11	
15.5	SAL/MTH	4487	4622	4760	4903	5050	5202	5358	5519	5684	5855	6030	F10
15.2	HRLY	25.89	26.66	27.46	28.29	29.14	30.01	30.91	31.84	32.79	33.78	34.79	
LI10	SAL/MTH	4532	4668	4808	4952	5101	5254	5412	5574	5741	5913	6091	F11
15.2	HRLY	26.15	26.93	27.74	28.57	29.43	30.31	31.22	32.16	33.12	34.12	35.14	
LI20	SAL/MTH	4599	4737	4880	5026	5177	5332	5492	5657	5826	6001	6181	F12
15.2	HRLY	26.53	27.33	28.15	29.00	29.87	30.76	31.68	32.63	33.61	34.62	35.66	

206 Parole & Probation Officer

LINCOLN COUNTY PAY PLAN

LINCOLN COUNTY CHAPTER OF THE FEDERATION OF OREGON PAROLE AND PROBATION OFFICERS (FOPPO)

Employees will receive an additional 1% over base pay after 10 years of service and an additional 2.5% over base pay after 20 years of service

EFFECTIVE: JULY 1, 2019

FTO + INT (FTO + INTERMEDIATE CERTIFICATE = BASE + 2% + 2.5%)

		1	2	3	4	5	6	7	8	9	10	11	
15.5	SAL/MTH	4577	4714	4856	5001	5151	5306	5465	5629	5798	5972	6151	F13
15.2	HRLY	26.41	27.20	28.01	28.85	29.72	30.61	31.53	32.48	33.45	34.45	35.49	
L110	SAL/MTH	4623	4761	4904	5051	5203	5359	5520	5685	5856	6032	6213	F14
15.2	HRLY	26.67	27.47	28.29	29.14	30.02	30.92	31.84	32.80	33.78	34.80	35.84	
L120	SAL/MTH	4691	4832	4977	5126	5280	5439	5602	5770	5943	6121	6305	F15
15.2	HRLY	27.07	27.88	28.71	29.58	30.46	31.38	32.32	33.29	34.29	35.31	36.37	

206 Parole & Probation Officer

FTO + ADV (FTO + ADVANCED CERTIFICATE = BASE + 4% + 2.5%)

		1	2	3	4	5	6	7	8	9	10	11	
15.5	SAL/MTH	4667	4807	4951	5099	5252	5410	5572	5739	5912	6089	6272	F16
15.2	HRLY	26.92	27.73	28.56	29.42	30.30	31.21	32.15	33.11	34.11	35.13	36.18	
L110	SAL/MTH	4713	4855	5000	5150	5305	5464	5628	5797	5971	6150	6334	F17
15.2	HRLY	27.19	28.01	28.85	29.71	30.61	31.52	32.47	33.44	34.45	35.48	36.54	
L120	SAL/MTH	4783	4927	5075	5227	5384	5545	5712	5883	6059	6241	6428	F18
15.2	HRLY	27.60	28.42	29.28	30.16	31.06	31.99	32.95	33.94	34.96	36.01	37.09	

206 Parole & Probation Officer

**LCDA PAY PLAN
EFFECTIVE JULY 1, 2019**

LI= Longevity Increase - Employees who attain 5 years of continuous service with the Sheriff's Office will receive a longevity increase equal to 1% of their current wage. Employees who attain 10, 15, and 20 years of continuous service with the Sheriff's Office will be entitled to longevity increases equal to 2%, 3%, and 5% respectively, of their current wage.

BASIC		1	2	3	4	5	6	7	8	9	10	11	
8.5	SAL/MTH	2695	2776	2859	2945	3033	3124	3218	3314	3414	3516	3621	001
8.2	HRLY	15.55	16.01	16.49	16.99	17.50	18.02	18.56	19.12	19.69	20.28	20.89	
LI 5		2722	2803	2887	2974	3063	3155	3250	3347	3448	3551	3658	002
8.2		15.70	16.17	16.66	17.16	17.67	18.20	18.75	19.31	19.89	20.49	21.10	
LI 10		2749	2831	2916	3003	3094	3186	3282	3380	3482	3586	3694	003
8.2		15.86	16.33	16.82	17.33	17.85	18.38	18.93	19.50	20.09	20.69	21.31	
LI 15		2776	2859	2945	3033	3124	3218	3314	3414	3516	3621	3730	004
8.2		16.01	16.49	16.99	17.50	18.02	18.56	19.12	19.69	20.28	20.89	21.52	
LI 20		2829	2914	3002	3092	3185	3280	3379	3480	3584	3692	3803	005
8.2		16.32	16.81	17.32	17.84	18.37	18.92	19.49	20.08	20.68	21.30	21.94	

145 Animal Care Office Specialist

BASIC		1	2	3	4	5	6	7	8	9	10	11	
9.5	SAL/MTH	2910	2998	3088	3180	3276	3374	3475	3579	3687	3797	3911	006
9.2	HRLY	16.79	17.29	17.81	18.35	18.90	19.46	20.05	20.65	21.27	21.91	22.56	
LI 5		2939	3028	3118	3212	3308	3408	3510	3615	3724	3835	3950	007
9.2		16.96	17.47	17.99	18.53	19.09	19.66	20.25	20.86	21.48	22.13	22.79	
LI 10		2969	3058	3149	3244	3341	3441	3545	3651	3760	3873	3989	008
9.2		17.13	17.64	18.17	18.71	19.28	19.85	20.45	21.06	21.69	22.35	23.02	
LI 15		2998	3088	3180	3276	3374	3475	3579	3687	3797	3911	4029	009
9.2		17.29	17.81	18.35	18.90	19.46	20.05	20.65	21.27	21.91	22.56	23.24	
LI 20		3056	3147	3242	3339	3439	3543	3649	3758	3871	3987	4107	010
9.2		17.63	18.16	18.70	19.26	19.84	20.44	21.05	21.68	22.33	23.00	23.69	

124 Cook

BASIC		1	2	3	4	5	6	7	8	9	10	11	
10.5	SAL/MTH	3143	3237	3335	3435	3538	3644	3753	3866	3982	4101	4224	011
10.2	HRLY	18.13	18.68	19.24	19.81	20.41	21.02	21.65	22.30	22.97	23.66	24.37	
LI 5		3175	3270	3368	3469	3573	3680	3791	3904	4021	4142	4266	012
10.2		18.31	18.86	19.43	20.01	20.61	21.23	21.87	22.52	23.20	23.90	24.61	
LI 10		3206	3302	3401	3503	3608	3717	3828	3943	4061	4183	4309	013
10.2		18.50	19.05	19.62	20.21	20.82	21.44	22.09	22.75	23.43	24.13	24.86	
LI 15		3237	3335	3435	3538	3644	3753	3866	3982	4101	4224	4351	014
10.2		18.68	19.24	19.81	20.41	21.02	21.65	22.30	22.97	23.66	24.37	25.10	
LI 20		3300	3399	3501	3606	3714	3826	3941	4059	4181	4306	4435	015
10.2		19.04	19.61	20.20	20.81	21.43	22.07	22.73	23.42	24.12	24.84	25.59	

- 100 Corrections Health Office Assistant 2
- 111 Support Services Specialist
- 112 Warrants-Transport Specialist
- 278 Evidence Control Specialist
- 298 Lead Animal Care Specialist

**LCDA PAY PLAN
EFFECTIVE JULY 1, 2019**

LI= Longevity Increase - Employees who attain 5 years of continuous service with the Sheriff's Office will receive a longevity increase equal to 1% of their current wage. Employees who attain 10, 15, and 20 years of continuous service with the Sheriff's Office will be entitled to longevity increases equal to 2%, 3%, and 5% respectively, of their current wage.

BASIC		1	2	3	4	5	6	7	8	9	10	11	
11.5	SAL/MTH	3395	3496	3601	3709	3821	3935	4053	4175	4300	4429	4562	016
11.2	HRLY	19.58	20.17	20.78	21.40	22.04	22.70	23.38	24.09	24.81	25.55	26.32	
LI 5		3429	3531	3637	3746	3859	3975	4094	4217	4343	4473	4608	017
11.2		19.78	20.37	20.98	21.61	22.26	22.93	23.62	24.33	25.06	25.81	26.58	
LI 10		3462	3566	3673	3784	3897	4014	4134	4258	4386	4518	4653	018
11.2		19.98	20.58	21.19	21.83	22.48	23.16	23.85	24.57	25.30	26.06	26.85	
LI 15		3496	3601	3709	3821	3935	4053	4175	4300	4429	4562	4699	019
11.2		20.17	20.78	21.40	22.04	22.70	23.38	24.09	24.81	25.55	26.32	27.11	
LI 20		3564	3671	3781	3895	4012	4132	4256	4384	4515	4651	4790	020
11.2		20.56	21.18	21.82	22.47	23.14	23.84	24.55	25.29	26.05	26.83	27.64	

113 Civil Deputy
141 Animal Services Deputy
304 Community Services Deputy
346 Pre-Trial Specialist

BASIC		1	2	3	4	5	6	7	8	9	10	11	
12.5	SAL/MTH	3666	3776	3889	4006	4126	4250	4378	4509	4644	4783	4927	021
12.2	HRLY	21.15	21.79	22.44	23.11	23.81	24.52	25.26	26.01	26.79	27.60	28.42	
LI 5		3703	3814	3928	4046	4168	4293	4421	4554	4691	4831	4976	022
12.2		21.36	22.00	22.66	23.34	24.04	24.76	25.51	26.27	27.06	27.87	28.71	
LI 10		3739	3852	3967	4086	4209	4335	4465	4599	4737	4879	5026	023
12.2		21.57	22.22	22.89	23.57	24.28	25.01	25.76	26.53	27.33	28.15	28.99	
LI 15		3776	3889	4006	4126	4250	4378	4509	4644	4783	4927	5075	024
12.2		21.79	22.44	23.11	23.81	24.52	25.26	26.01	26.79	27.60	28.42	29.28	
LI 20		3849	3965	4084	4206	4333	4463	4596	4734	4876	5023	5173	025
12.2		22.21	22.87	23.56	24.27	25.00	25.75	26.52	27.31	28.13	28.98	29.85	

No positions assigned

BASIC		1	2	3	4	5	6	7	8	9	10	11	
13.5	SAL/MTH	3959	4078	4201	4327	4456	4590	4728	4870	5016	5166	5321	026
13.2	HRLY	22.84	23.53	24.23	24.96	25.71	26.48	27.28	28.09	28.94	29.80	30.70	
LI 5		3999	4119	4243	4370	4501	4636	4775	4918	5066	5218	5374	027
13.2		23.07	23.76	24.48	25.21	25.97	26.75	27.55	28.37	29.23	30.10	31.01	
LI 10		4039	4160	4285	4413	4546	4682	4822	4967	5116	5269	5428	028
13.2		23.30	24.00	24.72	25.46	26.22	27.01	27.82	28.66	29.52	30.40	31.31	
LI 15		4078	4201	4327	4456	4590	4728	4870	5016	5166	5321	5481	029
13.2		23.53	24.23	24.96	25.71	26.48	27.28	28.09	28.94	29.80	30.70	31.62	
LI 20		4157	4282	4411	4543	4679	4820	4964	5113	5266	5424	5587	030
13.2		23.99	24.70	25.45	26.21	27.00	27.81	28.64	29.50	30.38	31.30	32.23	

No positions assigned

BASIC		1	2	3	4	5	6	7	8	9	10	11	
14.5	SAL/MTH	4276	4404	4537	4673	4813	4957	5106	5259	5417	5579	5747	031
14.2	HRLY	24.67	25.41	26.17	26.96	27.77	28.60	29.46	30.34	31.25	32.19	33.15	
LI 5		4319	4449	4582	4719	4861	5007	5157	5312	5471	5635	5804	032
14.2		24.92	25.66	26.43	27.23	28.04	28.89	29.75	30.64	31.56	32.51	33.49	
LI 10		4362	4493	4627	4766	4909	5056	5208	5364	5525	5691	5862	033
14.2		25.16	25.92	26.70	27.50	28.32	29.17	30.05	30.95	31.88	32.83	33.82	
LI 15		4404	4537	4673	4813	4957	5106	5259	5417	5579	5747	5919	034
14.2		25.41	26.17	26.96	27.77	28.60	29.46	30.34	31.25	32.19	33.15	34.15	
LI 20		4490	4625	4763	4906	5054	5205	5361	5522	5688	5858	6034	035
14.2		25.90	26.68	27.48	28.31	29.16	30.03	30.93	31.86	32.81	33.80	34.81	

103 Deputy Sheriff-Patrol
121 Corrections -Deputy
272 Assistant Emergency Manager

**LCDA PAY PLAN
EFFECTIVE JULY 1, 2019**

LI= Longevity Increase - Employees who attain 5 years of continuous service with the Sheriff's Office will receive a longevity increase equal to 1% of their current wage. Employees who attain 10, 15, and 20 years of continuous service with the Sheriff's Office will be entitled to longevity increases equal to 2%, 3%, and 5% respectively, of their current wage.

BASIC		1	2	3	4	5	6	7	8	9	10	11	
15.5	SAL/MTH	4618	4757	4900	5047	5198	5354	5514	5680	5850	6026	6207	036
15.2	HRLY	26.64	27.44	28.27	29.11	29.99	30.89	31.81	32.77	33.75	34.76	35.81	
LI 5		4664	4804	4949	5097	5250	5407	5570	5737	5909	6086	6269	037
15.2		26.91	27.72	28.55	29.41	30.29	31.20	32.13	33.10	34.09	35.11	36.17	
LI 10		4711	4852	4998	5147	5302	5461	5625	5794	5967	6146	6331	038
15.2		27.18	27.99	28.83	29.70	30.59	31.51	32.45	33.42	34.43	35.46	36.52	
LI 15		4757	4900	5047	5198	5354	5514	5680	5850	6026	6207	6393	039
15.2		27.44	28.27	29.11	29.99	30.89	31.81	32.77	33.75	34.76	35.81	36.88	
LI 20		4849	4995	5145	5299	5458	5622	5790	5964	6143	6327	6517	040
15.2		27.98	28.82	29.68	30.57	31.49	32.43	33.40	34.41	35.44	36.50	37.60	

105-2 Detective
129 Corrections Corporal

BASIC		1	2	3	4	5	6	7	8	9	10	11	
16.5	SAL/MTH	4988	5137	5292	5450	5614	5782	5956	6134	6318	6508	6703	041
16.2	HRLY	28.78	29.64	30.53	31.44	32.39	33.36	34.36	35.39	36.45	37.55	38.67	
LI 5		5038	5189	5344	5505	5670	5840	6015	6196	6382	6573	6770	042
16.2		29.06	29.94	30.83	31.76	32.71	33.69	34.70	35.74	36.82	37.92	39.06	
LI 10		5088	5240	5397	5559	5726	5898	6075	6257	6445	6638	6837	043
16.2		29.35	30.23	31.14	32.07	33.03	34.03	35.05	36.10	37.18	38.30	39.45	
LI 15		5137	5292	5450	5614	5782	5956	6134	6318	6508	6703	6904	044
16.2		29.64	30.53	31.44	32.39	33.36	34.36	35.39	36.45	37.55	38.67	39.83	
LI 20		5237	5394	5556	5723	5894	6071	6253	6441	6634	6833	7038	045
16.2		30.21	31.12	32.05	33.02	34.01	35.03	36.08	37.16	38.27	39.42	40.61	

101 Corrections Health Nurse
356 Pre-Trial Justice Counselor
560 Inmate Counselor

INTERMEDIATE CERTIFICATE OR NON-CERT AA DEGREE

BASIC + 4%

INTERMEDIATE		1	2	3	4	5	6	7	8	9	10	11	
8.5	SAL/MTH	2803	2887	2973	3062	3154	3249	3346	3447	3550	3657	3766	046
8.2	HRLY	16.17	16.65	17.15	17.67	18.20	18.74	19.31	19.89	20.48	21.10	21.73	
LI 5		2831	2915	3003	3093	3186	3281	3380	3481	3586	3693	3804	047
8.2		16.33	16.82	17.32	17.84	18.38	18.93	19.50	20.08	20.69	21.31	21.95	
LI 10		2859	2944	3033	3124	3217	3314	3413	3516	3621	3730	3842	048
8.2		16.49	16.99	17.50	18.02	18.56	19.12	19.69	20.28	20.89	21.52	22.16	
LI 15		2887	2973	3062	3154	3249	3346	3447	3550	3657	3766	3879	049
8.2		16.65	17.15	17.67	18.20	18.74	19.31	19.89	20.48	21.10	21.73	22.38	
LI 20		2943	3031	3122	3216	3312	3411	3514	3619	3728	3839	3955	050
8.2		16.98	17.49	18.01	18.55	19.11	19.68	20.27	20.88	21.51	22.15	22.82	

145 Animal Care Office Specialist

INTERMEDIATE		1	2	3	4	5	6	7	8	9	10	11	
9.5	SAL/MTH	3027	3118	3211	3307	3407	3509	3614	3722	3834	3949	4068	051
9.2	HRLY	17.46	17.99	18.53	19.08	19.65	20.24	20.85	21.48	22.12	22.78	23.47	
LI 5		3057	3149	3243	3340	3441	3544	3650	3760	3872	3989	4108	052
9.2		17.64	18.17	18.71	19.27	19.85	20.45	21.06	21.69	22.34	23.01	23.70	
LI 10		3087	3180	3275	3374	3475	3579	3686	3797	3911	4028	4149	053
9.2		17.81	18.35	18.90	19.46	20.05	20.65	21.27	21.91	22.56	23.24	23.94	
LI 15		3118	3211	3307	3407	3509	3614	3722	3834	3949	4068	4190	054
9.2		17.99	18.53	19.08	19.65	20.24	20.85	21.48	22.12	22.78	23.47	24.17	
LI 20		3178	3273	3372	3473	3577	3684	3795	3909	4026	4147	4271	055
9.2		18.33	18.88	19.45	20.04	20.64	21.26	21.89	22.55	23.23	23.92	24.64	

124 Cook

**LCDA PAY PLAN
EFFECTIVE JULY 1, 2019**

LI= Longevity Increase - Employees who attain 5 years of continuous service with the Sheriff's Office will receive a longevity increase equal to 1% of their current wage. Employees who attain 10, 15, and 20 years of continuous service with the Sheriff's Office will be entitled to longevity increases equal to 2%, 3%, and 5% respectively, of their current wage.

INTERMEDIATE		1	2	3	4	5	6	7	8	9	10	11	
10.5	SAL/MTH	3269	3367	3468	3572	3679	3789	3903	4020	4141	4265	4393	056
10.2	HRLY	18.86	19.42	20.01	20.61	21.23	21.86	22.52	23.19	23.89	24.61	25.34	
LI 5		3302	3401	3503	3608	3716	3827	3942	4060	4182	4308	4437	057
10.2		19.05	19.62	20.21	20.81	21.44	22.08	22.74	23.43	24.13	24.85	25.60	
LI 10		3334	3434	3537	3643	3753	3865	3981	4101	4224	4350	4481	058
10.2		19.24	19.81	20.41	21.02	21.65	22.30	22.97	23.66	24.37	25.10	25.85	
LI 15		3367	3468	3572	3679	3789	3903	4020	4141	4265	4393	4525	059
10.2		19.42	20.01	20.61	21.23	21.86	22.52	23.19	23.89	24.61	25.34	26.10	
LI 20		3432	3535	3641	3751	3863	3979	4098	4221	4348	4478	4613	060
10.2		19.80	20.40	21.01	21.64	22.29	22.96	23.64	24.35	25.08	25.84	26.61	

100 Corrections Health Office Assistant 2
111 Support Services Specialist
112 Warrants-Transport Specialist
278 Evidence Control Specialist
298 Lead Animal Care Specialist

INTERMEDIATE		1	2	3	4	5	6	7	8	9	10	11	
11.5	SAL/MTH	3530	3636	3745	3858	3973	4093	4215	4342	4472	4606	4745	061
11.2	HRLY	20.37	20.98	21.61	22.26	22.92	23.61	24.32	25.05	25.80	26.57	27.37	
LI 5		3566	3673	3783	3896	4013	4134	4258	4385	4517	4652	4792	062
11.2		20.57	21.19	21.82	22.48	23.15	23.85	24.56	25.30	26.06	26.84	27.65	
LI 10		3601	3709	3820	3935	4053	4175	4300	4429	4562	4698	4839	063
11.2		20.77	21.40	22.04	22.70	23.38	24.08	24.81	25.55	26.32	27.11	27.92	
LI 15		3636	3745	3858	3973	4093	4215	4342	4472	4606	4745	4887	064
11.2		20.98	21.61	22.26	22.92	23.61	24.32	25.05	25.80	26.57	27.37	28.19	
LI 20		3707	3818	3933	4051	4172	4297	4426	4559	4696	4837	4982	065
11.2		21.39	22.03	22.69	23.37	24.07	24.79	25.54	26.30	27.09	27.90	28.74	

113 Civil Deputy
141 Animal Services Deputy
304 Community Services Deputy
346 Pre-Trial Specialist

INTERMEDIATE		1	2	3	4	5	6	7	8	9	10	11	
12.5	SAL/MTH	3813	3927	4045	4166	4291	4420	4553	4689	4830	4975	5124	066
12.2	HRLY	22.00	22.66	23.34	24.04	24.76	25.50	26.27	27.05	27.86	28.70	29.56	
LI 5		3851	3966	4085	4208	4334	4464	4598	4736	4878	5025	5175	067
12.2		22.22	22.88	23.57	24.28	25.01	25.76	26.53	27.32	28.14	28.99	29.86	
LI 10		3889	4006	4126	4250	4377	4508	4644	4783	4927	5074	5227	068
12.2		22.44	23.11	23.80	24.52	25.25	26.01	26.79	27.59	28.42	29.27	30.15	
LI 15		3927	4045	4166	4291	4420	4553	4689	4830	4975	5124	5278	069
12.2		22.66	23.34	24.04	24.76	25.50	26.27	27.05	27.86	28.70	29.56	30.45	
LI 20		4003	4124	4247	4375	4506	4641	4780	4924	5071	5224	5380	070
12.2		23.10	23.79	24.50	25.24	26.00	26.78	27.58	28.41	29.26	30.14	31.04	

No positions assigned

INTERMEDIATE		1	2	3	4	5	6	7	8	9	10	11	
13.5	SAL/MTH	4118	4241	4369	4500	4635	4774	4917	5064	5216	5373	5534	071
13.2	HRLY	23.76	24.47	25.20	25.96	26.74	27.54	28.37	29.22	30.09	31.00	31.93	
LI 5		4159	4284	4412	4545	4681	4821	4966	5115	5268	5427	5589	072
13.2		23.99	24.71	25.46	26.22	27.01	27.82	28.65	29.51	30.40	31.31	32.25	
LI 10		4200	4326	4456	4590	4727	4869	5015	5166	5321	5480	5645	073
13.2		24.23	24.96	25.71	26.48	27.27	28.09	28.93	29.80	30.70	31.62	32.57	
LI 15		4241	4369	4500	4635	4774	4917	5064	5216	5373	5534	5700	074
13.2		24.47	25.20	25.96	26.74	27.54	28.37	29.22	30.09	31.00	31.93	32.88	
LI 20		4324	4453	4587	4725	4866	5012	5163	5318	5477	5641	5811	075
13.2		24.94	25.69	26.46	27.26	28.08	28.92	29.78	30.68	31.60	32.55	33.52	

No positions assigned

**LCDA PAY PLAN
EFFECTIVE JULY 1, 2019**

LI= Longevity Increase - Employees who attain 5 years of continuous service with the Sheriff's Office will receive a longevity increase equal to 1% of their current wage. Employees who attain 10, 15, and 20 years of continuous service with the Sheriff's Office will be entitled to longevity increases equal to 2%, 3%, and 5% respectively, of their current wage.

INTERMEDIATE		1	2	3	4	5	6	7	8	9	10	11	
14.5	SAL/MTH	4447	4581	4718	4860	5005	5156	5310	5470	5634	5803	5977	076
14.2	HRLY	25.66	26.43	27.22	28.04	28.88	29.74	30.64	31.56	32.50	33.48	34.48	
LI 5		4492	4626	4765	4908	5055	5207	5363	5524	5690	5861	6036	077
14.2		25.91	26.69	27.49	28.32	29.17	30.04	30.94	31.87	32.83	33.81	34.83	
LI 10		4536	4672	4812	4957	5106	5259	5416	5579	5746	5919	6096	078
14.2		26.17	26.96	27.76	28.60	29.45	30.34	31.25	32.19	33.15	34.15	35.17	
LI 15		4581	4718	4860	5005	5156	5310	5470	5634	5803	5977	6156	079
14.2		26.43	27.22	28.04	28.88	29.74	30.64	31.56	32.50	33.48	34.48	35.52	
LI 20		4670	4810	4954	5103	5256	5413	5576	5743	5915	6093	6276	080
14.2		26.94	27.75	28.58	29.44	30.32	31.23	32.17	33.13	34.13	35.15	36.21	

103 Deputy Sheriff -Patrol
121 Corrections- Deputy
272 Assistant Emergency Manager

INTERMEDIATE		1	2	3	4	5	6	7	8	9	10	11	
15.5	SAL/MTH	4803	4947	5096	5248	5406	5568	5735	5907	6084	6267	6455	081
15.2	HRLY	27.71	28.54	29.40	30.28	31.19	32.12	33.09	34.08	35.10	36.15	37.24	
LI 5		4851	4997	5146	5301	5460	5624	5792	5966	6145	6330	6519	082
15.2		27.99	28.83	29.69	30.58	31.50	32.44	33.42	34.42	35.45	36.52	37.61	
LI 10		4899	5046	5197	5353	5514	5679	5850	6025	6206	6392	6584	083
15.2		28.26	29.11	29.99	30.88	31.81	32.77	33.75	34.76	35.80	36.88	37.98	
LI 15		4947	5096	5248	5406	5568	5735	5907	6084	6267	6455	6648	084
15.2		28.54	29.40	30.28	31.19	32.12	33.09	34.08	35.10	36.15	37.24	38.36	
LI 20		5043	5194	5350	5511	5676	5846	6022	6202	6389	6580	6778	085
15.2		29.10	29.97	30.87	31.79	32.75	33.73	34.74	35.78	36.86	37.96	39.10	

105-2 Detective
129 Corrections Corporal

INTERMEDIATE		1	2	3	4	5	6	7	8	9	10	11	
16.5	SAL/MTH	5187	5343	5503	5668	5838	6013	6194	6380	6571	6768	6971	086
16.2	HRLY	29.93	30.82	31.75	32.70	33.68	34.69	35.73	36.81	37.91	39.05	40.22	
LI 5		5239	5396	5558	5725	5897	6074	6256	6443	6637	6836	7041	087
16.2		30.23	31.13	32.07	33.03	34.02	35.04	36.09	37.17	38.29	39.44	40.62	
LI 10		5291	5450	5613	5782	5955	6134	6318	6507	6702	6904	7111	088
16.2		30.53	31.44	32.38	33.36	34.36	35.39	36.45	37.54	38.67	39.83	41.02	
LI 15		5343	5503	5668	5838	6013	6194	6380	6571	6768	6971	7180	089
16.2		30.82	31.75	32.70	33.68	34.69	35.73	36.81	37.91	39.05	40.22	41.43	
LI 20		5447	5610	5778	5952	6130	6314	6504	6699	6900	7107	7320	090
16.2		31.42	32.37	33.34	34.34	35.37	36.43	37.52	38.65	39.81	41.00	42.23	

101 Corrections Health Nurse
356 Pre-Trial Justice Counselor
560 Inmate Counselor

ADVANCED CERTIFICATE OR NON-CERT BA DEGREE

Base + 8%

ADVANCED		1	2	3	4	5	6	7	8	9	10	11	
8.5	SAL/MTH	2910	2998	3088	3180	3276	3374	3475	3579	3687	3797	3911	091
8.2	HRLY	16.79	17.29	17.81	18.35	18.90	19.46	20.05	20.65	21.27	21.91	22.56	
LI 5		2939	3028	3118	3212	3308	3408	3510	3615	3724	3835	3950	092
8.2		16.96	17.47	17.99	18.53	19.09	19.66	20.25	20.86	21.48	22.13	22.79	
LI 10		2969	3058	3149	3244	3341	3441	3545	3651	3760	3873	3989	093
8.2		17.13	17.64	18.17	18.71	19.28	19.85	20.45	21.06	21.69	22.35	23.02	
LI 15		2998	3088	3180	3276	3374	3475	3579	3687	3797	3911	4029	094
8.2		17.29	17.81	18.35	18.90	19.46	20.05	20.65	21.27	21.91	22.56	23.24	
LI 20		3056	3147	3242	3339	3439	3543	3649	3758	3871	3987	4107	095
8.2		17.63	18.16	18.70	19.26	19.84	20.44	21.05	21.68	22.33	23.00	23.69	

145 Animal Care Office Specialist

**LCDA PAY PLAN
EFFECTIVE JULY 1, 2019**

LI= Longevity Increase - Employees who attain 5 years of continuous service with the Sheriff's Office will receive a longevity increase equal to 1% of their current wage. Employees who attain 10, 15, and 20 years of continuous service with the Sheriff's Office will be entitled to longevity increases equal to 2%, 3%, and 5% respectively, of their current wage.

ADVANCED		1	2	3	4	5	6	7	8	9	10	11	
9.5	SAL/MTH	3143	3237	3335	3435	3538	3644	3753	3866	3982	4101	4224	096
9.2	HRLY	18.13	18.68	19.24	19.81	20.41	21.02	21.65	22.30	22.97	23.66	24.37	
LI 5		3175	3270	3368	3469	3573	3680	3791	3904	4021	4142	4266	097
9.2		18.31	18.86	19.43	20.01	20.61	21.23	21.87	22.52	23.20	23.90	24.61	
LI 10		3206	3302	3401	3503	3608	3717	3828	3943	4061	4183	4309	098
9.2		18.50	19.05	19.62	20.21	20.82	21.44	22.09	22.75	23.43	24.13	24.86	
LI 15		3237	3335	3435	3538	3644	3753	3866	3982	4101	4224	4351	099
9.2		18.68	19.24	19.81	20.41	21.02	21.65	22.30	22.97	23.66	24.37	25.10	
LI 20		3300	3399	3501	3606	3714	3826	3941	4059	4181	4306	4435	100
9.2		19.04	19.61	20.20	20.81	21.43	22.07	22.73	23.42	24.12	24.84	25.59	

124 Cook

ADVANCED		1	2	3	4	5	6	7	8	9	10	11	
10.5	SAL/MTH	3395	3496	3601	3709	3821	3935	4053	4175	4300	4429	4562	101
10.2	HRLY	19.58	20.17	20.78	21.40	22.04	22.70	23.38	24.09	24.81	25.55	26.32	
LI 5		3429	3531	3637	3746	3859	3975	4094	4217	4343	4473	4608	102
10.2		19.78	20.37	20.98	21.61	22.26	22.93	23.62	24.33	25.06	25.81	26.58	
LI 10		3462	3566	3673	3784	3897	4014	4134	4258	4386	4518	4653	103
10.2		19.98	20.58	21.19	21.83	22.48	23.16	23.85	24.57	25.30	26.06	26.85	
LI 15		3496	3601	3709	3821	3935	4053	4175	4300	4429	4562	4699	104
10.2		20.17	20.78	21.40	22.04	22.70	23.38	24.09	24.81	25.55	26.32	27.11	
LI 20		3564	3671	3781	3895	4012	4132	4256	4384	4515	4651	4790	105
10.2		20.56	21.18	21.82	22.47	23.14	23.84	24.55	25.29	26.05	26.83	27.64	

100 Corrections Health Office Assistant 2
111 Support Services Specialist
112 Warrants-Transport Specialist
278 Evidence Control Specialist
298 Lead Animal Care Specialist

ADVANCED		1	2	3	4	5	6	7	8	9	10	11	
11.5	SAL/MTH	3666	3776	3889	4006	4126	4250	4378	4509	4644	4783	4927	106
11.2	HRLY	21.15	21.79	22.44	23.11	23.81	24.52	25.26	26.01	26.79	27.60	28.42	
LI 5		3703	3814	3928	4046	4168	4293	4421	4554	4691	4831	4976	107
11.2		21.36	22.00	22.66	23.34	24.04	24.76	25.51	26.27	27.06	27.87	28.71	
LI 10		3739	3852	3967	4086	4209	4335	4465	4599	4737	4879	5026	108
11.2		21.57	22.22	22.89	23.57	24.28	25.01	25.76	26.53	27.33	28.15	28.99	
LI 15		3776	3889	4006	4126	4250	4378	4509	4644	4783	4927	5075	109
11.2		21.79	22.44	23.11	23.81	24.52	25.26	26.01	26.79	27.60	28.42	29.28	
LI 20		3849	3965	4084	4206	4333	4463	4596	4734	4876	5023	5173	110
11.2		22.21	22.87	23.56	24.27	25.00	25.75	26.52	27.31	28.13	28.98	29.85	

113 Civil Deputy
141 Animal Services Deputy
304 Community Services Deputy
346 Pre-Trial Specialist

ADVANCED		1	2	3	4	5	6	7	8	9	10	11	
12.5	SAL/MTH	3959	4078	4201	4327	4456	4590	4728	4870	5016	5166	5321	111
12.2	HRLY	22.84	23.53	24.23	24.96	25.71	26.48	27.28	28.09	28.94	29.80	30.70	
LI 5		3999	4119	4243	4370	4501	4636	4775	4918	5066	5218	5374	112
12.2		23.07	23.76	24.48	25.21	25.97	26.75	27.55	28.37	29.23	30.10	31.01	
LI 10		4039	4160	4285	4413	4546	4682	4822	4967	5116	5269	5428	113
12.2		23.30	24.00	24.72	25.46	26.22	27.01	27.82	28.66	29.52	30.40	31.31	
LI 15		4078	4201	4327	4456	4590	4728	4870	5016	5166	5321	5481	114
12.2		23.53	24.23	24.96	25.71	26.48	27.28	28.09	28.94	29.80	30.70	31.62	
LI 20		4157	4282	4411	4543	4679	4820	4964	5113	5266	5424	5587	115
12.2		23.99	24.70	25.45	26.21	27.00	27.81	28.64	29.50	30.38	31.30	32.23	

No positions assigned

**LCDA PAY PLAN
EFFECTIVE JULY 1, 2019**

LI= Longevity Increase - Employees who attain 5 years of continuous service with the Sheriff's Office will receive a longevity increase equal to 1% of their current wage. Employees who attain 10, 15, and 20 years of continuous service with the Sheriff's Office will be entitled to longevity increases equal to 2%, 3%, and 5% respectively, of their current wage.

ADVANCED		1	2	3	4	5	6	7	8	9	10	11	
13.5	SAL/MTH	4276	4404	4537	4673	4813	4957	5106	5259	5417	5579	5747	116
13.2	HRLY	24.67	25.41	26.17	26.96	27.77	28.60	29.46	30.34	31.25	32.19	33.15	
LI 5		4319	4449	4582	4719	4861	5007	5157	5312	5471	5635	5804	117
13.2		24.92	25.66	26.43	27.23	28.04	28.89	29.75	30.64	31.56	32.51	33.49	
LI 10		4362	4493	4627	4766	4909	5056	5208	5364	5525	5691	5862	118
13.2		25.16	25.92	26.70	27.50	28.32	29.17	30.05	30.95	31.88	32.83	33.82	
LI 15		4404	4537	4673	4813	4957	5106	5259	5417	5579	5747	5919	119
13.2		25.41	26.17	26.96	27.77	28.60	29.46	30.34	31.25	32.19	33.15	34.15	
LI 20		4490	4625	4763	4906	5054	5205	5361	5522	5688	5858	6034	120
13.2		25.90	26.68	27.48	28.31	29.16	30.03	30.93	31.86	32.81	33.80	34.81	

No positions assigned

ADVANCED		1	2	3	4	5	6	7	8	9	10	11	
14.5	SAL/MTH	4618	4757	4900	5047	5198	5354	5514	5680	5850	6026	6207	121
14.2	HRLY	26.64	27.44	28.27	29.11	29.99	30.89	31.81	32.77	33.75	34.76	35.81	
LI 5		4664	4804	4949	5097	5250	5407	5570	5737	5909	6086	6269	122
14.2		26.91	27.72	28.55	29.41	30.29	31.20	32.13	33.10	34.09	35.11	36.17	
LI 10		4711	4852	4998	5147	5302	5461	5625	5794	5967	6146	6331	123
14.2		27.18	27.99	28.83	29.70	30.59	31.51	32.45	33.42	34.43	35.46	36.52	
LI 15		4757	4900	5047	5198	5354	5514	5680	5850	6026	6207	6393	124
14.2		27.44	28.27	29.11	29.99	30.89	31.81	32.77	33.75	34.76	35.81	36.88	
LI 20		4849	4995	5145	5299	5458	5622	5790	5964	6143	6327	6517	125
14.2		27.98	28.82	29.68	30.57	31.49	32.43	33.40	34.41	35.44	36.50	37.60	

103 Deputy Sheriff-Patrol
121 Corrections -Deputy
272 Assistant Emergency Manager

ADVANCED		1	2	3	4	5	6	7	8	9	10	11	
15.5	SAL/MTH	4988	5137	5292	5450	5614	5782	5956	6134	6318	6508	6703	126
15.2	HRLY	28.78	29.64	30.53	31.44	32.39	33.36	34.36	35.39	36.45	37.55	38.67	
LI 5		5038	5189	5344	5505	5670	5840	6015	6196	6382	6573	6770	127
15.2		29.06	29.94	30.83	31.76	32.71	33.69	34.70	35.74	36.82	37.92	39.06	
LI 10		5088	5240	5397	5559	5726	5898	6075	6257	6445	6638	6837	128
15.2		29.35	30.23	31.14	32.07	33.03	34.03	35.05	36.10	37.18	38.30	39.45	
LI 15		5137	5292	5450	5614	5782	5956	6134	6318	6508	6703	6904	129
15.2		29.64	30.53	31.44	32.39	33.36	34.36	35.39	36.45	37.55	38.67	39.83	
LI 20		5237	5394	5556	5723	5894	6071	6253	6441	6634	6833	7038	130
15.2		30.21	31.12	32.05	33.02	34.01	35.03	36.08	37.16	38.27	39.42	40.61	

105-2 Detective
129 Corrections Corporal

ADVANCED		1	2	3	4	5	6	7	8	9	10	11	
16.5	SAL/MTH	5387	5548	5715	5886	6063	6245	6432	6625	6824	7029	7239	131
16.2	HRLY	31.08	32.01	32.97	33.96	34.98	36.03	37.11	38.22	39.37	40.55	41.77	
LI 5		5441	5604	5772	5945	6123	6307	6496	6691	6892	7099	7312	132
16.2		31.39	32.33	33.30	34.30	35.33	36.39	37.48	38.60	39.76	40.95	42.18	
LI 10		5495	5659	5829	6004	6184	6370	6561	6758	6960	7169	7384	133
16.2		31.70	32.65	33.63	34.64	35.68	36.75	37.85	38.99	40.16	41.36	42.60	
LI 15		5548	5715	5886	6063	6245	6432	6625	6824	7029	7239	7457	134
16.2		32.01	32.97	33.96	34.98	36.03	37.11	38.22	39.37	40.55	41.77	43.02	
LI 20		5656	5826	6001	6181	6366	6557	6754	6956	7165	7380	7601	135
16.2		32.63	33.61	34.62	35.66	36.73	37.83	38.96	40.13	41.34	42.58	43.85	

101 Corrections Health Nurse
356 Pre-Trial Justice Counselor
560 Inmate Counselor

**LCDA PAY PLAN
EFFECTIVE JULY 1, 2019**

LI= Longevity Increase - Employees who attain 5 years of continuous service with the Sheriff's Office will receive a longevity increase equal to 1% of their current wage. Employees who attain 10, 15, and 20 years of continuous service with the Sheriff's Office will be entitled to longevity increases equal to 2%, 3%, and 5% respectively, of their current wage.

FTO - NOTHING ELSE

Base + 2.5%

FTO		1	2	3	4	5	6	7	8	9	10	11	
8.5	SAL/MTH	2762	2845	2930	3018	3109	3202	3298	3397	3499	3604	3712	136
8.2	HRLY	15.94	16.41	16.91	17.41	17.94	18.47	19.03	19.60	20.19	20.79	21.42	
LI 5		2790	2873	2960	3048	3140	3234	3331	3431	3534	3640	3749	137
8.2		16.09	16.58	17.07	17.59	18.11	18.66	19.22	19.79	20.39	21.00	21.63	
LI 10		2817	2902	2989	3079	3171	3266	3364	3465	3569	3676	3786	138
8.2		16.25	16.74	17.24	17.76	18.29	18.84	19.41	19.99	20.59	21.21	21.84	
LI 15		2845	2930	3018	3109	3202	3298	3397	3499	3604	3712	3823	139
8.2		16.41	16.91	17.41	17.94	18.47	19.03	19.60	20.19	20.79	21.42	22.06	
LI 20		2900	2987	3077	3169	3264	3362	3463	3567	3674	3784	3898	140
8.2		16.73	17.23	17.75	18.28	18.83	19.40	19.98	20.58	21.20	21.83	22.49	

145 Animal Care Office Specialist

FTO		1	2	3	4	5	6	7	8	9	10	11	
9.5	SAL/MTH	2983	3073	3165	3260	3357	3458	3562	3669	3779	3892	4009	141
9.2	HRLY	17.21	17.73	18.26	18.81	19.37	19.95	20.55	21.17	21.80	22.46	23.13	
LI 5		3013	3103	3196	3292	3391	3493	3598	3705	3817	3931	4049	142
9.2		17.38	17.90	18.44	18.99	19.56	20.15	20.76	21.38	22.02	22.68	23.36	
LI 10		3043	3134	3228	3325	3425	3527	3633	3742	3854	3970	4089	143
9.2		17.55	18.08	18.62	19.18	19.76	20.35	20.96	21.59	22.24	22.90	23.59	
LI 15		3073	3165	3260	3357	3458	3562	3669	3779	3892	4009	4129	144
9.2		17.73	18.26	18.81	19.37	19.95	20.55	21.17	21.80	22.46	23.13	23.82	
LI 20		3132	3226	3323	3423	3525	3631	3740	3852	3968	4087	4209	145
9.2		18.07	18.61	19.17	19.75	20.34	20.95	21.58	22.22	22.89	23.58	24.29	

124 Cook

FTO		1	2	3	4	5	6	7	8	9	10	11	
10.5	SAL/MTH	3222	3318	3418	3520	3626	3735	3847	3962	4081	4204	4330	146
10.2	HRLY	18.59	19.14	19.72	20.31	20.92	21.55	22.19	22.86	23.55	24.25	24.98	
LI 5		3254	3352	3452	3556	3662	3772	3885	4002	4122	4246	4373	147
10.2		18.77	19.34	19.92	20.51	21.13	21.76	22.42	23.09	23.78	24.49	25.23	
LI 10		3286	3385	3486	3591	3699	3810	3924	4042	4163	4288	4416	148
10.2		18.96	19.53	20.11	20.72	21.34	21.98	22.64	23.32	24.02	24.74	25.48	
LI 15		3318	3418	3520	3626	3735	3847	3962	4081	4204	4330	4460	149
10.2		19.14	19.72	20.31	20.92	21.55	22.19	22.86	23.55	24.25	24.98	25.73	
LI 20		3383	3484	3589	3696	3807	3922	4039	4160	4285	4414	4546	150
10.2		19.52	20.10	20.70	21.33	21.97	22.62	23.30	24.00	24.72	25.46	26.23	

- 100 Corrections Health Office Assistant 2
- 111 Support Services Specialist
- 112 Warrants-Transport Specialist
- 278 Evidence Control Specialist
- 298 Lead Animal Care Specialist

**LCDA PAY PLAN
EFFECTIVE JULY 1, 2019**

LI= Longevity Increase - Employees who attain 5 years of continuous service with the Sheriff's Office will receive a longevity increase equal to 1% of their current wage. Employees who attain 10, 15, and 20 years of continuous service with the Sheriff's Office will be entitled to longevity increases equal to 2%, 3%, and 5% respectively, of their current wage.

FTO		1	2	3	4	5	6	7	8	9	10	11	
11.5	SAL/MTH	3479	3584	3691	3802	3916	4034	4155	4279	4408	4540	4676	151
11.2	HRLY	20.07	20.68	21.30	21.94	22.59	23.27	23.97	24.69	25.43	26.19	26.98	
LI 5		3514	3620	3728	3840	3955	4074	4196	4322	4452	4585	4723	152
11.2		20.27	20.88	21.51	22.15	22.82	23.50	24.21	24.94	25.68	26.45	27.25	
LI 10		3549	3656	3765	3878	3994	4114	4238	4365	4496	4631	4770	153
11.2		20.48	21.09	21.72	22.37	23.04	23.74	24.45	25.18	25.94	26.72	27.52	
LI 15		3584	3691	3802	3916	4034	4155	4279	4408	4540	4676	4816	154
11.2		20.68	21.30	21.94	22.59	23.27	23.97	24.69	25.43	26.19	26.98	27.79	
LI 20		3653	3763	3876	3992	4112	4235	4362	4493	4628	4767	4910	155
11.2		21.08	21.71	22.36	23.03	23.72	24.43	25.17	25.92	26.70	27.50	28.33	

113 Civil Deputy
141 Animal Services Deputy
304 Community Services Deputy
346 Pre-Trial Specialist

FTO		1	2	3	4	5	6	7	8	9	10	11	
12.5	SAL/MTH	3758	3871	3987	4106	4229	4356	4487	4622	4760	4903	5050	156
12.2	HRLY	21.68	22.33	23.00	23.69	24.40	25.13	25.89	26.66	27.46	28.29	29.14	
LI 5		3795	3909	4027	4147	4272	4400	4532	4668	4808	4952	5101	157
12.2		21.90	22.55	23.23	23.93	24.64	25.38	26.15	26.93	27.74	28.57	29.43	
LI 10		3833	3948	4066	4188	4314	4443	4577	4714	4855	5001	5151	158
12.2		22.11	22.78	23.46	24.16	24.89	25.64	26.40	27.20	28.01	28.85	29.72	
LI 15		3871	3987	4106	4229	4356	4487	4622	4760	4903	5050	5202	159
12.2		22.33	23.00	23.69	24.40	25.13	25.89	26.66	27.46	28.29	29.14	30.01	
LI 20		3946	4064	4186	4312	4441	4574	4711	4853	4998	5148	5303	160
12.2		22.76	23.45	24.15	24.87	25.62	26.39	27.18	28.00	28.84	29.70	30.59	

No positions assigned

FTO		1	2	3	4	5	6	7	8	9	10	11	
13.5	SAL/MTH	4058	4180	4306	4435	4568	4705	4846	4991	5141	5295	5454	161
13.2	HRLY	23.41	24.12	24.84	25.59	26.35	27.14	27.96	28.80	29.66	30.55	31.47	
LI 5		4099	4222	4349	4479	4613	4752	4894	5041	5192	5348	5509	162
13.2		23.65	24.36	25.09	25.84	26.62	27.41	28.24	29.08	29.96	30.86	31.78	
LI 10		4140	4264	4392	4523	4659	4799	4943	5091	5244	5401	5563	163
13.2		23.88	24.60	25.34	26.10	26.88	27.69	28.52	29.37	30.25	31.16	32.10	
LI 15		4180	4306	4435	4568	4705	4846	4991	5141	5295	5454	5618	164
13.2		24.12	24.84	25.59	26.35	27.14	27.96	28.80	29.66	30.55	31.47	32.41	
LI 20		4261	4389	4521	4656	4796	4940	5088	5241	5398	5560	5727	165
13.2		24.58	25.32	26.08	26.86	27.67	28.50	29.36	30.24	31.14	32.08	33.04	

No positions assigned

FTO		1	2	3	4	5	6	7	8	9	10	11	
14.5	SAL/MTH	4383	4515	4650	4790	4933	5081	5234	5391	5552	5719	5891	166
14.2	HRLY	25.29	26.05	26.83	27.63	28.46	29.31	30.19	31.10	32.03	32.99	33.98	
LI 5		4427	4560	4697	4837	4983	5132	5286	5445	5608	5776	5949	167
14.2		25.54	26.31	27.10	27.91	28.75	29.61	30.50	31.41	32.35	33.32	34.32	
LI 10		4471	4605	4743	4885	5032	5183	5338	5498	5663	5833	6008	168
14.2		25.79	26.57	27.36	28.18	29.03	29.90	30.80	31.72	32.67	33.65	34.66	
LI 15		4515	4650	4790	4933	5081	5234	5391	5552	5719	5891	6067	169
14.2		26.05	26.83	27.63	28.46	29.31	30.19	31.10	32.03	32.99	33.98	35.00	
LI 20		4602	4740	4883	5029	5180	5335	5495	5660	5830	6005	6185	170
14.2		26.55	27.35	28.17	29.01	29.88	30.78	31.70	32.65	33.63	34.64	35.68	

103 Deputy Sheriff -Patrol
121 Corrections- Deputy
272 Assistant Emergency Manager

**LCDA PAY PLAN
EFFECTIVE JULY 1, 2019**

LI= Longevity Increase - Employees who attain 5 years of continuous service with the Sheriff's Office will receive a longevity increase equal to 1% of their current wage. Employees who attain 10, 15, and 20 years of continuous service with the Sheriff's Office will be entitled to longevity increases equal to 2%, 3%, and 5% respectively, of their current wage.

FTO		1	2	3	4	5	6	7	8	9	10	11	
15.5	SAL/MTH	4734	4876	5022	5173	5328	5488	5652	5822	5997	6176	6362	171
15.2	HRLY	27.31	28.13	28.97	29.84	30.74	31.66	32.61	33.59	34.60	35.63	36.70	
LI 5		4781	4925	5072	5224	5381	5543	5709	5880	6057	6238	6425	172
15.2		27.58	28.41	29.26	30.14	31.05	31.98	32.94	33.92	34.94	35.99	37.07	
LI 10		4828	4973	5122	5276	5434	5597	5765	5938	6116	6300	6489	173
15.2		27.86	28.69	29.55	30.44	31.35	32.29	33.26	34.26	35.29	36.35	37.44	
LI 15		4876	5022	5173	5328	5488	5652	5822	5997	6176	6362	6553	174
15.2		28.13	28.97	29.84	30.74	31.66	32.61	33.59	34.60	35.63	36.70	37.80	
LI 20		4970	5120	5273	5431	5594	5762	5935	6113	6296	6485	6680	175
15.2		28.68	29.54	30.42	31.33	32.27	33.24	34.24	35.27	36.33	37.42	38.54	

105-2 Detective
129 Corrections Corporal

FTO		1	2	3	4	5	6	7	8	9	10	11	
16.5	SAL/MTH	5112	5266	5424	5587	5754	5927	6105	6288	6476	6671	6871	176
16.2	HRLY	29.49	30.38	31.29	32.23	33.20	34.19	35.22	36.27	37.36	38.48	39.64	
LI 5		5164	5318	5478	5642	5812	5986	6166	6351	6541	6737	6939	177
16.2		29.79	30.68	31.60	32.55	33.53	34.53	35.57	36.64	37.74	38.87	40.04	
LI 10		5215	5371	5532	5698	5869	6045	6227	6413	6606	6804	7008	178
16.2		30.08	30.99	31.92	32.87	33.86	34.88	35.92	37.00	38.11	39.25	40.43	
LI 15		5266	5424	5587	5754	5927	6105	6288	6476	6671	6871	7077	179
16.2		30.38	31.29	32.23	33.20	34.19	35.22	36.27	37.36	38.48	39.64	40.83	
LI 20		5368	5529	5695	5866	6042	6223	6410	6602	6800	7004	7214	180
16.2		30.97	31.90	32.86	33.84	34.86	35.90	36.98	38.09	39.23	40.41	41.62	

101 Corrections Health Nurse
356 Pre-Trial Justice Counselor
560 Inmate Counselor

FTO + INTERMEDIATE CERTIFICATE OR NON-CERT AA DEGREE

Base + 4% + 2.5%

FTO + INTER		1	2	3	4	5	6	7	8	9	10	11	
8.5	SAL/MTH	2870	2956	3045	3136	3230	3327	3427	3530	3635	3745	3857	181
8.2	HRLY	16.56	17.05	17.57	18.09	18.64	19.19	19.77	20.36	20.97	21.60	22.25	
LI 5		2899	2986	3075	3167	3262	3360	3461	3565	3672	3782	3895	182
8.2		16.72	17.22	17.74	18.27	18.82	19.39	19.97	20.57	21.18	21.82	22.47	
LI 10		2927	3015	3106	3199	3295	3394	3495	3600	3708	3819	3934	183
8.2		16.89	17.39	17.92	18.45	19.01	19.58	20.17	20.77	21.39	22.04	22.70	
LI 15		2956	3045	3136	3230	3327	3427	3530	3635	3745	3857	3973	184
8.2		17.05	17.57	18.09	18.64	19.19	19.77	20.36	20.97	21.60	22.25	22.92	
LI 20		3013	3104	3197	3293	3392	3493	3598	3706	3817	3932	4050	185
8.2		17.38	17.91	18.44	19.00	19.57	20.15	20.76	21.38	22.02	22.68	23.36	

145 Animal Care Office Specialist

FTO + INTER		1	2	3	4	5	6	7	8	9	10	11	
9.5	SAL/MTH	3099	3192	3288	3387	3488	3593	3701	3812	3926	4044	4165	186
9.2	HRLY	17.90	18.37	18.86	19.36	19.87	20.40	20.94	21.50	22.07	22.65	23.25	
LI 5		3130	3224	3321	3421	3523	3629	3738	3850	3966	4085	4207	187
9.2		18.08	18.55	19.05	19.55	20.07	20.60	21.15	21.71	22.29	22.88	23.48	
LI 10		3161	3256	3354	3455	3558	3665	3775	3888	4005	4125	4249	188
9.2		18.26	18.74	19.24	19.75	20.27	20.81	21.36	21.93	22.51	23.11	23.72	
LI 15		3192	3288	3387	3488	3593	3701	3812	3926	4044	4165	4290	189
9.2		18.44	18.93	19.43	19.95	20.47	21.02	21.57	22.15	22.73	23.34	23.96	
LI 20		3254	3352	3453	3556	3663	3773	3886	4003	4123	4246	4374	190
9.2		18.34	18.83	19.33	19.84	20.37	20.91	21.46	22.03	22.62	23.22	23.83	

124 Cook

**LCDA PAY PLAN
EFFECTIVE JULY 1, 2019**

LI= Longevity Increase - Employees who attain 5 years of continuous service with the Sheriff's Office will receive a longevity increase equal to 1% of their current wage. Employees who attain 10, 15, and 20 years of continuous service with the Sheriff's Office will be entitled to longevity increases equal to 2%, 3%, and 5% respectively, of their current wage.

FTO + INTER		1	2	3	4	5	6	7	8	9	10	11	
10.5	SAL/MTH	3347	3448	3551	3658	3768	3881	3997	4117	4240	4368	4499	191
10.2	HRLY	19.31	19.89	20.49	21.10	21.74	22.39	23.06	23.75	24.46	25.20	25.95	
LI 5		3381	3482	3587	3694	3805	3919	4037	4158	4283	4411	4544	192
10.2		19.51	20.09	20.69	21.31	21.95	22.61	23.29	23.99	24.71	25.45	26.21	
LI 10		3414	3517	3622	3731	3843	3958	4077	4199	4325	4455	4589	193
10.2		19.70	20.29	20.90	21.52	22.17	22.84	23.52	24.23	24.95	25.70	26.47	
LI 15		3448	3551	3658	3768	3881	3997	4117	4240	4368	4499	4634	194
10.2		19.89	20.49	21.10	21.74	22.39	23.06	23.75	24.46	25.20	25.95	26.73	
LI 20		3515	3620	3729	3841	3956	4075	4197	4323	4452	4586	4724	195
10.2		20.28	20.89	21.51	22.16	22.82	23.51	24.21	24.94	25.69	26.46	27.25	

100 Corrections Health Office Assistant 2
111 Support Services Specialist
112 Warrants-Transport Specialist
278 Evidence Control Specialist
298 Lead Animal Care Specialist

FTO + INTER		1	2	3	4	5	6	7	8	9	10	11	
11.5	SAL/MTH	3615	3724	3835	3950	4069	4191	4317	4446	4580	4717	4859	196
11.2	HRLY	20.86	21.48	22.13	22.79	23.47	24.18	24.90	25.65	26.42	27.21	28.03	
LI 5		3651	3761	3874	3990	4110	4233	4360	4491	4625	4764	4907	197
11.2		21.07	21.70	22.35	23.02	23.71	24.42	25.15	25.91	26.69	27.49	28.31	
LI 10		3688	3798	3912	4029	4150	4275	4403	4535	4671	4811	4956	198
11.2		21.27	21.91	22.57	23.25	23.94	24.66	25.40	26.16	26.95	27.76	28.59	
LI 15		3724	3835	3950	4069	4191	4317	4446	4580	4717	4859	5004	199
11.2		21.48	22.13	22.79	23.47	24.18	24.90	25.65	26.42	27.21	28.03	28.87	
LI 20		3796	3910	4027	4148	4272	4401	4533	4669	4809	4953	5101	200
11.2		21.90	22.56	23.23	23.93	24.65	25.39	26.15	26.93	27.74	28.57	29.43	

113 Civil Deputy
141 Animal Services Deputy
304 Community Services Deputy
346 Pre-Trial Specialist

FTO + INTER		1	2	3	4	5	6	7	8	9	10	11	
12.5	SAL/MTH	3904	4022	4142	4266	4394	4526	4662	4802	4946	5094	5247	201
12.2	HRLY	22.53	23.20	23.90	24.61	25.35	26.11	26.90	27.70	28.53	29.39	30.27	
LI 5		3943	4062	4184	4309	4438	4572	4709	4850	4995	5145	5300	202
12.2		22.75	23.43	24.14	24.86	25.61	26.37	27.17	27.98	28.82	29.68	30.58	
LI 10		3983	4102	4225	4352	4482	4617	4755	4898	5045	5196	5352	203
12.2		22.98	23.67	24.38	25.11	25.86	26.64	27.43	28.26	29.11	29.98	30.88	
LI 15		4022	4142	4266	4394	4526	4662	4802	4946	5094	5247	5405	204
12.2		23.20	23.90	24.61	25.35	26.11	26.90	27.70	28.53	29.39	30.27	31.18	
LI 20		4100	4223	4349	4480	4614	4753	4895	5042	5193	5349	5510	205
12.2		23.65	24.36	25.09	25.85	26.62	27.42	28.24	29.09	29.96	30.86	31.79	

No positions assigned

FTO + INTER		1	2	3	4	5	6	7	8	9	10	11	
13.5	SAL/MTH	4217	4343	4474	4608	4746	4888	5035	5186	5342	5502	5667	206
13.2	HRLY	24.35	25.00	25.66	26.34	27.04	27.76	28.50	29.25	30.03	30.82	31.64	
LI 5		4259	4387	4518	4654	4794	4937	5085	5238	5395	5557	5724	207
13.2		24.60	25.25	25.92	26.61	27.31	28.04	28.78	29.54	30.33	31.13	31.96	
LI 10		4301	4430	4563	4700	4841	4986	5136	5290	5449	5612	5780	208
13.2		24.84	25.50	26.18	26.87	27.59	28.32	29.07	29.84	30.63	31.44	32.28	
LI 15		4343	4474	4608	4746	4888	5035	5186	5342	5502	5667	5837	209
13.2		25.09	25.76	26.44	27.14	27.86	28.60	29.36	30.14	30.94	31.76	32.60	
LI 20		4428	4560	4697	4838	4983	5133	5287	5445	5609	5777	5950	210
13.2		24.96	25.62	26.30	27.00	27.72	28.45	29.21	29.98	30.78	31.59	32.43	

No positions assigned

**LCDA PAY PLAN
EFFECTIVE JULY 1, 2019**

LI= Longevity Increase - Employees who attain 5 years of continuous service with the Sheriff's Office will receive a longevity increase equal to 1% of their current wage. Employees who attain 10, 15, and 20 years of continuous service with the Sheriff's Office will be entitled to longevity increases equal to 2%, 3%, and 5% respectively, of their current wage.

FTO + INTER		1	2	3	4	5	6	7	8	9	10	11	
14.5	SAL/MTH	4554	4691	4831	4976	5126	5279	5438	5601	5769	5942	6120	211
14.2	HRLY	26.27	27.06	27.87	28.71	29.57	30.46	31.37	32.31	33.28	34.28	35.31	
LI 5		4600	4738	4880	5026	5177	5332	5492	5657	5827	6002	6182	212
14.2		26.54	27.33	28.15	29.00	29.87	30.76	31.69	32.64	33.62	34.62	35.66	
LI 10		4645	4785	4928	5076	5228	5385	5547	5713	5884	6061	6243	213
14.2		26.80	27.60	28.43	29.28	30.16	31.07	32.00	32.96	33.95	34.97	36.02	
LI 15		4691	4831	4976	5126	5279	5438	5601	5769	5942	6120	6304	214
14.2		27.06	27.87	28.71	29.57	30.46	31.37	32.31	33.28	34.28	35.31	36.37	
LI 20		4782	4925	5073	5225	5382	5543	5710	5881	6058	6239	6426	215
14.2		27.59	28.42	29.27	30.15	31.05	31.98	32.94	33.93	34.95	36.00	37.08	

103 Deputy Sheriff -Patrol
121 Corrections- Deputy
272 Assistant Emergency Manager

FTO + INTER		1	2	3	4	5	6	7	8	9	10	11	
15.5	SAL/MTH	4918	5066	5218	5375	5536	5702	5873	6049	6231	6417	6610	216
15.2	HRLY	28.38	29.23	30.10	31.01	31.94	32.90	33.88	34.90	35.95	37.02	38.13	
LI 5		4968	5117	5270	5428	5591	5759	5932	6110	6293	6482	6676	217
15.2		28.66	29.52	30.40	31.32	32.26	33.22	34.22	35.25	36.31	37.39	38.52	
LI 10		5017	5167	5322	5482	5647	5816	5990	6170	6355	6546	6742	218
15.2		28.94	29.81	30.71	31.63	32.58	33.55	34.56	35.60	36.66	37.76	38.90	
LI 15		5066	5218	5375	5536	5702	5873	6049	6231	6417	6610	6808	219
15.2		29.23	30.10	31.01	31.94	32.90	33.88	34.90	35.95	37.02	38.13	39.28	
LI 20		5164	5319	5479	5643	5813	5987	6167	6352	6542	6738	6941	220
15.2		29.79	30.69	31.61	32.56	33.53	34.54	35.58	36.64	37.74	38.88	40.04	

105-2 Detective
129 Corrections Corporal

FTO + INTER		1	2	3	4	5	6	7	8	9	10	11	
16.5	SAL/MTH	5312	5471	5635	5805	5979	6158	6343	6533	6729	6931	7139	221
16.2	HRLY	30.65	31.57	32.51	33.49	34.49	35.53	36.59	37.69	38.82	39.99	41.19	
LI 5		5365	5526	5692	5863	6038	6220	6406	6598	6796	7000	7210	222
16.2		30.95	31.88	32.84	33.82	34.84	35.88	36.96	38.07	39.21	40.39	41.60	
LI 10		5418	5581	5748	5921	6098	6281	6470	6664	6864	7070	7282	223
16.2		31.26	32.20	33.16	34.16	35.18	36.24	37.32	38.44	39.60	40.79	42.01	
LI 15		5471	5635	5805	5979	6158	6343	6533	6729	6931	7139	7353	224
16.2		31.57	32.51	33.49	34.49	35.53	36.59	37.69	38.82	39.99	41.19	42.42	
LI 20		5578	5745	5917	6095	6278	6466	6660	6860	7065	7277	7496	225
16.2		32.18	33.14	34.14	35.16	36.22	37.30	38.42	39.58	40.76	41.99	43.24	

101 Corrections Health Nurse
356 Pre-Trial Justice Counselor
560 Inmate Counselor

FTO + ADVANCED CERTIFICATE OR NON-CERT BA DEGREE

Base + 8% + 2.5%

FTO + ADV		1	2	3	4	5	6	7	8	9	10	11	
8.5	SAL/MTH	2978	3067	3159	3254	3351	3452	3555	3662	3772	3885	4002	226
8.2	HRLY	17.18	17.69	18.23	18.77	19.33	19.92	20.51	21.13	21.76	22.41	23.09	
LI 5		3007	3098	3191	3286	3385	3486	3591	3699	3810	3924	4042	227
8.2		17.35	17.87	18.41	18.96	19.53	20.11	20.72	21.34	21.98	22.64	23.32	
LI 10		3037	3128	3222	3319	3418	3521	3627	3735	3847	3963	4082	228
8.2		17.52	18.05	18.59	19.15	19.72	20.31	20.92	21.55	22.20	22.86	23.55	
LI 15		3067	3159	3254	3351	3452	3555	3662	3772	3885	4002	4122	229
8.2		17.69	18.23	18.77	19.33	19.92	20.51	21.13	21.76	22.41	23.09	23.78	
LI 20		3127	3220	3317	3416	3519	3625	3733	3845	3961	4079	4202	230
8.2		18.04	18.58	19.14	19.71	20.30	20.91	21.54	22.18	22.85	23.54	24.24	

145 Animal Care Office Specialist

**LCDA PAY PLAN
EFFECTIVE JULY 1, 2019**

LI= Longevity Increase - Employees who attain 5 years of continuous service with the Sheriff's Office will receive a longevity increase equal to 1% of their current wage. Employees who attain 10, 15, and 20 years of continuous service with the Sheriff's Office will be entitled to longevity increases equal to 2%, 3%, and 5% respectively, of their current wage.

FTO + ADV		1	2	3	4	5	6	7	8	9	10	11	
9.5	SAL/MTH	3216	3312	3412	3514	3620	3728	3840	3955	4074	4196	4322	231
9.2	HRLY	18.55	19.11	19.68	20.27	20.88	21.51	22.15	22.82	23.50	24.21	24.93	
LI 5		3248	3345	3446	3549	3656	3765	3878	3995	4115	4238	4365	232
9.2		18.74	19.30	19.88	20.48	21.09	21.72	22.38	23.05	23.74	24.45	25.18	
LI 10		3280	3379	3480	3584	3692	3803	3917	4034	4155	4280	4408	233
9.2		18.92	19.49	20.08	20.68	21.30	21.94	22.60	23.27	23.97	24.69	25.43	
LI 15		3312	3412	3514	3620	3728	3840	3955	4074	4196	4322	4452	234
9.2		19.11	19.68	20.27	20.88	21.51	22.15	22.82	23.50	24.21	24.93	25.68	
LI 20		3377	3478	3582	3690	3800	3914	4032	4153	4277	4406	4538	235
9.2		19.48	20.07	20.67	21.29	21.93	22.58	23.26	23.96	24.68	25.42	26.18	

124 Cook

FTO + ADV		1	2	3	4	5	6	7	8	9	10	11	
10.5	SAL/MTH	3473	3577	3685	3795	3909	4026	4147	4272	4400	4532	4668	236
10.2	HRLY	20.04	20.64	21.26	21.90	22.55	23.23	23.93	24.64	25.38	26.14	26.93	
LI 5		3508	3613	3722	3833	3948	4067	4189	4314	4444	4577	4714	237
10.2		20.24	20.84	21.47	22.11	22.78	23.46	24.17	24.89	25.64	26.41	27.20	
LI 10		3543	3649	3758	3871	3987	4107	4230	4357	4488	4622	4761	238
10.2		20.44	21.05	21.68	22.33	23.00	23.69	24.40	25.14	25.89	26.67	27.47	
LI 15		3577	3685	3795	3909	4026	4147	4272	4400	4532	4668	4808	239
10.2		20.64	21.26	21.90	22.55	23.23	23.93	24.64	25.38	26.14	26.93	27.74	
LI 20		3647	3756	3869	3985	4105	4228	4354	4485	4620	4758	4901	240
10.2		21.04	21.67	22.32	22.99	23.68	24.39	25.12	25.88	26.65	27.45	28.28	

100 Corrections Health Office Assistant 2
111 Support Services Specialist
112 Warrants-Transport Specialist
278 Evidence Control Specialist
298 Lead Animal Care Specialist

FTO + ADV		1	2	3	4	5	6	7	8	9	10	11	
11.5	SAL/MTH	3751	3864	3979	4099	4222	4348	4479	4613	4752	4894	5041	241
11.2	HRLY	21.64	22.29	22.96	23.65	24.36	25.09	25.84	26.62	27.41	28.24	29.08	
LI 5		3789	3902	4019	4140	4264	4392	4524	4659	4799	4943	5091	242
11.2		21.86	22.51	23.19	23.88	24.60	25.34	26.10	26.88	27.69	28.52	29.37	
LI 10		3826	3941	4059	4181	4306	4435	4568	4706	4847	4992	5142	243
11.2		22.07	22.74	23.42	24.12	24.84	25.59	26.36	27.15	27.96	28.80	29.66	
LI 15		3864	3979	4099	4222	4348	4479	4613	4752	4894	5041	5192	244
11.2		22.29	22.96	23.65	24.36	25.09	25.84	26.62	27.41	28.24	29.08	29.96	
LI 20		3939	4057	4178	4304	4433	4566	4703	4844	4989	5139	5293	245
11.2		22.72	23.40	24.11	24.83	25.57	26.34	27.13	27.95	28.78	29.65	30.54	

113 Civil Deputy
141 Animal Services Deputy
304 Community Services Deputy
346 Pre-Trial Specialist

FTO + ADV		1	2	3	4	5	6	7	8	9	10	11	
12.5	SAL/MTH	4051	4173	4298	4427	4560	4696	4837	4982	5132	5286	5444	246
12.2	HRLY	23.37	24.07	24.79	25.54	26.31	27.09	27.91	28.74	29.61	30.49	31.41	
LI 5		4092	4214	4341	4471	4605	4743	4886	5032	5183	5339	5499	247
12.2		23.61	24.31	25.04	25.79	26.57	27.37	28.19	29.03	29.90	30.80	31.72	
LI 10		4132	4256	4384	4515	4651	4790	4934	5082	5234	5391	5553	248
12.2		23.84	24.55	25.29	26.05	26.83	27.64	28.47	29.32	30.20	31.10	32.04	
LI 15		4173	4298	4427	4560	4696	4837	4982	5132	5286	5444	5608	249
12.2		24.07	24.79	25.54	26.31	27.09	27.91	28.74	29.61	30.49	31.41	32.35	
LI 20		4254	4381	4513	4648	4788	4931	5079	5231	5388	5550	5717	250
12.2		24.54	25.28	26.03	26.82	27.62	28.45	29.30	30.18	31.09	32.02	32.98	

No positions assigned

**LCDA PAY PLAN
EFFECTIVE JULY 1, 2019**

LI= Longevity Increase - Employees who attain 5 years of continuous service with the Sheriff's Office will receive a longevity increase equal to 1% of their current wage. Employees who attain 10, 15, and 20 years of continuous service with the Sheriff's Office will be entitled to longevity increases equal to 2%, 3%, and 5% respectively, of their current wage.

FTO + ADV		1	2	3	4	5	6	7	8	9	10	11	
13.5	SAL/MTH	4375	4506	4642	4781	4924	5072	5224	5381	5542	5709	5880	251
13.2	HRLY	25.24	26.00	26.78	27.58	28.41	29.26	30.14	31.04	31.98	32.93	33.92	
LI 5		4419	4551	4688	4829	4974	5123	5276	5435	5598	5766	5939	252
13.2		25.49	26.26	27.05	27.86	28.69	29.55	30.44	31.35	32.29	33.26	34.26	
LI 10		4463	4597	4734	4876	5023	5173	5329	5489	5653	5823	5997	253
13.2		25.75	26.52	27.31	28.13	28.98	29.85	30.74	31.66	32.61	33.59	34.60	
LI 15		4506	4642	4781	4924	5072	5224	5381	5542	5709	5880	6056	254
13.2		26.00	26.78	27.58	28.41	29.26	30.14	31.04	31.98	32.93	33.92	34.94	
LI 20		4594	4732	4874	5020	5171	5326	5485	5650	5819	5994	6174	255
13.2		26.50	27.30	28.12	28.96	29.83	30.72	31.65	32.60	33.57	34.58	35.62	

No positions assigned

FTO + ADV		1	2	3	4	5	6	7	8	9	10	11	
14.5	SAL/MTH	4725	4867	5013	5163	5318	5478	5642	5811	5986	6165	6350	256
14.2	HRLY	27.26	28.08	28.92	29.79	30.68	31.60	32.55	33.53	34.53	35.57	36.64	
LI 5		4772	4916	5063	5215	5371	5533	5699	5870	6046	6227	6414	257
14.2		27.53	28.36	29.21	30.09	30.99	31.92	32.88	33.86	34.88	35.92	37.00	
LI 10		4820	4964	5113	5267	5425	5587	5755	5928	6105	6289	6477	258
14.2		27.81	28.64	29.50	30.38	31.30	32.23	33.20	34.20	35.22	36.28	37.37	
LI 15		4867	5013	5163	5318	5478	5642	5811	5986	6165	6350	6541	259
14.2		28.08	28.92	29.79	30.68	31.60	32.55	33.53	34.53	35.57	36.64	37.74	
LI 20		4961	5110	5264	5422	5584	5752	5924	6102	6285	6474	6668	260
14.2		28.62	29.48	30.37	31.28	32.22	33.18	34.18	35.20	36.26	37.35	38.47	

103 Deputy Sheriff -Patrol
121 Corrections- Deputy
272 Assistant Emergency Manager

FTO + ADV		1	2	3	4	5	6	7	8	9	10	11	
15.5	SAL/MTH	5103	5256	5414	5576	5744	5916	6093	6276	6465	6659	6858	261
15.2	HRLY	29.44	30.32	31.23	32.17	33.14	34.13	35.15	36.21	37.30	38.41	39.57	
LI 5		5154	5309	5468	5632	5801	5975	6154	6339	6529	6725	6927	262
15.2		29.74	30.63	31.55	32.49	33.47	34.47	35.51	36.57	37.67	38.80	39.96	
LI 10		5205	5361	5522	5688	5859	6034	6215	6402	6594	6792	6995	263
15.2		30.03	30.93	31.86	32.82	33.80	34.81	35.86	36.93	38.04	39.18	40.36	
LI 15		5256	5414	5576	5744	5916	6093	6276	6465	6659	6858	7064	264
15.2		30.32	31.23	32.17	33.14	34.13	35.15	36.21	37.30	38.41	39.57	40.75	
LI 20		5358	5519	5685	5855	6031	6212	6398	6590	6788	6991	7201	265
15.2		30.91	31.84	32.80	33.78	34.79	35.84	36.91	38.02	39.16	40.34	41.55	

105-2 Detective
129 Corrections Corporal

FTO + ADV		1	2	3	4	5	6	7	8	9	10	11	
16.5	SAL/MTH	5511	5677	5847	6023	6203	6389	6581	6778	6982	7191	7407	266
16.2	HRLY	31.80	32.75	33.73	34.75	35.79	36.86	37.97	39.11	40.28	41.49	42.73	
LI 5		5567	5734	5906	6083	6265	6453	6647	6846	7052	7263	7481	267
16.2		32.11	33.08	34.07	35.09	36.15	37.23	38.35	39.50	40.68	41.90	43.16	
LI 10		5622	5790	5964	6143	6327	6517	6713	6914	7121	7335	7555	268
16.2		32.43	33.41	34.41	35.44	36.50	37.60	38.73	39.89	41.08	42.32	43.59	
LI 15		5677	5847	6023	6203	6389	6581	6778	6982	7191	7407	7629	269
16.2		32.75	33.73	34.75	35.79	36.86	37.97	39.11	40.28	41.49	42.73	44.01	
LI 20		5787	5961	6139	6324	6513	6709	6910	7117	7331	7551	7777	270
16.2		33.39	34.39	35.42	36.48	37.58	38.70	39.87	41.06	42.29	43.56	44.87	

101 Corrections Health Nurse
356 Pre-Trial Justice Counselor
560 Inmate Counselor

Canine Deputy receives 5% over where placed on pay range above

**LCDA PAY PLAN
EFFECTIVE JANUARY 1, 2020**

LI= Longevity Increase - Employees who attain 5 years of continuous service with the Sheriff's Office will receive a longevity increase equal to 1% of their current wage. Employees who attain 10, 15, and 20 years of continuous service with the Sheriff's Office will be entitled to longevity increases equal to 2%, 3%, and 5% respectively, of their current wage.

BASIC		1	2	3	4	5	6	7	8	9	10	11	
8.5	SAL/MTH	2695	2776	2859	2945	3033	3124	3218	3314	3414	3516	3622	001
8.2	HRLY	15.55	16.01	16.49	16.99	17.50	18.02	18.56	19.12	19.70	20.29	20.89	
LI 5		2722	2804	2888	2974	3064	3155	3250	3348	3448	3551	3658	002
8.2		15.70	16.17	16.66	17.16	17.67	18.20	18.75	19.31	19.89	20.49	21.10	
LI 10		2749	2831	2916	3004	3094	3187	3282	3381	3482	3587	3694	003
8.2		15.86	16.33	16.82	17.33	17.85	18.38	18.94	19.50	20.09	20.69	21.31	
LI 15		2776	2859	2945	3033	3124	3218	3314	3414	3516	3622	3730	004
8.2		16.01	16.49	16.99	17.50	18.02	18.56	19.12	19.70	20.29	20.89	21.52	
LI 20		2830	2915	3002	3092	3185	3280	3379	3480	3585	3692	3803	005
8.2		16.33	16.81	17.32	17.84	18.37	18.93	19.49	20.08	20.68	21.30	21.94	

No positions assigned

BASIC		1	2	3	4	5	6	7	8	9	10	11	
9.5	SAL/MTH	2911	2998	3088	3180	3276	3374	3475	3580	3687	3798	3912	006
9.2	HRLY	16.79	17.30	17.81	18.35	18.90	19.47	20.05	20.65	21.27	21.91	22.57	
LI 5		2940	3028	3119	3212	3309	3408	3510	3615	3724	3836	3951	007
9.2		16.96	17.47	17.99	18.53	19.09	19.66	20.25	20.86	21.48	22.13	22.79	
LI 10		2969	3058	3150	3244	3341	3442	3545	3651	3761	3874	3990	008
9.2		17.13	17.64	18.17	18.72	19.28	19.86	20.45	21.06	21.70	22.35	23.02	
LI 15		2998	3088	3180	3276	3374	3475	3580	3687	3798	3912	4029	009
9.2		17.30	17.81	18.35	18.90	19.47	20.05	20.65	21.27	21.91	22.57	23.24	
LI 20		3056	3148	3242	3339	3440	3543	3649	3759	3871	3987	4107	010
9.2		17.63	18.16	18.70	19.27	19.84	20.44	21.05	21.68	22.33	23.00	23.69	

145 Animal Care Office Specialist

BASIC		1	2	3	4	5	6	7	8	9	10	11	
10.5	SAL/MTH	3143	3238	3335	3435	3538	3644	3753	3866	3982	4101	4224	011
10.2	HRLY	18.13	18.68	19.24	19.82	20.41	21.02	21.65	22.30	22.97	23.66	24.37	
LI 5		3175	3270	3368	3469	3573	3680	3791	3905	4022	4142	4267	012
10.2		18.32	18.87	19.43	20.01	20.62	21.23	21.87	22.53	23.20	23.90	24.62	
LI 10		3206	3302	3402	3504	3609	3717	3828	3943	4062	4183	4309	013
10.2		18.50	19.05	19.62	20.21	20.82	21.44	22.09	22.75	23.43	24.14	24.86	
LI 15		3238	3335	3435	3538	3644	3753	3866	3982	4101	4224	4351	014
10.2		18.68	19.24	19.82	20.41	21.02	21.65	22.30	22.97	23.66	24.37	25.10	
LI 20		3301	3400	3502	3607	3715	3826	3941	4059	4181	4306	4436	015
10.2		19.04	19.61	20.20	20.81	21.43	22.07	22.74	23.42	24.12	24.85	25.59	

124 Cook

BASIC		1	2	3	4	5	6	7	8	9	10	11	
11.5	SAL/MTH	3395	3497	3602	3710	3821	3936	4054	4175	4301	4430	4562	016
11.2	HRLY	19.59	20.17	20.78	21.40	22.04	22.71	23.39	24.09	24.81	25.55	26.32	
LI 5		3429	3532	3638	3747	3859	3975	4094	4217	4344	4474	4608	017
11.2		19.78	20.38	20.99	21.62	22.26	22.93	23.62	24.33	25.06	25.81	26.58	
LI 10		3463	3567	3674	3784	3897	4014	4135	4259	4387	4518	4654	018
11.2		19.98	20.58	21.19	21.83	22.48	23.16	23.85	24.57	25.31	26.07	26.85	
LI 15		3497	3602	3710	3821	3936	4054	4175	4301	4430	4562	4699	019
11.2		20.17	20.78	21.40	22.04	22.71	23.39	24.09	24.81	25.55	26.32	27.11	
LI 20		3565	3672	3782	3895	4012	4132	4256	4384	4516	4651	4791	020
11.2		20.57	21.18	21.82	22.47	23.15	23.84	24.56	25.29	26.05	26.83	27.64	

100 Corrections Health Office Assistant 2
111 Support Services Specialist
112 Warrants-Transport Specialist
278 Evidence Control Specialist
298 Lead Animal Care Specialist

**LCDA PAY PLAN
EFFECTIVE JANUARY 1, 2020**

LI= Longevity Increase - Employees who attain 5 years of continuous service with the Sheriff's Office will receive a longevity increase equal to 1% of their current wage. Employees who attain 10, 15, and 20 years of continuous service with the Sheriff's Office will be entitled to longevity increases equal to 2%, 3%, and 5% respectively, of their current wage.

BASIC		1	2	3	4	5	6	7	8	9	10	11	
12.5	SAL/MTH	3666	3776	3890	4006	4127	4250	4378	4509	4645	4784	4927	021
12.2	HRLY	21.15	21.79	22.44	23.11	23.81	24.52	25.26	26.02	26.80	27.60	28.43	
LI 5		3703	3814	3929	4046	4168	4293	4422	4554	4691	4832	4977	022
12.2		21.36	22.01	22.67	23.35	24.05	24.77	25.51	26.28	27.06	27.88	28.71	
LI 10		3740	3852	3968	4087	4209	4335	4465	4599	4737	4880	5026	023
12.2		21.58	22.22	22.89	23.58	24.28	25.01	25.76	26.54	27.33	28.15	29.00	
LI 15		3776	3890	4006	4127	4250	4378	4509	4645	4784	4927	5075	024
12.2		21.79	22.44	23.11	23.81	24.52	25.26	26.02	26.80	27.60	28.43	29.28	
LI 20		3850	3965	4084	4207	4333	4463	4597	4735	4877	5023	5174	025
12.2		22.21	22.88	23.56	24.27	25.00	25.75	26.52	27.32	28.14	28.98	29.85	

113 Civil Deputy
141 Animal Services Deputy
304 Community Services Deputy
346 Pre-Trial Specialist

BASIC		1	2	3	4	5	6	7	8	9	10	11	
13.5	SAL/MTH	3960	4079	4201	4327	4457	4590	4728	4870	5016	5167	5322	026
13.2	HRLY	22.84	23.53	24.24	24.96	25.71	26.48	27.28	28.10	28.94	29.81	30.70	
LI 5		3999	4119	4243	4370	4501	4636	4775	4919	5066	5218	5375	027
13.2		23.07	23.77	24.48	25.21	25.97	26.75	27.55	28.38	29.23	30.11	31.01	
LI 10		4039	4160	4285	4413	4546	4682	4823	4967	5116	5270	5428	028
13.2		23.30	24.00	24.72	25.46	26.23	27.01	27.82	28.66	29.52	30.40	31.32	
LI 15		4079	4201	4327	4457	4590	4728	4870	5016	5167	5322	5481	029
13.2		23.53	24.24	24.96	25.71	26.48	27.28	28.10	28.94	29.81	30.70	31.62	
LI 20		4158	4282	4411	4543	4680	4820	4965	5114	5267	5425	5588	030
13.2		23.99	24.71	25.45	26.21	27.00	27.81	28.64	29.50	30.39	31.30	32.24	

No positions assigned

BASIC		1	2	3	4	5	6	7	8	9	10	11	
14.5	SAL/MTH	4277	4405	4537	4673	4813	4958	5106	5260	5417	5580	5747	031
14.2	HRLY	24.67	25.41	26.17	26.96	27.77	28.60	29.46	30.34	31.25	32.19	33.16	
LI 5		4319	4449	4582	4720	4861	5007	5157	5312	5472	5636	5805	032
14.2		24.92	25.67	26.44	27.23	28.05	28.89	29.75	30.65	31.57	32.51	33.49	
LI 10		4362	4493	4628	4767	4910	5057	5209	5365	5526	5692	5862	033
14.2		25.17	25.92	26.70	27.50	28.32	29.17	30.05	30.95	31.88	32.84	33.82	
LI 15		4405	4537	4673	4813	4958	5106	5260	5417	5580	5747	5920	034
14.2		25.41	26.17	26.96	27.77	28.60	29.46	30.34	31.25	32.19	33.16	34.15	
LI 20		4490	4625	4764	4907	5054	5206	5362	5523	5688	5859	6035	035
14.2		25.91	26.68	27.48	28.31	29.16	30.03	30.93	31.86	32.82	33.80	34.82	

No positions assigned

BASIC		1	2	3	4	5	6	7	8	9	10	11	
15.5	SAL/MTH	4619	4757	4900	5047	5198	5354	5515	5680	5851	6026	6207	036
15.2	HRLY	26.65	27.45	28.27	29.12	29.99	30.89	31.82	32.77	33.75	34.77	35.81	
LI 5		4665	4805	4949	5097	5250	5408	5570	5737	5909	6087	6269	037
15.2		26.91	27.72	28.55	29.41	30.29	31.20	32.14	33.10	34.09	35.11	36.17	
LI 10		4711	4852	4998	5148	5302	5461	5625	5794	5968	6147	6331	038
15.2		27.18	27.99	28.83	29.70	30.59	31.51	32.45	33.43	34.43	35.46	36.53	
LI 15		4757	4900	5047	5198	5354	5515	5680	5851	6026	6207	6393	039
15.2		27.45	28.27	29.12	29.99	30.89	31.82	32.77	33.75	34.77	35.81	36.88	
LI 20		4850	4995	5145	5299	5458	5622	5791	5964	6143	6328	6517	040
15.2		27.98	28.82	29.68	30.57	31.49	32.43	33.41	34.41	35.44	36.51	37.60	

103 Deputy Sheriff-Patrol
121 Corrections -Deputy
272 Assistant Emergency Manager

**LCDA PAY PLAN
EFFECTIVE JANUARY 1, 2020**

LI= Longevity Increase - Employees who attain 5 years of continuous service with the Sheriff's Office will receive a longevity increase equal to 1% of their current wage. Employees who attain 10, 15, and 20 years of continuous service with the Sheriff's Office will be entitled to longevity increases equal to 2%, 3%, and 5% respectively, of their current wage.

BASIC		1	2	3	4	5	6	7	8	9	10	11	
16.5	SAL/MTH	4988	5138	5292	5451	5614	5783	5956	6135	6319	6508	6704	041
16.2	HRLY	28.78	29.64	30.53	31.45	32.39	33.36	34.36	35.39	36.45	37.55	38.68	
LI 5		5038	5189	5345	5505	5670	5840	6016	6196	6382	6574	6771	042
16.2		29.07	29.94	30.84	31.76	32.71	33.70	34.71	35.75	36.82	37.92	39.06	
LI 10		5088	5241	5398	5560	5727	5898	6075	6258	6445	6639	6838	043
16.2		29.35	30.23	31.14	32.08	33.04	34.03	35.05	36.10	37.18	38.30	39.45	
LI 15		5138	5292	5451	5614	5783	5956	6135	6319	6508	6704	6905	044
16.2		29.64	30.53	31.45	32.39	33.36	34.36	35.39	36.45	37.55	38.68	39.84	
LI 20		5238	5395	5557	5723	5895	6072	6254	6442	6635	6834	7039	045
16.2		30.22	31.12	32.06	33.02	34.01	35.03	36.08	37.16	38.28	39.43	40.61	

105-2 Detective
129 Corrections Corporal

BASIC		1	2	3	4	5	6	7	8	9	10	11	
17.5	SAL/MTH	5387	5549	5715	5887	6063	6245	6433	6626	6824	7029	7240	300
17.2	HRLY	31.08	32.01	32.97	33.96	34.98	36.03	37.11	38.22	39.37	40.55	41.77	
LI 5		5441	5604	5772	5946	6124	6308	6497	6692	6893	7099	7312	301
17.2		31.39	32.33	33.30	34.30	35.33	36.39	37.48	38.61	39.77	40.96	42.19	
LI 10		5495	5660	5830	6004	6185	6370	6561	6758	6961	7170	7385	302
17.2		31.70	32.65	33.63	34.64	35.68	36.75	37.85	38.99	40.16	41.36	42.60	
LI 15		5549	5715	5887	6063	6245	6433	6626	6824	7029	7240	7457	303
17.2		32.01	32.97	33.96	34.98	36.03	37.11	38.22	39.37	40.55	41.77	43.02	
LI 20		5657	5826	6001	6181	6367	6558	6754	6957	7166	7381	7602	304
16.2		32.63	33.61	34.62	35.66	36.73	37.83	38.97	40.14	41.34	42.58	43.86	

101 Corrections Health Nurse
560 Inmate Counselor

INTERMEDIATE CERTIFICATE OR NON-CERT AA DEGREE

BASIC + 4%

INTERMEDIATE		1	2	3	4	5	6	7	8	9	10	11	
8.5	SAL/MTH	2803	2887	2973	3063	3155	3249	3347	3447	3550	3657	3767	046
8.2	HRLY	16.17	16.65	17.15	17.67	18.20	18.75	19.31	19.89	20.48	21.10	21.73	
LI 5		2831	2916	3003	3093	3186	3282	3380	3481	3586	3694	3804	047
8.2		16.33	16.82	17.33	17.85	18.38	18.93	19.50	20.09	20.69	21.31	21.95	
LI 10		2859	2945	3033	3124	3218	3314	3414	3516	3621	3730	3842	048
8.2		16.49	16.99	17.50	18.02	18.56	19.12	19.69	20.28	20.89	21.52	22.17	
LI 15		2887	2973	3063	3155	3249	3347	3447	3550	3657	3767	3880	049
8.2		16.65	17.15	17.67	18.20	18.75	19.31	19.89	20.48	21.10	21.73	22.38	
LI 20		2943	3031	3122	3216	3312	3412	3514	3619	3728	3840	3955	050
8.2		16.98	17.49	18.01	18.55	19.11	19.68	20.27	20.88	21.51	22.15	22.82	

No positions assigned

INTERMEDIATE		1	2	3	4	5	6	7	8	9	10	11	
9.5	SAL/MTH	3027	3118	3211	3308	3407	3509	3614	3723	3834	3950	4068	051
9.2	HRLY	17.46	17.99	18.53	19.08	19.66	20.24	20.85	21.48	22.12	22.79	23.47	
LI 5		3057	3149	3243	3341	3441	3544	3651	3760	3873	3989	4109	052
9.2		17.64	18.17	18.71	19.27	19.85	20.45	21.06	21.69	22.34	23.01	23.70	
LI 10		3088	3180	3276	3374	3475	3579	3687	3797	3911	4028	4149	053
9.2		17.81	18.35	18.90	19.46	20.05	20.65	21.27	21.91	22.56	23.24	23.94	
LI 15		3118	3211	3308	3407	3509	3614	3723	3834	3950	4068	4190	054
9.2		17.99	18.53	19.08	19.66	20.24	20.85	21.48	22.12	22.79	23.47	24.17	
LI 20		3178	3274	3372	3473	3577	3685	3795	3909	4026	4147	4271	055
9.2		18.34	18.89	19.45	20.04	20.64	21.26	21.89	22.55	23.23	23.92	24.64	

145 Animal Care Office Specialist

**LCDA PAY PLAN
EFFECTIVE JANUARY 1, 2020**

LI= Longevity Increase - Employees who attain 5 years of continuous service with the Sheriff's Office will receive a longevity increase equal to 1% of their current wage. Employees who attain 10, 15, and 20 years of continuous service with the Sheriff's Office will be entitled to longevity increases equal to 2%, 3%, and 5% respectively, of their current wage.

INTERMEDIATE		1	2	3	4	5	6	7	8	9	10	11	
10.5	SAL/MTH	3269	3367	3468	3572	3679	3790	3904	4021	4141	4265	4393	056
10.2	HRLY	18.86	19.43	20.01	20.61	21.23	21.86	22.52	23.20	23.89	24.61	25.35	
LI 5		3302	3401	3503	3608	3716	3828	3943	4061	4183	4308	4437	057
10.2		19.05	19.62	20.21	20.82	21.44	22.08	22.75	23.43	24.13	24.85	25.60	
LI 10		3335	3435	3538	3644	3753	3866	3982	4101	4224	4351	4481	058
10.2		19.24	19.81	20.41	21.02	21.65	22.30	22.97	23.66	24.37	25.10	25.85	
LI 15		3367	3468	3572	3679	3790	3904	4021	4141	4265	4393	4525	059
10.2		19.43	20.01	20.61	21.23	21.86	22.52	23.20	23.89	24.61	25.35	26.11	
LI 20		3433	3536	3642	3751	3863	3979	4099	4222	4348	4479	4613	060
10.2		19.80	20.40	21.01	21.64	22.29	22.96	23.65	24.36	25.09	25.84	26.61	

124 Cook

INTERMEDIATE		1	2	3	4	5	6	7	8	9	10	11	
11.5	SAL/MTH	3531	3637	3746	3858	3974	4093	4216	4342	4473	4607	4745	061
11.2	HRLY	20.37	20.98	21.61	22.26	22.93	23.61	24.32	25.05	25.80	26.58	27.37	
LI 5		3566	3673	3783	3897	4014	4134	4258	4386	4517	4653	4792	062
11.2		20.57	21.19	21.83	22.48	23.15	23.85	24.57	25.30	26.06	26.84	27.65	
LI 10		3601	3709	3821	3935	4053	4175	4300	4429	4562	4699	4840	063
11.2		20.78	21.40	22.04	22.70	23.38	24.09	24.81	25.55	26.32	27.11	27.92	
LI 15		3637	3746	3858	3974	4093	4216	4342	4473	4607	4745	4887	064
11.2		20.98	21.61	22.26	22.93	23.61	24.32	25.05	25.80	26.58	27.37	28.20	
LI 20		3707	3818	3933	4051	4172	4298	4427	4559	4696	4837	4982	065
11.2		21.39	22.03	22.69	23.37	24.07	24.79	25.54	26.30	27.09	27.91	28.74	

100 Corrections Health Office Assistant 2
111 Support Services Specialist
112 Warrants-Transport Specialist
278 Evidence Control Specialist
298 Lead Animal Care Specialist

INTERMEDIATE		1	2	3	4	5	6	7	8	9	10	11	
12.5	SAL/MTH	3813	3928	4045	4167	4292	4420	4553	4690	4830	4975	5124	066
12.2	HRLY	22.00	22.66	23.34	24.04	24.76	25.50	26.27	27.06	27.87	28.70	29.56	
LI 5		3851	3967	4086	4208	4335	4465	4599	4737	4879	5025	5176	067
12.2		22.22	22.89	23.57	24.28	25.01	25.76	26.53	27.33	28.15	28.99	29.86	
LI 10		3889	4006	4126	4250	4378	4509	4644	4783	4927	5075	5227	068
12.2		22.44	23.11	23.81	24.52	25.25	26.01	26.79	27.60	28.42	29.28	30.16	
LI 15		3928	4045	4167	4292	4420	4553	4690	4830	4975	5124	5278	069
12.2		22.66	23.34	24.04	24.76	25.50	26.27	27.06	27.87	28.70	29.56	30.45	
LI 20		4004	4124	4248	4375	4506	4641	4781	4924	5072	5224	5381	070
12.2		23.10	23.79	24.51	25.24	26.00	26.78	27.58	28.41	29.26	30.14	31.04	

113 Civil Deputy
141 Animal Services Deputy
304 Community Services Deputy
346 Pre-Trial Specialist

INTERMEDIATE		1	2	3	4	5	6	7	8	9	10	11	
13.5	SAL/MTH	4118	4242	4369	4500	4635	4774	4917	5065	5217	5373	5534	071
13.2	HRLY	23.76	24.47	25.21	25.96	26.74	27.54	28.37	29.22	30.10	31.00	31.93	
LI 5		4159	4284	4413	4545	4681	4822	4966	5115	5269	5427	5590	072
13.2		24.00	24.72	25.46	26.22	27.01	27.82	28.65	29.51	30.40	31.31	32.25	
LI 10		4201	4327	4456	4590	4728	4870	5016	5166	5321	5481	5645	073
13.2		24.23	24.96	25.71	26.48	27.28	28.09	28.94	29.80	30.70	31.62	32.57	
LI 15		4242	4369	4500	4635	4774	4917	5065	5217	5373	5534	5700	074
13.2		24.47	25.21	25.96	26.74	27.54	28.37	29.22	30.10	31.00	31.93	32.89	
LI 20		4324	4454	4587	4725	4867	5013	5163	5318	5478	5642	5811	075
13.2		24.95	25.69	26.47	27.26	28.08	28.92	29.79	30.68	31.60	32.55	33.53	

No positions assigned

**LCDA PAY PLAN
EFFECTIVE JANUARY 1, 2020**

LI= Longevity Increase - Employees who attain 5 years of continuous service with the Sheriff's Office will receive a longevity increase equal to 1% of their current wage. Employees who attain 10, 15, and 20 years of continuous service with the Sheriff's Office will be entitled to longevity increases equal to 2%, 3%, and 5% respectively, of their current wage.

INTERMEDIATE		1	2	3	4	5	6	7	8	9	10	11	
14.5	SAL/MTH	4448	4581	4718	4860	5006	5156	5311	5470	5634	5803	5977	076
14.2	HRLY	25.66	26.43	27.22	28.04	28.88	29.75	30.64	31.56	32.50	33.48	34.48	
LI 5		4492	4627	4766	4909	5056	5208	5364	5525	5690	5861	6037	077
14.2		25.92	26.69	27.49	28.32	29.17	30.04	30.94	31.87	32.83	33.81	34.83	
LI 10		4537	4673	4813	4957	5106	5259	5417	5579	5747	5919	6097	078
14.2		26.17	26.96	27.77	28.60	29.46	30.34	31.25	32.19	33.15	34.15	35.17	
LI 15		4581	4718	4860	5006	5156	5311	5470	5634	5803	5977	6157	079
14.2		26.43	27.22	28.04	28.88	29.75	30.64	31.56	32.50	33.48	34.48	35.52	
LI 20		4670	4810	4954	5103	5256	5414	5576	5743	5916	6093	6276	080
14.2		26.94	27.75	28.58	29.44	30.32	31.23	32.17	33.14	34.13	35.15	36.21	

No positions assigned

INTERMEDIATE		1	2	3	4	5	6	7	8	9	10	11	
15.5	SAL/MTH	4803	4948	5096	5249	5406	5568	5736	5908	6085	6267	6455	081
15.2	HRLY	27.71	28.54	29.40	30.28	31.19	32.13	33.09	34.08	35.10	36.16	37.24	
LI 5		4851	4997	5147	5301	5460	5624	5793	5967	6146	6330	6520	082
15.2		27.99	28.83	29.69	30.58	31.50	32.45	33.42	34.42	35.46	36.52	37.62	
LI 10		4899	5046	5198	5354	5514	5680	5850	6026	6207	6393	6585	083
15.2		28.27	29.11	29.99	30.89	31.81	32.77	33.75	34.76	35.81	36.88	37.99	
LI 15		4948	5096	5249	5406	5568	5736	5908	6085	6267	6455	6649	084
15.2		28.54	29.40	30.28	31.19	32.13	33.09	34.08	35.10	36.16	37.24	38.36	
LI 20		5044	5195	5351	5511	5677	5847	6022	6203	6389	6581	6778	085
15.2		29.10	29.97	30.87	31.80	32.75	33.73	34.74	35.79	36.86	37.97	39.10	

103 Deputy Sheriff-Patrol
121 Corrections -Deputy
272 Assistant Emergency Manager

INTERMEDIATE		1	2	3	4	5	6	7	8	9	10	11	
16.5	SAL/MTH	5188	5343	5504	5669	5839	6014	6194	6380	6572	6769	6972	086
16.2	HRLY	29.93	30.83	31.75	32.70	33.69	34.70	35.74	36.81	37.91	39.05	40.22	
LI 5		5240	5397	5559	5725	5897	6074	6256	6444	6637	6836	7042	087
16.2		30.23	31.14	32.07	33.03	34.02	35.04	36.09	37.18	38.29	39.44	40.62	
LI 10		5291	5450	5614	5782	5956	6134	6318	6508	6703	6904	7111	088
16.2		30.53	31.44	32.39	33.36	34.36	35.39	36.45	37.55	38.67	39.83	41.03	
LI 15		5343	5504	5669	5839	6014	6194	6380	6572	6769	6972	7181	089
16.2		30.83	31.75	32.70	33.69	34.70	35.74	36.81	37.91	39.05	40.22	41.43	
LI 20		5447	5610	5779	5952	6131	6315	6504	6699	6900	7107	7320	090
16.2		31.43	32.37	33.34	34.34	35.37	36.43	37.52	38.65	39.81	41.00	42.23	

105-2 Detective
129 Corrections Corporal

INTERMEDIATE		1	2	3	4	5	6	7	8	9	10	11	
17.5	SAL/MTH	5603	5771	5944	6122	6306	6495	6690	6891	7097	7310	7530	305
17.2	HRLY	32.32	33.29	34.29	35.32	36.38	37.47	38.60	39.75	40.95	42.17	43.44	
LI 5		5659	5828	6003	6183	6369	6560	6757	6960	7168	7383	7605	306
17.2		32.65	33.63	34.63	35.67	36.74	37.85	38.98	40.15	41.36	42.60	43.87	
LI 10		5715	5886	6063	6245	6432	6625	6824	7028	7239	7456	7680	307
17.2		32.97	33.96	34.98	36.03	37.11	38.22	39.37	40.55	41.77	43.02	44.31	
LI 15		5771	5944	6122	6306	6495	6690	6891	7097	7310	7530	7755	308
17.2		33.29	34.29	35.32	36.38	37.47	38.60	39.75	40.95	42.17	43.44	44.74	
LI 20		5883	6059	6241	6428	6621	6820	7024	7235	7452	7676	7906	309
17.2		33.94	34.96	36.01	37.09	38.20	39.35	40.53	41.74	42.99	44.28	45.61	

101 Corrections Health Nurse
560 Inmate Counselor

ADVANCED CERTIFICATE OR NON-CERT BA DEGREE

Base + 8%

ADVANCED		1	2	3	4	5	6	7	8	9	10	11	
8.5	SAL/MTH	2911	2998	3088	3180	3276	3374	3475	3580	3687	3798	3912	091
8.2	HRLY	16.79	17.30	17.81	18.35	18.90	19.47	20.05	20.65	21.27	21.91	22.57	
LI 5		2940	3028	3119	3212	3309	3408	3510	3615	3724	3836	3951	092
8.2		16.96	17.47	17.99	18.53	19.09	19.66	20.25	20.86	21.48	22.13	22.79	
LI 10		2969	3058	3150	3244	3341	3442	3545	3651	3761	3874	3990	093
8.2		17.13	17.64	18.17	18.72	19.28	19.86	20.45	21.06	21.70	22.35	23.02	
LI 15		2998	3088	3180	3276	3374	3475	3580	3687	3798	3912	4029	094
8.2		17.30	17.81	18.35	18.90	19.47	20.05	20.65	21.27	21.91	22.57	23.24	
LI 20		3056	3148	3242	3339	3440	3543	3649	3759	3871	3987	4107	095
8.2		17.63	18.16	18.70	19.27	19.84	20.44	21.05	21.68	22.33	23.00	23.69	

No positions assigned

**LCDA PAY PLAN
EFFECTIVE JANUARY 1, 2020**

LI= Longevity Increase - Employees who attain 5 years of continuous service with the Sheriff's Office will receive a longevity increase equal to 1% of their current wage. Employees who attain 10, 15, and 20 years of continuous service with the Sheriff's Office will be entitled to longevity increases equal to 2%, 3%, and 5% respectively, of their current wage.

ADVANCED		1	2	3	4	5	6	7	8	9	10	11	
9.5	SAL/MTH	3143	3238	3335	3435	3538	3644	3753	3866	3982	4101	4224	096
9.2	HRLY	18.13	18.68	19.24	19.82	20.41	21.02	21.65	22.30	22.97	23.66	24.37	
LI 5		3175	3270	3368	3469	3573	3680	3791	3905	4022	4142	4267	097
9.2		18.32	18.87	19.43	20.01	20.62	21.23	21.87	22.53	23.20	23.90	24.62	
LI 10		3206	3302	3402	3504	3609	3717	3828	3943	4062	4183	4309	098
9.2		18.50	19.05	19.62	20.21	20.82	21.44	22.09	22.75	23.43	24.14	24.86	
LI 15		3238	3335	3435	3538	3644	3753	3866	3982	4101	4224	4351	099
9.2		18.68	19.24	19.82	20.41	21.02	21.65	22.30	22.97	23.66	24.37	25.10	
LI 20		3301	3400	3502	3607	3715	3826	3941	4059	4181	4306	4436	100
9.2		19.04	19.61	20.20	20.81	21.43	22.07	22.74	23.42	24.12	24.85	25.59	

145 Animal Care Office Specialist

ADVANCED		1	2	3	4	5	6	7	8	9	10	11	
10.5	SAL/MTH	3395	3497	3602	3710	3821	3936	4054	4175	4301	4430	4562	101
10.2	HRLY	19.59	20.17	20.78	21.40	22.04	22.71	23.39	24.09	24.81	25.55	26.32	
LI 5		3429	3532	3638	3747	3859	3975	4094	4217	4344	4474	4608	102
10.2		19.78	20.38	20.99	21.62	22.26	22.93	23.62	24.33	25.06	25.81	26.58	
LI 10		3463	3567	3674	3784	3897	4014	4135	4259	4387	4518	4654	103
10.2		19.98	20.58	21.19	21.83	22.48	23.16	23.85	24.57	25.31	26.07	26.85	
LI 15		3497	3602	3710	3821	3936	4054	4175	4301	4430	4562	4699	104
10.2		20.17	20.78	21.40	22.04	22.71	23.39	24.09	24.81	25.55	26.32	27.11	
LI 20		3565	3672	3782	3895	4012	4132	4256	4384	4516	4651	4791	105
10.2		20.57	21.18	21.82	22.47	23.15	23.84	24.56	25.29	26.05	26.83	27.64	

124 Cook

ADVANCED		1	2	3	4	5	6	7	8	9	10	11	
11.5	SAL/MTH	3666	3776	3890	4006	4127	4250	4378	4509	4645	4784	4927	106
11.2	HRLY	21.15	21.79	22.44	23.11	23.81	24.52	25.26	26.02	26.80	27.60	28.43	
LI 5		3703	3814	3929	4046	4168	4293	4422	4554	4691	4832	4977	107
11.2		21.36	22.01	22.67	23.35	24.05	24.77	25.51	26.28	27.06	27.88	28.71	
LI 10		3740	3852	3968	4087	4209	4335	4465	4599	4737	4880	5026	108
11.2		21.58	22.22	22.89	23.58	24.28	25.01	25.76	26.54	27.33	28.15	29.00	
LI 15		3776	3890	4006	4127	4250	4378	4509	4645	4784	4927	5075	109
11.2		21.79	22.44	23.11	23.81	24.52	25.26	26.02	26.80	27.60	28.43	29.28	
LI 20		3850	3965	4084	4207	4333	4463	4597	4735	4877	5023	5174	110
11.2		22.21	22.88	23.56	24.27	25.00	25.75	26.52	27.32	28.14	28.98	29.85	

100 Corrections Health Office Assistant 2

111 Support Services Specialist

112 Warrants-Transport Specialist

278 Evidence Control Specialist

298 Lead Animal Care Specialist

ADVANCED		1	2	3	4	5	6	7	8	9	10	11	
12.5	SAL/MTH	3960	4079	4201	4327	4457	4590	4728	4870	5016	5167	5322	111
12.2	HRLY	22.84	23.53	24.24	24.96	25.71	26.48	27.28	28.10	28.94	29.81	30.70	
LI 5		3999	4119	4243	4370	4501	4636	4775	4919	5066	5218	5375	112
12.2		23.07	23.77	24.48	25.21	25.97	26.75	27.55	28.38	29.23	30.11	31.01	
LI 10		4039	4160	4285	4413	4546	4682	4823	4967	5116	5270	5428	113
12.2		23.30	24.00	24.72	25.46	26.23	27.01	27.82	28.66	29.52	30.40	31.32	
LI 15		4079	4201	4327	4457	4590	4728	4870	5016	5167	5322	5481	114
12.2		23.53	24.24	24.96	25.71	26.48	27.28	28.10	28.94	29.81	30.70	31.62	
LI 20		4158	4282	4411	4543	4680	4820	4965	5114	5267	5425	5588	115
12.2		23.99	24.71	25.45	26.21	27.00	27.81	28.64	29.50	30.39	31.30	32.24	

113 Civil Deputy

141 Animal Services Deputy

304 Community Services Deputy

346 Pre-Trial Specialist

**LCDA PAY PLAN
EFFECTIVE JANUARY 1, 2020**

LI= Longevity Increase - Employees who attain 5 years of continuous service with the Sheriff's Office will receive a longevity increase equal to 1% of their current wage. Employees who attain 10, 15, and 20 years of continuous service with the Sheriff's Office will be entitled to longevity increases equal to 2%, 3%, and 5% respectively, of their current wage.

ADVANCED		1	2	3	4	5	6	7	8	9	10	11	
13.5	SAL/MTH	4277	4405	4537	4673	4813	4958	5106	5260	5417	5580	5747	116
13.2	HRLY	24.67	25.41	26.17	26.96	27.77	28.60	29.46	30.34	31.25	32.19	33.16	
LI 5		4319	4449	4582	4720	4861	5007	5157	5312	5472	5636	5805	117
13.2		24.92	25.67	26.44	27.23	28.05	28.89	29.75	30.65	31.57	32.51	33.49	
LI 10		4362	4493	4628	4767	4910	5057	5209	5365	5526	5692	5862	118
13.2		25.17	25.92	26.70	27.50	28.32	29.17	30.05	30.95	31.88	32.84	33.82	
LI 15		4405	4537	4673	4813	4958	5106	5260	5417	5580	5747	5920	119
13.2		25.41	26.17	26.96	27.77	28.60	29.46	30.34	31.25	32.19	33.16	34.15	
LI 20		4490	4625	4764	4907	5054	5206	5362	5523	5688	5859	6035	120
13.2		25.91	26.68	27.48	28.31	29.16	30.03	30.93	31.86	32.82	33.80	34.82	

No positions assigned

ADVANCED		1	2	3	4	5	6	7	8	9	10	11	
14.5	SAL/MTH	4619	4757	4900	5047	5198	5354	5515	5680	5851	6026	6207	121
14.2	HRLY	26.65	27.45	28.27	29.12	29.99	30.89	31.82	32.77	33.75	34.77	35.81	
LI 5		4665	4805	4949	5097	5250	5408	5570	5737	5909	6087	6269	122
14.2		26.91	27.72	28.55	29.41	30.29	31.20	32.14	33.10	34.09	35.11	36.17	
LI 10		4711	4852	4998	5148	5302	5461	5625	5794	5968	6147	6331	123
14.2		27.18	27.99	28.83	29.70	30.59	31.51	32.45	33.43	34.43	35.46	36.53	
LI 15		4757	4900	5047	5198	5354	5515	5680	5851	6026	6207	6393	124
14.2		27.45	28.27	29.12	29.99	30.89	31.82	32.77	33.75	34.77	35.81	36.88	
LI 20		4850	4995	5145	5299	5458	5622	5791	5964	6143	6328	6517	125
14.2		27.98	28.82	29.68	30.57	31.49	32.43	33.41	34.41	35.44	36.51	37.60	

No positions assigned

ADVANCED		1	2	3	4	5	6	7	8	9	10	11	
15.5	SAL/MTH	4988	5138	5292	5451	5614	5783	5956	6135	6319	6508	6704	126
15.2	HRLY	28.78	29.64	30.53	31.45	32.39	33.36	34.36	35.39	36.45	37.55	38.68	
LI 5		5038	5189	5345	5505	5670	5840	6016	6196	6382	6574	6771	127
15.2		29.07	29.94	30.84	31.76	32.71	33.70	34.71	35.75	36.82	37.92	39.06	
LI 10		5088	5241	5398	5560	5727	5898	6075	6258	6445	6639	6838	128
15.2		29.35	30.23	31.14	32.08	33.04	34.03	35.05	36.10	37.18	38.30	39.45	
LI 15		5138	5292	5451	5614	5783	5956	6135	6319	6508	6704	6905	129
15.2		29.64	30.53	31.45	32.39	33.36	34.36	35.39	36.45	37.55	38.68	39.84	
LI 20		5238	5395	5557	5723	5895	6072	6254	6442	6635	6834	7039	130
15.2		30.22	31.12	32.06	33.02	34.01	35.03	36.08	37.16	38.28	39.43	40.61	

103 Deputy Sheriff-Patrol
121 Corrections -Deputy
272 Assistant Emergency Manager

ADVANCED		1	2	3	4	5	6	7	8	9	10	11	
16.5	SAL/MTH	5387	5549	5715	5887	6063	6245	6433	6626	6824	7029	7240	131
16.2	HRLY	31.08	32.01	32.97	33.96	34.98	36.03	37.11	38.22	39.37	40.55	41.77	
LI 5		5441	5604	5772	5946	6124	6308	6497	6692	6893	7099	7312	132
16.2		31.39	32.33	33.30	34.30	35.33	36.39	37.48	38.61	39.77	40.96	42.19	
LI 10		5495	5660	5830	6004	6185	6370	6561	6758	6961	7170	7385	133
16.2		31.70	32.65	33.63	34.64	35.68	36.75	37.85	38.99	40.16	41.36	42.60	
LI 15		5549	5715	5887	6063	6245	6433	6626	6824	7029	7240	7457	134
16.2		32.01	32.97	33.96	34.98	36.03	37.11	38.22	39.37	40.55	41.77	43.02	
LI 20		5657	5826	6001	6181	6367	6558	6754	6957	7166	7381	7602	135
16.2		32.63	33.61	34.62	35.66	36.73	37.83	38.97	40.14	41.34	42.58	43.86	

105-2 Detective
129 Corrections Corporal

**LCDA PAY PLAN
EFFECTIVE JANUARY 1, 2020**

LI= Longevity Increase - Employees who attain 5 years of continuous service with the Sheriff's Office will receive a longevity increase equal to 1% of their current wage. Employees who attain 10, 15, and 20 years of continuous service with the Sheriff's Office will be entitled to longevity increases equal to 2%, 3%, and 5% respectively, of their current wage.

ADVANCED		1	2	3	4	5	6	7	8	9	10	11	
17.5	SAL/MTH	5818	5993	6173	6358	6548	6745	6947	7156	7370	7591	7819	310
17.2	HRLY	33.57	34.57	35.61	36.68	37.78	38.91	40.08	41.28	42.52	43.80	45.11	
LI 5		5876	6053	6234	6421	6614	6812	7017	7227	7444	7667	7897	311
17.2		33.90	34.92	35.97	37.05	38.16	39.30	40.48	41.70	42.95	44.23	45.56	
LI 10		5935	6113	6296	6485	6679	6880	7086	7299	7518	7743	7976	312
17.2		34.24	35.26	36.32	37.41	38.53	39.69	40.88	42.11	43.37	44.67	46.01	
LI 15		5993	6173	6358	6548	6745	6947	7156	7370	7591	7819	8054	313
17.2		34.57	35.61	36.68	37.78	38.91	40.08	41.28	42.52	43.80	45.11	46.46	
LI 20		6109	6292	6481	6676	6876	7082	7295	7513	7739	7971	8210	314
17.2		35.24	36.30	37.39	38.51	39.67	40.86	42.08	43.35	44.65	45.99	47.37	

101 Corrections Health Nurse
560 Inmate Counselor

FTO - NOTHING ELSE
Base + 2.5%

FTO		1	2	3	4	5	6	7	8	9	10	11	
8.5	SAL/MTH	2762	2845	2931	3018	3109	3202	3298	3397	3499	3604	3712	136
8.2	HRLY	15.94	16.41	16.91	17.41	17.94	18.47	19.03	19.60	20.19	20.79	21.42	
LI 5		2790	2874	2960	3049	3140	3234	3331	3431	3534	3640	3749	137
8.2		16.10	16.58	17.08	17.59	18.12	18.66	19.22	19.80	20.39	21.00	21.63	
LI 10		2818	2902	2989	3079	3171	3266	3364	3465	3569	3676	3787	138
8.2		16.26	16.74	17.25	17.76	18.30	18.84	19.41	19.99	20.59	21.21	21.85	
LI 15		2845	2931	3018	3109	3202	3298	3397	3499	3604	3712	3824	139
8.2		16.41	16.91	17.41	17.94	18.47	19.03	19.60	20.19	20.79	21.42	22.06	
LI 20		2900	2987	3077	3169	3264	3362	3463	3567	3674	3784	3898	140
8.2		16.73	17.24	17.75	18.28	18.83	19.40	19.98	20.58	21.20	21.83	22.49	

No positions assigned

FTO		1	2	3	4	5	6	7	8	9	10	11	
9.5	SAL/MTH	2983	3073	3165	3260	3358	3458	3562	3669	3779	3893	4009	141
9.2	HRLY	17.21	17.73	18.26	18.81	19.37	19.95	20.55	21.17	21.80	22.46	23.13	
LI 5		3013	3104	3197	3293	3391	3493	3598	3706	3817	3931	4049	142
9.2		17.38	17.91	18.44	19.00	19.57	20.15	20.76	21.38	22.02	22.68	23.36	
LI 10		3043	3134	3228	3325	3425	3528	3633	3742	3855	3970	4090	143
9.2		17.56	18.08	18.62	19.18	19.76	20.35	20.96	21.59	22.24	22.91	23.59	
LI 15		3073	3165	3260	3358	3458	3562	3669	3779	3893	4009	4130	144
9.2		17.73	18.26	18.81	19.37	19.95	20.55	21.17	21.80	22.46	23.13	23.82	
LI 20		3132	3226	3323	3423	3526	3631	3740	3853	3968	4087	4210	145
9.2		18.07	18.61	19.17	19.75	20.34	20.95	21.58	22.23	22.89	23.58	24.29	

145 Animal Care Office Specialist

FTO		1	2	3	4	5	6	7	8	9	10	11	
10.5	SAL/MTH	3222	3319	3418	3521	3626	3735	3847	3963	4082	4204	4330	146
10.2	HRLY	18.59	19.15	19.72	20.31	20.92	21.55	22.20	22.86	23.55	24.25	24.98	
LI 5		3254	3352	3452	3556	3663	3773	3886	4002	4122	4246	4373	147
10.2		18.77	19.34	19.92	20.52	21.13	21.76	22.42	23.09	23.78	24.50	25.23	
LI 10		3286	3385	3487	3591	3699	3810	3924	4042	4163	4288	4417	148
10.2		18.96	19.53	20.11	20.72	21.34	21.98	22.64	23.32	24.02	24.74	25.48	
LI 15		3319	3418	3521	3626	3735	3847	3963	4082	4204	4330	4460	149
10.2		19.15	19.72	20.31	20.92	21.55	22.20	22.86	23.55	24.25	24.98	25.73	
LI 20		3383	3485	3589	3697	3808	3922	4040	4161	4286	4414	4547	150
10.2		19.52	20.10	20.71	21.33	21.97	22.63	23.31	24.00	24.72	25.47	26.23	

124 Cook

**LCDA PAY PLAN
EFFECTIVE JANUARY 1, 2020**

LI= Longevity Increase - Employees who attain 5 years of continuous service with the Sheriff's Office will receive a longevity increase equal to 1% of their current wage. Employees who attain 10, 15, and 20 years of continuous service with the Sheriff's Office will be entitled to longevity increases equal to 2%, 3%, and 5% respectively, of their current wage.

FTO		1	2	3	4	5	6	7	8	9	10	11	
11.5	SAL/MTH	3480	3584	3692	3802	3916	4034	4155	4280	4408	4540	4676	151
11.2	HRLY	20.08	20.68	21.30	21.94	22.60	23.27	23.97	24.69	25.43	26.19	26.98	
LI 5		3515	3620	3729	3840	3956	4074	4197	4322	4452	4586	4723	152
11.2		20.28	20.88	21.51	22.16	22.82	23.51	24.21	24.94	25.69	26.46	27.25	
LI 10		3549	3656	3765	3878	3995	4115	4238	4365	4496	4631	4770	153
11.2		20.48	21.09	21.72	22.38	23.05	23.74	24.45	25.18	25.94	26.72	27.52	
LI 15		3584	3692	3802	3916	4034	4155	4280	4408	4540	4676	4817	154
11.2		20.68	21.30	21.94	22.60	23.27	23.97	24.69	25.43	26.19	26.98	27.79	
LI 20		3654	3763	3876	3993	4112	4236	4363	4494	4628	4767	4910	155
11.2		21.08	21.71	22.36	23.03	23.72	24.44	25.17	25.92	26.70	27.50	28.33	

100 Corrections Health Office Assistant 2
111 Support Services Specialist
112 Warrants-Transport Specialist
278 Evidence Control Specialist
298 Lead Animal Care Specialist

FTO		1	2	3	4	5	6	7	8	9	10	11	
12.5	SAL/MTH	3758	3871	3987	4107	4230	4357	4487	4622	4761	4903	5051	156
12.2	HRLY	21.68	22.33	23.00	23.69	24.40	25.13	25.89	26.67	27.47	28.29	29.14	
LI 5		3796	3910	4027	4148	4272	4400	4532	4668	4808	4953	5101	157
12.2		21.90	22.56	23.23	23.93	24.65	25.39	26.15	26.93	27.74	28.57	29.43	
LI 10		3833	3948	4067	4189	4314	4444	4577	4714	4856	5002	5152	158
12.2		22.12	22.78	23.46	24.17	24.89	25.64	26.41	27.20	28.01	28.86	29.72	
LI 15		3871	3987	4107	4230	4357	4487	4622	4761	4903	5051	5202	159
12.2		22.33	23.00	23.69	24.40	25.13	25.89	26.67	27.47	28.29	29.14	30.01	
LI 20		3946	4064	4186	4312	4441	4575	4712	4853	4999	5149	5303	160
12.2		22.77	23.45	24.15	24.88	25.62	26.39	27.18	28.00	28.84	29.70	30.59	

113 Civil Deputy
141 Animal Services Deputy
304 Community Services Deputy
346 Pre-Trial Specialist

FTO		1	2	3	4	5	6	7	8	9	10	11	
13.5	SAL/MTH	4059	4181	4306	4435	4568	4705	4846	4992	5142	5296	5455	161
13.2	HRLY	23.42	24.12	24.84	25.59	26.35	27.15	27.96	28.80	29.66	30.55	31.47	
LI 5		4099	4222	4349	4479	4614	4752	4895	5042	5193	5349	5509	162
13.2		23.65	24.36	25.09	25.84	26.62	27.42	28.24	29.09	29.96	30.86	31.78	
LI 10		4140	4264	4392	4524	4660	4799	4943	5092	5244	5402	5564	163
13.2		23.88	24.60	25.34	26.10	26.88	27.69	28.52	29.37	30.26	31.16	32.10	
LI 15		4181	4306	4435	4568	4705	4846	4992	5142	5296	5455	5618	164
13.2		24.12	24.84	25.59	26.35	27.15	27.96	28.80	29.66	30.55	31.47	32.41	
LI 20		4262	4390	4521	4657	4797	4940	5089	5241	5399	5561	5727	165
13.2		24.59	25.32	26.08	26.87	27.67	28.50	29.36	30.24	31.15	32.08	33.04	

No positions assigned

FTO		1	2	3	4	5	6	7	8	9	10	11	
14.5	SAL/MTH	4383	4515	4650	4790	4934	5082	5234	5391	5553	5719	5891	166
14.2	HRLY	25.29	26.05	26.83	27.63	28.46	29.32	30.20	31.10	32.04	33.00	33.99	
LI 5		4427	4560	4697	4838	4983	5132	5286	5445	5608	5777	5950	167
14.2		25.54	26.31	27.10	27.91	28.75	29.61	30.50	31.41	32.36	33.33	34.33	
LI 10		4471	4605	4743	4886	5032	5183	5339	5499	5664	5834	6009	168
14.2		25.79	26.57	27.37	28.19	29.03	29.90	30.80	31.72	32.68	33.66	34.67	
LI 15		4515	4650	4790	4934	5082	5234	5391	5553	5719	5891	6068	169
14.2		26.05	26.83	27.63	28.46	29.32	30.20	31.10	32.04	33.00	33.99	35.01	
LI 20		4603	4741	4883	5029	5180	5336	5496	5661	5830	6005	6186	170
14.2		26.55	27.35	28.17	29.02	29.89	30.78	31.71	32.66	33.64	34.65	35.69	

No positions assigned

**LCDA PAY PLAN
EFFECTIVE JANUARY 1, 2020**

LI= Longevity Increase - Employees who attain 5 years of continuous service with the Sheriff's Office will receive a longevity increase equal to 1% of their current wage. Employees who attain 10, 15, and 20 years of continuous service with the Sheriff's Office will be entitled to longevity increases equal to 2%, 3%, and 5% respectively, of their current wage.

FTO		1	2	3	4	5	6	7	8	9	10	11	
15.5	SAL/MTH	4734	4876	5022	5173	5328	5488	5653	5822	5997	6177	6362	171
15.2	HRLY	27.31	28.13	28.98	29.84	30.74	31.66	32.61	33.59	34.60	35.64	36.71	
LI 5		4781	4925	5073	5225	5382	5543	5709	5881	6057	6239	6426	172
15.2		27.59	28.41	29.27	30.14	31.05	31.98	32.94	33.93	34.94	35.99	37.07	
LI 10		4829	4974	5123	5277	5435	5598	5766	5939	6117	6301	6490	173
15.2		27.86	28.69	29.56	30.44	31.36	32.30	33.26	34.26	35.29	36.35	37.44	
LI 15		4876	5022	5173	5328	5488	5653	5822	5997	6177	6362	6553	174
15.2		28.13	28.98	29.84	30.74	31.66	32.61	33.59	34.60	35.64	36.71	37.81	
LI 20		4971	5120	5274	5432	5595	5763	5935	6114	6297	6486	6680	175
15.2		28.68	29.54	30.42	31.34	32.28	33.25	34.24	35.27	36.33	37.42	38.54	

103 Deputy Sheriff-Patrol
121 Corrections -Deputy
272 Assistant Emergency Manager

FTO		1	2	3	4	5	6	7	8	9	10	11	
16.5	SAL/MTH	5113	5266	5424	5587	5755	5927	6105	6288	6477	6671	6871	176
16.2	HRLY	29.50	30.38	31.29	32.23	33.20	34.20	35.22	36.28	37.37	38.49	39.64	
LI 5		5164	5319	5478	5643	5812	5986	6166	6351	6542	6738	6940	177
16.2		29.79	30.69	31.61	32.55	33.53	34.54	35.57	36.64	37.74	38.87	40.04	
LI 10		5215	5372	5533	5699	5870	6046	6227	6414	6606	6805	7009	178
16.2		30.09	30.99	31.92	32.88	33.86	34.88	35.93	37.00	38.11	39.26	40.43	
LI 15		5266	5424	5587	5755	5927	6105	6288	6477	6671	6871	7077	179
16.2		30.38	31.29	32.23	33.20	34.20	35.22	36.28	37.37	38.49	39.64	40.83	
LI 20		5369	5530	5695	5866	6042	6224	6410	6603	6801	7005	7215	180
16.2		30.97	31.90	32.86	33.84	34.86	35.91	36.98	38.09	39.23	40.41	41.62	

105-2 Detective
129 Corrections Corporal

FTO		1	2	3	4	5	6	7	8	9	10	11	
17.5	SAL/MTH	5522	5688	5858	6034	6215	6401	6593	6791	6995	7205	7421	315
17.2	HRLY	31.86	32.81	33.80	34.81	35.86	36.93	38.04	39.18	40.36	41.57	42.81	
LI 5		5577	5744	5917	6094	6277	6465	6659	6859	7065	7277	7495	316
17.2		32.18	33.14	34.14	35.16	36.21	37.30	38.42	39.57	40.76	41.98	43.24	
LI 10		5632	5801	5975	6155	6339	6529	6725	6927	7135	7349	7569	317
17.2		32.49	33.47	34.47	35.51	36.57	37.67	38.80	39.96	41.16	42.40	43.67	
LI 15		5688	5858	6034	6215	6401	6593	6791	6995	7205	7421	7644	318
17.2		32.81	33.80	34.81	35.86	36.93	38.04	39.18	40.36	41.57	42.81	44.10	
LI 20		5798	5972	6151	6336	6526	6721	6923	7131	7345	7565	7792	319
17.2		33.45	34.45	35.49	36.55	37.65	38.78	39.94	41.14	42.37	43.64	44.95	

101 Corrections Health Nurse
560 Inmate Counselor

FTO + INTERMEDIATE CERTIFICATE OR NON-CERT AA DEGREE

Base + 4% + 2.5%

FTO + INTER		1	2	3	4	5	6	7	8	9	10	11	
8.5	SAL/MTH	2870	2956	3045	3136	3230	3327	3427	3530	3636	3745	3857	181
8.2	HRLY	16.56	17.06	17.57	18.09	18.64	19.20	19.77	20.36	20.98	21.60	22.25	
LI 5		2899	2986	3075	3168	3263	3361	3461	3565	3672	3782	3896	182
8.2		16.72	17.23	17.74	18.27	18.82	19.39	19.97	20.57	21.19	21.82	22.48	
LI 10		2928	3015	3106	3199	3295	3394	3496	3600	3709	3820	3934	183
8.2		16.89	17.40	17.92	18.46	19.01	19.58	20.17	20.77	21.40	22.04	22.70	
LI 15		2956	3045	3136	3230	3327	3427	3530	3636	3745	3857	3973	184
8.2		17.06	17.57	18.09	18.64	19.20	19.77	20.36	20.98	21.60	22.25	22.92	
LI 20		3014	3104	3197	3293	3392	3494	3598	3706	3818	3932	4050	185
8.2		17.39	17.91	18.45	19.00	19.57	20.16	20.76	21.38	22.02	22.69	23.37	

No positions assigned

FTO + INTER		1	2	3	4	5	6	7	8	9	10	11	
9.5	SAL/MTH	3100	3193	3289	3387	3489	3593	3701	3812	3927	4044	4166	186
9.2	HRLY	17.90	18.37	18.86	19.36	19.87	20.40	20.94	21.50	22.07	22.65	23.25	
LI 5		3131	3225	3321	3421	3524	3629	3738	3850	3966	4085	4207	187
9.2		18.08	18.55	19.05	19.55	20.07	20.60	21.15	21.71	22.29	22.88	23.48	
LI 10		3162	3257	3354	3455	3559	3665	3775	3889	4005	4125	4249	188
9.2		18.26	18.74	19.24	19.75	20.27	20.81	21.36	21.93	22.51	23.11	23.72	
LI 15		3193	3289	3387	3489	3593	3701	3812	3927	4044	4166	4291	189
9.2		18.44	18.93	19.43	19.95	20.47	21.02	21.57	22.15	22.73	23.34	23.96	
LI 20		3255	3352	3453	3557	3663	3773	3886	4003	4123	4247	4374	190
9.2		18.34	18.83	19.33	19.84	20.37	20.91	21.46	22.03	22.62	23.22	23.83	

145 Animal Care Office Specialist

**LCDA PAY PLAN
EFFECTIVE JANUARY 1, 2020**

LI= Longevity Increase - Employees who attain 5 years of continuous service with the Sheriff's Office will receive a longevity increase equal to 1% of their current wage. Employees who attain 10, 15, and 20 years of continuous service with the Sheriff's Office will be entitled to longevity increases equal to 2%, 3%, and 5% respectively, of their current wage.

FTO + INTER		1	2	3	4	5	6	7	8	9	10	11	
10.5	SAL/MTH	3348	3448	3552	3658	3768	3881	3997	4117	4241	4368	4499	191
10.2	HRLY	19.31	19.89	20.49	21.10	21.74	22.39	23.06	23.75	24.47	25.20	25.96	
LI 5		3381	3483	3587	3695	3806	3920	4037	4158	4283	4412	4544	192
10.2		19.51	20.09	20.69	21.32	21.96	22.61	23.29	23.99	24.71	25.45	26.22	
LI 10		3415	3517	3623	3731	3843	3959	4077	4200	4326	4455	4589	193
10.2		19.70	20.29	20.90	21.53	22.17	22.84	23.52	24.23	24.96	25.70	26.48	
LI 15		3448	3552	3658	3768	3881	3997	4117	4241	4368	4499	4634	194
10.2		19.89	20.49	21.10	21.74	22.39	23.06	23.75	24.47	25.20	25.96	26.73	
LI 20		3515	3621	3729	3841	3956	4075	4197	4323	4453	4586	4724	195
10.2		20.28	20.89	21.51	22.16	22.82	23.51	24.21	24.94	25.69	26.46	27.25	

124 Cook

FTO + INTER		1	2	3	4	5	6	7	8	9	10	11	
11.5	SAL/MTH	3616	3724	3836	3951	4069	4191	4317	4447	4580	4717	4859	196
11.2	HRLY	20.86	21.48	22.13	22.79	23.48	24.18	24.91	25.65	26.42	27.22	28.03	
LI 5		3652	3761	3874	3990	4110	4233	4360	4491	4626	4765	4908	197
11.2		21.07	21.70	22.35	23.02	23.71	24.42	25.16	25.91	26.69	27.49	28.31	
LI 10		3688	3798	3912	4030	4151	4275	4403	4536	4672	4812	4956	198
11.2		21.28	21.91	22.57	23.25	23.95	24.66	25.40	26.17	26.95	27.76	28.59	
LI 15		3724	3836	3951	4069	4191	4317	4447	4580	4717	4859	5005	199
11.2		21.48	22.13	22.79	23.48	24.18	24.91	25.65	26.42	27.22	28.03	28.87	
LI 20		3796	3910	4027	4148	4273	4401	4533	4669	4809	4953	5102	200
11.2		21.90	22.56	23.24	23.93	24.65	25.39	26.15	26.94	27.74	28.58	29.43	

100 Corrections Health Office Assistant 2
111 Support Services Specialist
112 Warrants-Transport Specialist
278 Evidence Control Specialist
298 Lead Animal Care Specialist

FTO + INTER		1	2	3	4	5	6	7	8	9	10	11	
12.5	SAL/MTH	3905	4022	4143	4267	4395	4527	4662	4802	4946	5095	5248	201
12.2	HRLY	22.53	23.20	23.90	24.62	25.35	26.12	26.90	27.71	28.54	29.39	30.28	
LI 5		3944	4062	4184	4310	4439	4572	4709	4850	4996	5146	5300	202
12.2		22.75	23.44	24.14	24.86	25.61	26.38	27.17	27.98	28.82	29.69	30.58	
LI 10		3983	4102	4225	4352	4483	4617	4756	4898	5045	5197	5353	203
12.2		22.98	23.67	24.38	25.11	25.86	26.64	27.44	28.26	29.11	29.98	30.88	
LI 15		4022	4143	4267	4395	4527	4662	4802	4946	5095	5248	5405	204
12.2		23.20	23.90	24.62	25.35	26.12	26.90	27.71	28.54	29.39	30.28	31.18	
LI 20		4100	4223	4350	4480	4615	4753	4896	5042	5194	5350	5510	205
12.2		23.65	24.36	25.09	25.85	26.62	27.42	28.24	29.09	29.96	30.86	31.79	

113 Civil Deputy
141 Animal Services Deputy
304 Community Services Deputy
346 Pre-Trial Specialist

FTO + INTER		1	2	3	4	5	6	7	8	9	10	11	
13.5	SAL/MTH	4217	4344	4474	4608	4746	4889	5035	5187	5342	5502	5667	206
13.2	HRLY	24.35	25.00	25.66	26.34	27.04	27.76	28.50	29.25	30.03	30.82	31.64	
LI 5		4259	4387	4519	4654	4794	4938	5086	5238	5396	5557	5724	207
13.2		24.60	25.25	25.92	26.61	27.31	28.04	28.78	29.54	30.33	31.13	31.96	
LI 10		4301	4431	4563	4700	4841	4987	5136	5290	5449	5612	5781	208
13.2		24.84	25.50	26.18	26.87	27.59	28.32	29.07	29.84	30.63	31.44	32.28	
LI 15		4344	4474	4608	4746	4889	5035	5187	5342	5502	5667	5838	209
13.2		25.09	25.76	26.44	27.14	27.86	28.60	29.36	30.14	30.94	31.76	32.60	
LI 20		4428	4561	4698	4839	4984	5133	5287	5446	5609	5778	5951	210
13.2		24.96	25.62	26.30	27.00	27.72	28.45	29.21	29.98	30.78	31.59	32.43	

No positions assigned

**LCDA PAY PLAN
EFFECTIVE JANUARY 1, 2020**

LI= Longevity Increase - Employees who attain 5 years of continuous service with the Sheriff's Office will receive a longevity increase equal to 1% of their current wage. Employees who attain 10, 15, and 20 years of continuous service with the Sheriff's Office will be entitled to longevity increases equal to 2%, 3%, and 5% respectively, of their current wage.

FTO + INTER		1	2	3	4	5	6	7	8	9	10	11	
14.5	SAL/MTH	4555	4691	4832	4977	5126	5280	5438	5601	5770	5943	6121	211
14.2	HRLY	26.28	27.06	27.88	28.71	29.57	30.46	31.38	32.32	33.29	34.28	35.31	
LI 5		4600	4738	4880	5027	5177	5333	5493	5658	5827	6002	6182	212
14.2		26.54	27.34	28.16	29.00	29.87	30.77	31.69	32.64	33.62	34.63	35.67	
LI 10		4646	4785	4929	5076	5229	5386	5547	5714	5885	6061	6243	213
14.2		26.80	27.61	28.43	29.29	30.17	31.07	32.00	32.96	33.95	34.97	36.02	
LI 15		4691	4832	4977	5126	5280	5438	5601	5770	5943	6121	6305	214
14.2		27.06	27.88	28.71	29.57	30.46	31.38	32.32	33.29	34.28	35.31	36.37	
LI 20		4782	4926	5073	5226	5382	5544	5710	5882	6058	6240	6427	215
14.2		27.59	28.42	29.27	30.15	31.05	31.98	32.94	33.93	34.95	36.00	37.08	

No positions assigned

FTO + INTER		1	2	3	4	5	6	7	8	9	10	11	
15.5	SAL/MTH	4919	5066	5218	5375	5536	5702	5873	6050	6231	6418	6611	216
15.2	HRLY	28.38	29.23	30.11	31.01	31.94	32.90	33.89	34.90	35.95	37.03	38.14	
LI 5		4968	5117	5271	5429	5592	5759	5932	6110	6293	6482	6677	217
15.2		28.66	29.52	30.41	31.32	32.26	33.23	34.22	35.25	36.31	37.40	38.52	
LI 10		5017	5168	5323	5482	5647	5816	5991	6171	6356	6546	6743	218
15.2		28.95	29.81	30.71	31.63	32.58	33.56	34.56	35.60	36.67	37.77	38.90	
LI 15		5066	5218	5375	5536	5702	5873	6050	6231	6418	6611	6809	219
15.2		29.23	30.11	31.01	31.94	32.90	33.89	34.90	35.95	37.03	38.14	39.28	
LI 20		5165	5320	5479	5644	5813	5987	6167	6352	6543	6739	6941	220
15.2		29.80	30.69	31.61	32.56	33.54	34.54	35.58	36.65	37.75	38.88	40.04	

103 Deputy Sheriff-Patrol
121 Corrections -Deputy
272 Assistant Emergency Manager

FTO + INTER		1	2	3	4	5	6	7	8	9	10	11	
16.5	SAL/MTH	5312	5472	5636	5805	5979	6159	6343	6534	6730	6931	7139	221
16.2	HRLY	30.65	31.57	32.51	33.49	34.50	35.53	36.60	37.69	38.82	39.99	41.19	
LI 5		5366	5526	5692	5863	6039	6220	6407	6599	6797	7001	7211	222
16.2		30.95	31.88	32.84	33.83	34.84	35.89	36.96	38.07	39.21	40.39	41.60	
LI 10		5419	5581	5749	5921	6099	6282	6470	6664	6864	7070	7282	223
16.2		31.26	32.20	33.17	34.16	35.18	36.24	37.33	38.45	39.60	40.79	42.01	
LI 15		5472	5636	5805	5979	6159	6343	6534	6730	6931	7139	7354	224
16.2		31.57	32.51	33.49	34.50	35.53	36.60	37.69	38.82	39.99	41.19	42.42	
LI 20		5578	5745	5918	6095	6278	6466	6660	6860	7066	7278	7496	225
16.2		32.18	33.15	34.14	35.16	36.22	37.31	38.43	39.58	40.77	41.99	43.25	

105-2 Detective
129 Corrections Corporal

FTO + INTER		1	2	3	4	5	6	7	8	9	10	11	
17.5	SAL/MTH	5737	5910	6087	6269	6457	6651	6851	7056	7268	7486	7711	320
17.2	HRLY	33.10	34.09	35.12	36.17	37.25	38.37	39.52	40.71	41.93	43.19	44.48	
LI 5		5795	5969	6148	6332	6522	6718	6919	7127	7341	7561	7788	321
17.2		33.43	34.43	35.47	36.53	37.63	38.76	39.92	41.12	42.35	43.62	44.93	
LI 10		5852	6028	6209	6395	6587	6784	6988	7197	7413	7636	7865	322
17.2		33.76	34.78	35.82	36.89	38.00	39.14	40.31	41.52	42.77	44.05	45.37	
LI 15		5910	6087	6269	6457	6651	6851	7056	7268	7486	7711	7942	323
17.2		34.09	35.12	36.17	37.25	38.37	39.52	40.71	41.93	43.19	44.48	45.82	
LI 20		6024	6205	6391	6583	6780	6984	7193	7409	7631	7860	8096	324
17.2		34.76	35.80	36.87	37.98	39.12	40.29	41.50	42.74	44.03	45.35	46.71	

101 Corrections Health Nurse
560 Inmate Counselor

FTO + ADVANCED CERTIFICATE OR NON-CERT BA DEGREE

Base + 8% + 2.5%

FTO + ADV		1	2	3	4	5	6	7	8	9	10	11	
8.5	SAL/MTH	2978	3067	3159	3254	3352	3452	3556	3662	3772	3886	4002	226
8.2	HRLY	17.18	17.70	18.23	18.77	19.34	19.92	20.51	21.13	21.76	22.42	23.09	
LI 5		3008	3098	3191	3287	3385	3487	3591	3699	3810	3924	4042	227
8.2		17.35	17.87	18.41	18.96	19.53	20.12	20.72	21.34	21.98	22.64	23.32	
LI 10		3037	3129	3222	3319	3419	3521	3627	3736	3848	3963	4082	228
8.2		17.52	18.05	18.59	19.15	19.72	20.32	20.92	21.55	22.20	22.86	23.55	
LI 15		3067	3159	3254	3352	3452	3556	3662	3772	3886	4002	4122	229
8.2		17.70	18.23	18.77	19.34	19.92	20.51	21.13	21.76	22.42	23.09	23.78	
LI 20		3127	3221	3317	3417	3519	3625	3734	3846	3961	4080	4202	230
8.2		18.04	18.58	19.14	19.71	20.30	20.91	21.54	22.19	22.85	23.54	24.24	

No positions assigned

**LCDA PAY PLAN
EFFECTIVE JANUARY 1, 2020**

LI= Longevity Increase - Employees who attain 5 years of continuous service with the Sheriff's Office will receive a longevity increase equal to 1% of their current wage. Employees who attain 10, 15, and 20 years of continuous service with the Sheriff's Office will be entitled to longevity increases equal to 2%, 3%, and 5% respectively, of their current wage.

FTO + ADV		1	2	3	4	5	6	7	8	9	10	11	
9.5	SAL/MTH	3216	3313	3412	3514	3620	3728	3840	3955	4074	4196	4322	231
	HRLY	18.55	19.11	19.68	20.28	20.88	21.51	22.16	22.82	23.50	24.21	24.94	
LI 5		3248	3346	3446	3550	3656	3766	3879	3995	4115	4238	4365	232
9.2		18.74	19.30	19.88	20.48	21.09	21.73	22.38	23.05	23.74	24.45	25.19	
LI 10		3280	3379	3480	3585	3692	3803	3917	4035	4156	4280	4409	233
9.2		18.93	19.49	20.08	20.68	21.30	21.94	22.60	23.28	23.97	24.69	25.43	
LI 15		3313	3412	3514	3620	3728	3840	3955	4074	4196	4322	4452	234
9.2		19.11	19.68	20.28	20.88	21.51	22.16	22.82	23.50	24.21	24.94	25.68	
LI 20		3377	3478	3583	3690	3801	3915	4032	4153	4278	4406	4538	235
9.2		19.48	20.07	20.67	21.29	21.93	22.59	23.26	23.96	24.68	25.42	26.18	

145 Animal Care Office Specialist

FTO + ADV		1	2	3	4	5	6	7	8	9	10	11	
10.5	SAL/MTH	3473	3578	3685	3796	3909	4027	4147	4272	4400	4532	4668	236
10.2	HRLY	20.04	20.64	21.26	21.90	22.55	23.23	23.93	24.65	25.38	26.15	26.93	
LI 5		3508	3613	3722	3833	3948	4067	4189	4315	4444	4577	4715	237
10.2		20.24	20.85	21.47	22.12	22.78	23.46	24.17	24.89	25.64	26.41	27.20	
LI 10		3543	3649	3759	3871	3988	4107	4230	4357	4488	4623	4761	238
10.2		20.44	21.05	21.68	22.34	23.01	23.70	24.41	25.14	25.89	26.67	27.47	
LI 15		3578	3685	3796	3909	4027	4147	4272	4400	4532	4668	4808	239
10.2		20.64	21.26	21.90	22.55	23.23	23.93	24.65	25.38	26.15	26.93	27.74	
LI 20		3647	3757	3869	3985	4105	4228	4355	4485	4620	4759	4901	240
10.2		21.04	21.67	22.32	22.99	23.68	24.39	25.12	25.88	26.65	27.45	28.28	

124 Cook

FTO + ADV		1	2	3	4	5	6	7	8	9	10	11	
11.5	SAL/MTH	3751	3864	3980	4099	4222	4349	4479	4614	4752	4895	5041	241
11.2	HRLY	21.64	22.29	22.96	23.65	24.36	25.09	25.84	26.62	27.42	28.24	29.09	
LI 5		3789	3903	4020	4140	4264	4392	4524	4660	4800	4944	5092	242
11.2		21.86	22.51	23.19	23.89	24.60	25.34	26.10	26.88	27.69	28.52	29.38	
LI 10		3826	3941	4059	4181	4307	4436	4569	4706	4847	4993	5142	243
11.2		22.08	22.74	23.42	24.12	24.85	25.59	26.36	27.15	27.96	28.80	29.67	
LI 15		3864	3980	4099	4222	4349	4479	4614	4752	4895	5041	5193	244
11.2		22.29	22.96	23.65	24.36	25.09	25.84	26.62	27.42	28.24	29.09	29.96	
LI 20		3939	4057	4179	4304	4433	4566	4703	4844	4990	5139	5294	245
11.2		22.72	23.41	24.11	24.83	25.58	26.34	27.13	27.95	28.79	29.65	30.54	

100 Corrections Health Office Assistant 2
111 Support Services Specialist
112 Warrants-Transport Specialist
278 Evidence Control Specialist
298 Lead Animal Care Specialist

FTO + ADV		1	2	3	4	5	6	7	8	9	10	11	
12.5	SAL/MTH	4051	4173	4298	4427	4560	4697	4838	4983	5132	5286	5445	246
12.2	HRLY	23.37	24.07	24.80	25.54	26.31	27.10	27.91	28.75	29.61	30.50	31.41	
LI 5		4092	4215	4341	4471	4606	4744	4886	5033	5184	5339	5499	247
12.2		23.61	24.32	25.05	25.80	26.57	27.37	28.19	29.03	29.91	30.80	31.73	
LI 10		4132	4256	4384	4516	4651	4791	4934	5082	5235	5392	5554	248
12.2		23.84	24.56	25.29	26.05	26.83	27.64	28.47	29.32	30.20	31.11	32.04	
LI 15		4173	4298	4427	4560	4697	4838	4983	5132	5286	5445	5608	249
12.2		24.07	24.80	25.54	26.31	27.10	27.91	28.75	29.61	30.50	31.41	32.35	
LI 20		4254	4382	4513	4648	4788	4932	5079	5232	5389	5551	5717	250
12.2		24.54	25.28	26.04	26.82	27.62	28.45	29.30	30.18	31.09	32.02	32.98	

113 Civil Deputy
141 Animal Services Deputy
304 Community Services Deputy
346 Pre-Trial Specialist

**LCDA PAY PLAN
EFFECTIVE JANUARY 1, 2020**

LI= Longevity Increase - Employees who attain 5 years of continuous service with the Sheriff's Office will receive a longevity increase equal to 1% of their current wage. Employees who attain 10, 15, and 20 years of continuous service with the Sheriff's Office will be entitled to longevity increases equal to 2%, 3%, and 5% respectively, of their current wage.

FTO + ADV		1	2	3	4	5	6	7	8	9	10	11	
13.5	SAL/MTH	4376	4507	4642	4781	4925	5072	5225	5381	5543	5709	5880	251
13.2	HRLY	25.24	26.00	26.78	27.58	28.41	29.26	30.14	31.05	31.98	32.94	33.93	
LI 5		4419	4552	4688	4829	4974	5123	5277	5435	5598	5766	5939	252
13.2		25.50	26.26	27.05	27.86	28.70	29.56	30.44	31.36	32.30	33.27	34.26	
LI 10		4463	4597	4735	4877	5023	5174	5329	5489	5654	5823	5998	253
13.2		25.75	26.52	27.32	28.14	28.98	29.85	30.74	31.67	32.62	33.60	34.60	
LI 15		4507	4642	4781	4925	5072	5225	5381	5543	5709	5880	6057	254
13.2		26.00	26.78	27.58	28.41	29.26	30.14	31.05	31.98	32.94	33.93	34.94	
LI 20		4594	4732	4874	5020	5171	5326	5486	5650	5820	5995	6174	255
13.2		26.51	27.30	28.12	28.96	29.83	30.73	31.65	32.60	33.58	34.58	35.62	

No positions assigned

FTO + ADV		1	2	3	4	5	6	7	8	9	10	11	
14.5	SAL/MTH	4726	4867	5013	5164	5319	5478	5643	5812	5986	6166	6351	256
14.2	HRLY	27.26	28.08	28.92	29.79	30.68	31.61	32.55	33.53	34.54	35.57	36.64	
LI 5		4773	4916	5064	5215	5372	5533	5699	5870	6046	6227	6414	257
14.2		27.54	28.36	29.21	30.09	30.99	31.92	32.88	33.87	34.88	35.93	37.01	
LI 10		4820	4965	5114	5267	5425	5588	5755	5928	6106	6289	6478	258
14.2		27.81	28.64	29.50	30.39	31.30	32.24	33.20	34.20	35.23	36.28	37.37	
LI 15		4867	5013	5164	5319	5478	5643	5812	5986	6166	6351	6541	259
14.2		28.08	28.92	29.79	30.68	31.61	32.55	33.53	34.54	35.57	36.64	37.74	
LI 20		4962	5111	5264	5422	5585	5752	5925	6102	6286	6474	6668	260
14.2		28.63	29.48	30.37	31.28	32.22	33.19	34.18	35.21	36.26	37.35	38.47	

No positions assigned

FTO + ADV		1	2	3	4	5	6	7	8	9	10	11	
15.5	SAL/MTH	5104	5257	5414	5577	5744	5917	6094	6277	6465	6659	6859	261
15.2	HRLY	29.44	30.33	31.24	32.17	33.14	34.13	35.16	36.21	37.30	38.42	39.57	
LI 5		5155	5309	5469	5633	5802	5976	6155	6340	6530	6726	6927	262
15.2		29.74	30.63	31.55	32.50	33.47	34.48	35.51	36.57	37.67	38.80	39.97	
LI 10		5206	5362	5523	5688	5859	6035	6216	6402	6594	6792	6996	263
15.2		30.03	30.93	31.86	32.82	33.80	34.82	35.86	36.94	38.04	39.19	40.36	
LI 15		5257	5414	5577	5744	5917	6094	6277	6465	6659	6859	7065	264
15.2		30.33	31.24	32.17	33.14	34.13	35.16	36.21	37.30	38.42	39.57	40.76	
LI 20		5359	5520	5685	5856	6031	6212	6399	6591	6788	6992	7202	265
15.2		30.92	31.84	32.80	33.78	34.80	35.84	36.92	38.02	39.16	40.34	41.55	

103 Deputy Sheriff-Patrol
121 Corrections -Deputy
272 Assistant Emergency Manager

FTO + ADV		1	2	3	4	5	6	7	8	9	10	11	
16.5	SAL/MTH	5512	5677	5848	6023	6204	6390	6582	6779	6982	7192	7408	266
16.2	HRLY	31.80	32.75	33.74	34.75	35.79	36.86	37.97	39.11	40.28	41.49	42.74	
LI 5		5567	5734	5906	6083	6266	6454	6647	6847	7052	7264	7482	267
16.2		32.12	33.08	34.07	35.10	36.15	37.23	38.35	39.50	40.69	41.91	43.16	
LI 10		5622	5791	5965	6143	6328	6518	6713	6915	7122	7336	7556	268
16.2		32.44	33.41	34.41	35.44	36.51	37.60	38.73	39.89	41.09	42.32	43.59	
LI 15		5677	5848	6023	6204	6390	6582	6779	6982	7192	7408	7630	269
16.2		32.75	33.74	34.75	35.79	36.86	37.97	39.11	40.28	41.49	42.74	44.02	
LI 20		5788	5961	6140	6324	6514	6709	6911	7118	7331	7551	7778	270
16.2		33.39	34.39	35.42	36.49	37.58	38.71	39.87	41.06	42.30	43.57	44.87	

105-2 Detective
129 Corrections Corporal

FTO + ADV		1	2	3	4	5	6	7	8	9	10	11	
17.5	SAL/MTH	5953	6131	6315	6505	6700	6901	7108	7321	7541	7767	8000	325
17.2	HRLY	34.34	35.37	36.44	37.53	38.65	39.81	41.01	42.24	43.51	44.81	46.15	
LI 5		6012	6193	6379	6570	6767	6970	7179	7395	7616	7845	8080	326
17.2		34.69	35.73	36.80	37.90	39.04	40.21	41.42	42.66	43.94	45.26	46.62	
LI 10		6072	6254	6442	6635	6834	7039	7250	7468	7692	7922	8160	327
17.2		35.03	36.08	37.16	38.28	39.43	40.61	41.83	43.08	44.38	45.71	47.08	
LI 15		6131	6315	6505	6700	6901	7108	7321	7541	7767	8000	8240	328
17.2		35.37	36.44	37.53	38.65	39.81	41.01	42.24	43.51	44.81	46.15	47.54	
LI 20		6251	6438	6631	6830	7035	7246	7463	7687	7918	8156	8400	328
17.2		36.06	37.14	38.26	39.40	40.59	41.80	43.06	44.35	45.68	47.05	48.46	

101 Corrections Health Nurse
560 Inmate Counselor

Canine Deputy receives 5% over where placed on pay range above

**LINCOLN COUNTY
PROPOSED CAPITAL PURCHASES
FY 2019-20**

Items to be Purchased/Proposed Projects	Amount	Notes
General Fund (Fund 101):		
Various Capital Projects	320,000	Facilities Maintenance Department
Various Equipment	60,000	Facilities Maintenance Department
Cabin at Morgan Park	40,018	Parks Department
Moonshine Park Improvements	10,000	Parks Department
Lindly Park Improvements	80,000	Parks Department
Brown Park Improvements	187,250	Parks Department
GPS Equipment Replacement	42,000	General Govt - Other
Property Purchase	175,000	General Govt - Other
Network Core Replacement	90,000	General Govt - Other
Courtroom Security Project	10,000	Public Safety - Other
Mobile Incident Trailer	180,000	Public Safety - Other - grant funded
Total General Fund Capital Outlay	1,194,268	
Vehicle Replacement Fund (Fund 103):		
Sheriff's Patrol SUVs (4)	130,000	3@ \$30,000; 1@ \$40,000
Sheriff's full size cargo van	32,000	
1/2-Ton pickup - Planning	26,000	
Mid size sedan (2) HHS Home Visiting	36,000	\$18,000 each
Mid size SUV - Mental Health Day Treatment	25,000	
Full size 1/2-ton crew cab pickup - Animal Control	35,000	
Parks pickup	25,000	
Total Vehicle Replacement Fund Capital Outlay	309,000	
Public Works Fund (Fund 201):		
General Road Maintenance Projects	800,000	
Structures	75,000	
General Bridge Maintenance Projects	300,000	
Vehicles & Equipment	511,000	
South Beaver Creek Bridge Replacement Project	400,000	
Total Road Fund Capital Outlay	2,086,000	
Title III (Fund 213) Projects	477,383	
Self Insurance (Fund 215) Projects	200,000	
Corner Preservation (Fund 217) Vehicle/Equipment Replacement	78,000	
Capital Projects Fund (Fund 219):		
Emergency Services/Transit Center Project	1,875,000	
Animal Shelter Building Project	175,000	
1212 Bay Blvd Parking Lot Improvements	100,000	
Assessment & Taxation software Project	30,000	
Storage Facility Project	300,000	
Total Capital Projects Fund Capital Outlay	2,480,000	
County Commons Facilities (Fund 607) Projects	2,969,058	
Agate Beach Disposal Site Fund (603)	15,000	
Total 2018-19 Capital Outlay	9,808,709	



PLANNED PUBLIC IMPROVEMENT SUMMARY

FISCAL YEAR: 2019 - 2020

Lincoln County-General
(Name of State or Local Government Agency)

PAGE 1 OF 1

Project Number	Project Name	Project Type	Project Location	Estimated Project Cost	Agency or Contract Work
NA	Jail Generator	Replacement	Newport, Or	\$200,000	Contract
N/A	Tax Office	Remodel	Newport, Or	\$60,000	Contract
N/A	Jail Washers	Replacement	Newport, Or	\$35,000	Contract

317

ORS 279.023 requires that not less than 30 days prior to adoption of its budget for the subsequent budget period, each public agency shall prepare and file with the Commissioner of the Bureau of Labor and Industries a list of every public improvement known to the agency that the agency plans to fund in the budget period, identifying each improvement by name and estimating the total on-site constructions costs. The list shall also contain a statement as to whether the agency intends to perform the construction by a private contractor. If the agency intends to perform construction work using the agency's own equipment and personnel on a project estimated to cost more than \$125,000, the agency must also show that its decision conforms to the state's policy that public agencies make every effort to construct public improvements at the least cost to the public agency. Public agencies are required to keep and preserve a full, true and accurate account of the costs of performing the work, including all engineering and administrative expenses, and the cost, including investment costs, of any equipment used.

This form (WH-118) may be used to list planned public improvements. Form WH-119 (Capital Improvement Project Cost Comparison Estimate) may be used to report the agency's least cost analysis.

Completed forms should be mailed to:
 Prevailing Wage Rate Unit
 Wage and Hour Division
 Bureau of Labor and Industries
 800 N.E. Oregon St., # 32
 Portland, OR 97232



PLANNED PUBLIC IMPROVEMENT SUMMARY

FISCAL YEAR: 2019 - 2020

Lincoln County--Road
(Name of State or Local Government Agency)

PAGE 1 OF 1

Project Number	Project Name	Project Type	Project Location	Estimated Project Cost	Agency or Contract Work
N/A	Misc. overlays	AC overlays	Various locations	\$300,000	Contract
702	Bayview Slide	Slide Repair	Lincoln City, Oregon	\$400,000	Contract
70401	May Bridge	Bridge Removal	South Lincoln County	\$150,000	Contract
61901	Wolkau Bridge	Bridge Replacement	South Lincoln county	\$1,200,000	Contract

318

ORS 279.023 requires that not less than 30 days prior to adoption of its budget for the subsequent budget period, each public agency shall prepare and file with the Commissioner of the Bureau of Labor and Industries a list of every public improvement known to the agency that the agency plans to fund in the budget period, identifying each improvement by name and estimating the total on-site constructions costs. The list shall also contain a statement as to whether the agency intends to perform the construction by a private contractor. If the agency intends to perform construction work using the agency's own equipment and personnel on a project estimated to cost more than \$125,000, the agency must also show that its decision conforms to the state's policy that public agencies make every effort to construct public improvements at the least cost to the public agency. Public agencies are required to keep and preserve a full, true and accurate account of the costs of performing the work, including all engineering and administrative expenses, and the cost, including investment costs, of any equipment used.

This form (WH-118) may be used to list planned public improvements. Form WH-119 (Capital Improvement Project Cost Comparison Estimate) may be used to report the agency's least cost analysis.

Completed forms should be mailed to:
 Prevailing Wage Rate Unit
 Wage and Hour Division
 Bureau of Labor and Industries
 800 N.E. Oregon St., # 32
 Portland, OR 97232

**BEFORE THE BOARD OF COUNTY COMMISSIONERS
FOR LINCOLN COUNTY OREGON**

In the Matter of: }
Adopting the 2019-20 Budget, }
Making Appropriations, Levying }
Taxes, and Categorizing the Levy }

RESOLUTION NO. 19-26-6F

BE IT RESOLVED THAT the Board of County Commissioners of Lincoln County hereby adopts the budget for the fiscal year 2019-20 in the total amount of **\$109,020,816** as approved by the Budget Committee of Lincoln County and further adjusted within the statutory limitations during the public budget hearing held commencing June 27, 2018.

BE IT FURTHER RESOLVED THAT the amounts for the fiscal year beginning July 1, 2019 and for the purposes shown below are hereby appropriated as follows:

APPROPRIATION	AMOUNT
GENERAL FUND (101)	
General Government	13,830,075
Debt Service	188,456
Public Safety	24,390,905
Community Services	2,362,984
Transfer to Capital Projects Fund	163,000
Transfer to Public Health Fund	386,227
Transfer to Radio Communications Fund	34,245
Contingency	1,133,847
	42,489,739
TOTAL APPROPRIATIONS	42,489,739
Unappropriated Ending Balance	4,868,354
	47,358,093
	FUND TOTAL
	47,358,093
ECONOMIC DEVELOPMENT FUND (102)	
Materials & Services	641,813
Contingency	353,315
	995,128
	FUND TOTAL
	995,128
VEHICLE REPLACEMENT FUND (103)	
Materials & Services	4,000
Capital Outlay	309,000
Contingency	430,676
	743,676
	FUND TOTAL
	743,676

PUBLIC WORKS FUND (201)		
Personnel Services		3,531,817
Materials & Services		2,738,938
Capital Outlay		2,086,000
Debt Service		3,120
Transfer to Radio Communications Fund		21,630
Transfer to Capital Projects Fund		150,000
Contingency		1,000,000
	TOTAL APPROPRIATIONS	9,521,505
Unappropriated Ending Balance		8,566,857
	FUND TOTAL	18,098,362
COUNTY FAIR FUND (203)		
Materials & Services		320,250
Contingency		71,034
	FUND TOTAL	371,284
LAW LIBRARY FUND (205)		
Materials & Services		58,225
Contingency		96,997
	FUND TOTAL	155,222
CLERK RECORDS FUNDS (207)		
Personnel Services		55,000
Materials & Services		118,212
	FUND TOTAL	173,212
HEALTH & HUMAN SERVICES FUND (208)		
Personnel Services		5,808,438
Materials & Services		1,911,111
Contingency		235,419
	FUND TOTAL	7,954,968
MENTAL HEALTH FUND (209)		
Personnel Services		6,195,801
Materials & Services		2,695,204
Transfer to Public Health Fund		493,779
Contingency		74,801
	TOTAL APPROPRIATIONS	9,459,585
Unappropriated Ending Balance		15,451
	FUND TOTAL	9,475,036
TITLE III/SAFETY NET FUND (213)		
Materials & Services		905,616
Capital Outlay		477,383
	FUND TOTAL	1,382,999

SELF INSURANCE FUND (215)	
Personnel Services	60,975
Materials & Services	808,150
Capital Outlay	200,000
Transfer to Capital Projects Fund	1,800,000
Contingency	1,969,966
FUND TOTAL	<u>4,839,091</u>
COMMUNITY HEALTH CENTER FUND (216)	
Personnel Services	4,477,034
Materials & Services	1,943,713
FUND TOTAL	<u>6,420,747</u>
CORNER PRESERVATION FUND (217)	
Personnel Services	33,483
Materials & Services	142,212
Capital Outlay	78,000
Contingency	163,194
FUND TOTAL	<u>416,889</u>
CAPITAL PROJECTS FUND (219)	
Materials & Services	796,824
Capital Outlay	2,480,000
Contingency	2,805,128
FUND TOTAL	<u>6,081,952</u>
RADIO COMMUNICATIONS SYSTEMS FUND (291)	
Materials & Services	152,333
Contingency	137,438
FUND TOTAL	<u>289,771</u>
DUII FUND (601)	
Materials & Services	18,000
Contingency	4,714
FUND TOTAL	<u>22,714</u>
AGATE BEACH DISPOSAL SITE CLOSURE FUND (603)	
Materials & Services	707,614
Capital Outlay	15,000
FUND TOTAL	<u>722,614</u>

COUNTY COMMONS FACILITIES FUND (607)

Materials & Services	190,000
Capital Outlay	2,969,058
Transfer to General Fund	15,000
Transfer to County Commons Fund	175,000
Transfer to Capital Projects Fund	150,000
FUND TOTAL	3,499,058
TOTAL APPROPRIATIONS	95,570,154
TOTAL UNAPPROPRIATED	13,450,662
TOTAL ALL FUNDS	109,020,816

BE IT FURTHER RESOLVED THAT the Board of Commissioners of Lincoln County hereby impose the taxes provided for in the adopted budget at the permanent rate of \$2.8202 per \$1,000 for general operations, and that these taxes are hereby imposed and categorized for the tax year 2019-20 upon the assessed value on all taxable property within the County in accordance with law as of 1:00am July 1, 2019. The following allocation and categorization subject to the limits of section 11b, Article XI of the Oregon Constitution constitutes the above aggregate levy.


	SUBJECT TO GENERAL GOVERNMENT LIMITATION	EXCLUDED FROM THE LIMITATION
General Fund	\$2.8202/\$1000	\$0

Approved and declared adopted on this 26th day of June 2019.

LINCOLN COUNTY BOARD OF COMMISSIONERS



CLAIRE HALL, CHAIR



DOUG HUNT, COMMISSIONER



KAETY JACOBSON, COMMISSIONER

Certificate of Appropriation of Funds

In Support of Oregon State University Extension Service

This is to certify that pursuant to the provisions of ORS 566.220, the County of Lincoln, State of Oregon, has allocated and approved an appropriation of **\$730,931** for the fiscal year of 2019-20 for the purpose of providing support and funding for Extension educational programs within the County.

Be it further understood that the County has authority to transfer to the OSU Extension Service a sum up to **\$674,681**, support of cost incurred by the University on behalf of the County as invoiced by the university.

It is understood that all funds allocated for Extension by the County, whether disbursed directly by County or by OSU, will be in support of the Extension Programs.

In Witness Whereof, We have hereunto set our hands on this 26th day of June, 2019.



CLAIRE HALL, CHAIR



DOUG HUNT, COMMISSIONER



KAETY JACOBSON, COMMISSIONER

