

OR 229/LOGSDEN ROAD



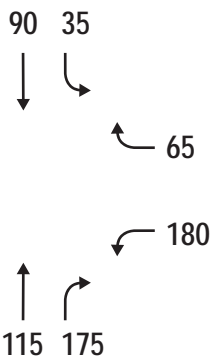
Southbound OR 229 Approach



Northbound OR 229 Approach

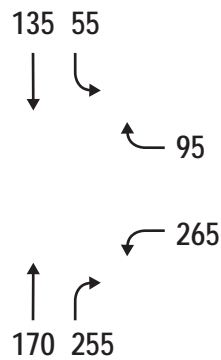
TRAFFIC OPERATIONS 30TH-HIGHEST HOUR CONDITIONS

2005



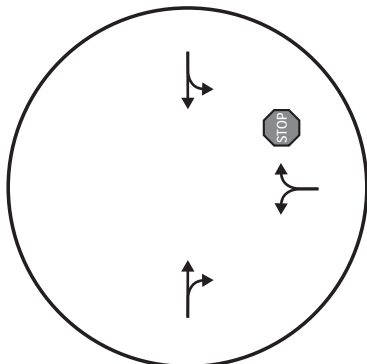
	MAJOR	MINOR
V/C	= 0.19	0.46
Delay	= 3	16
LOS	= A	C

2027



	MAJOR	MINOR
V/C	= 0.28	0.85
Delay	= 3	41
LOS	= A	E

LANE GEOMETRY



Westbound Logsdan Road Approach