

LINCOLN COUNTY JUVENILE DEPARTMENT

ANNUAL REPORT

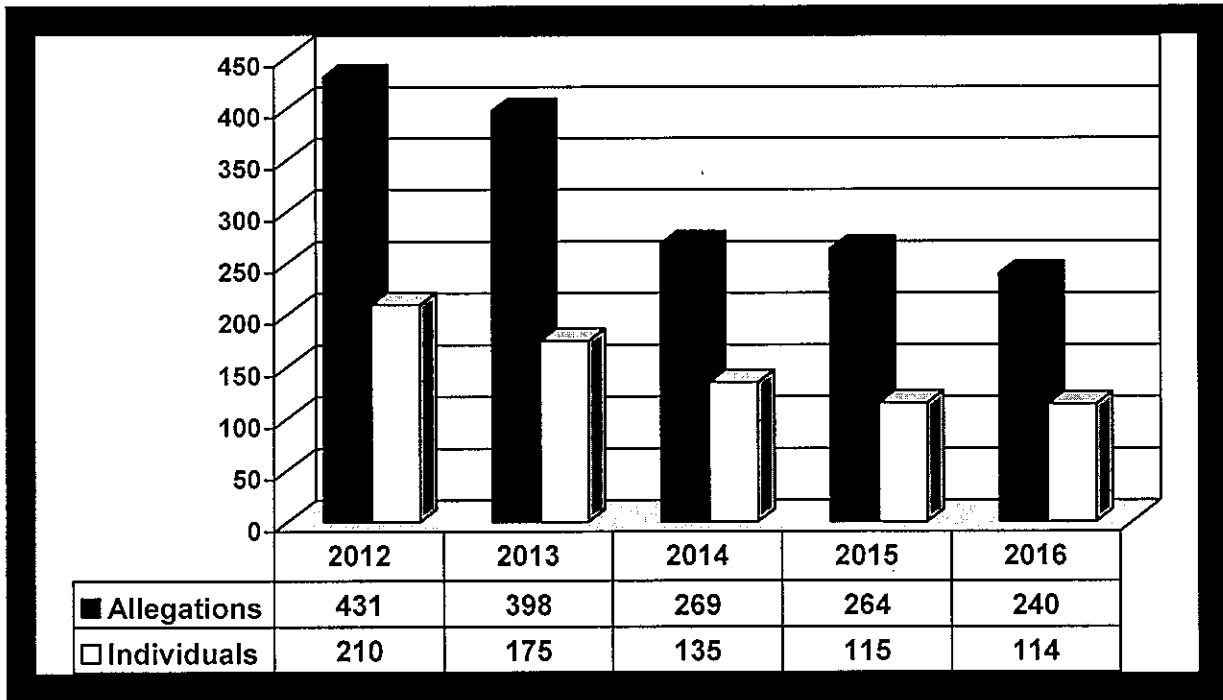
2016



2016
 TABLE OF CONTENTS
 ANNUAL REPORT - 2016

	Page
Total Allegations and Unduplicated Individuals Referred.....	3
-Summary of Crimes	
Crimes Against Persons and Individuals Referred.....	4
-Selected Person Crimes	
Crimes Against Property and Individuals Referred	5
-Selected Property Crimes	
Other Crimes/Offenses and Individuals Referred	6
-Selected Other Offenses	
Summary Ethnic Report by Allegations	7
-Minor in Possession of Alcohol Offenses	
-Minor in Possession of Tobacco Offenses	
Disposition Statistical Report	8
Community Service	9
Referrals by Residence and Source.....	10
Juvenile Facility Placements.....	11
Lincoln County Juvenile Shelter Home 2016 Annual Statistical Summary	12
2016 Shelter Home Placements - Monthly Placement Summary	13
2016 Shelter Home Placement Record.....	14-15
Lincoln County Juvenile Detention Facility 2016 Annual Statistical Summary	16-17
2016 Detention Placements - Monthly Placement Summary	18
Lincoln County Juvenile Facility Detention Record for 2016	19
Juvenile Facility Statistical Summary 2006-2016.....	20

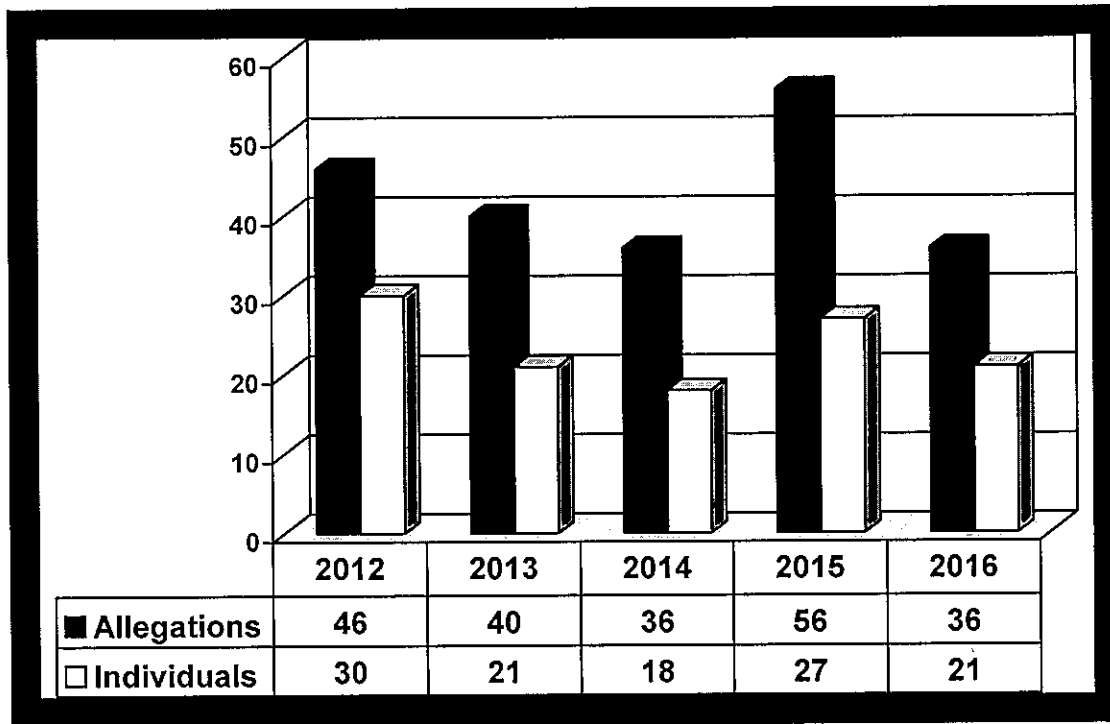
TOTAL ALLEGATIONS AND UNDUPLICATED INDIVIDUALS REFERRED



SUMMARY OF CRIMES					
	2012	2013	2014	2015	2016
Crimes Against Persons	46/30	40/21	36/18	56/27	36/21
Crimes Against Property	139/61	132/55	80/40	78/24	59/18
Other Crimes/Offenses	246/119	226/99	153/77	130/64	145/75
TOTALS	431/210	398/175	269/135	264/115	240/114
	Allegations/Individuals Referred *				

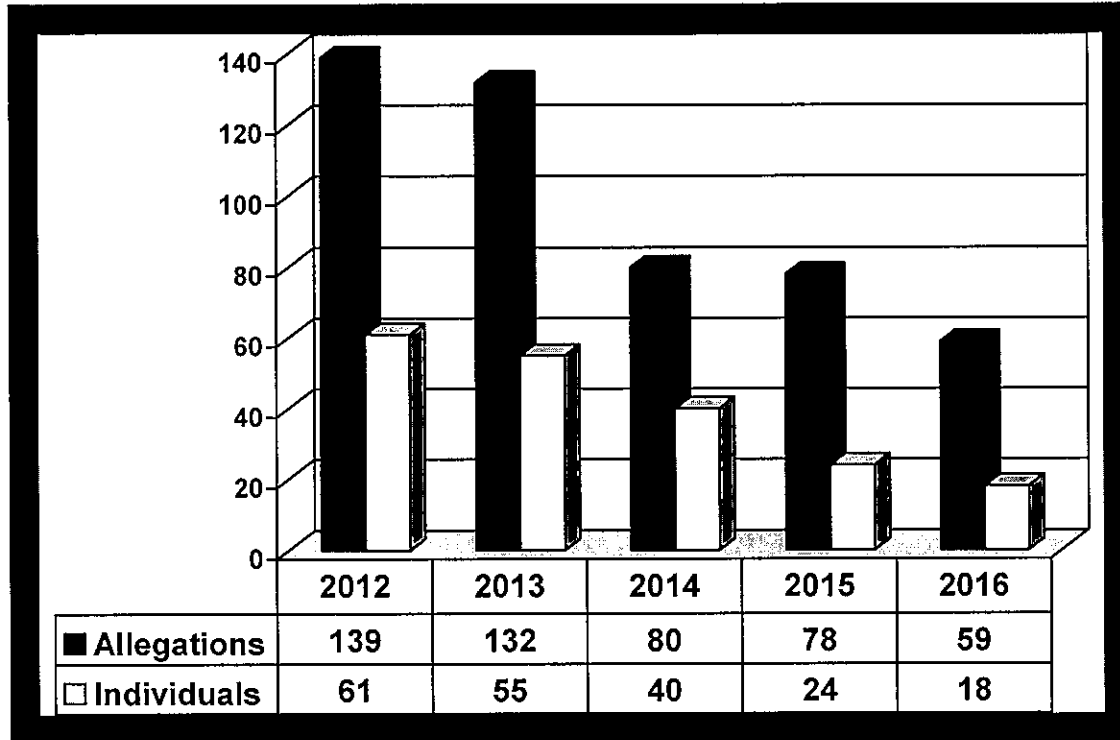
*Youth counted only once regardless of number of allegations that individual youth may have generated.

CRIMES AGAINST PERSONS INDIVIDUALS REFERRED



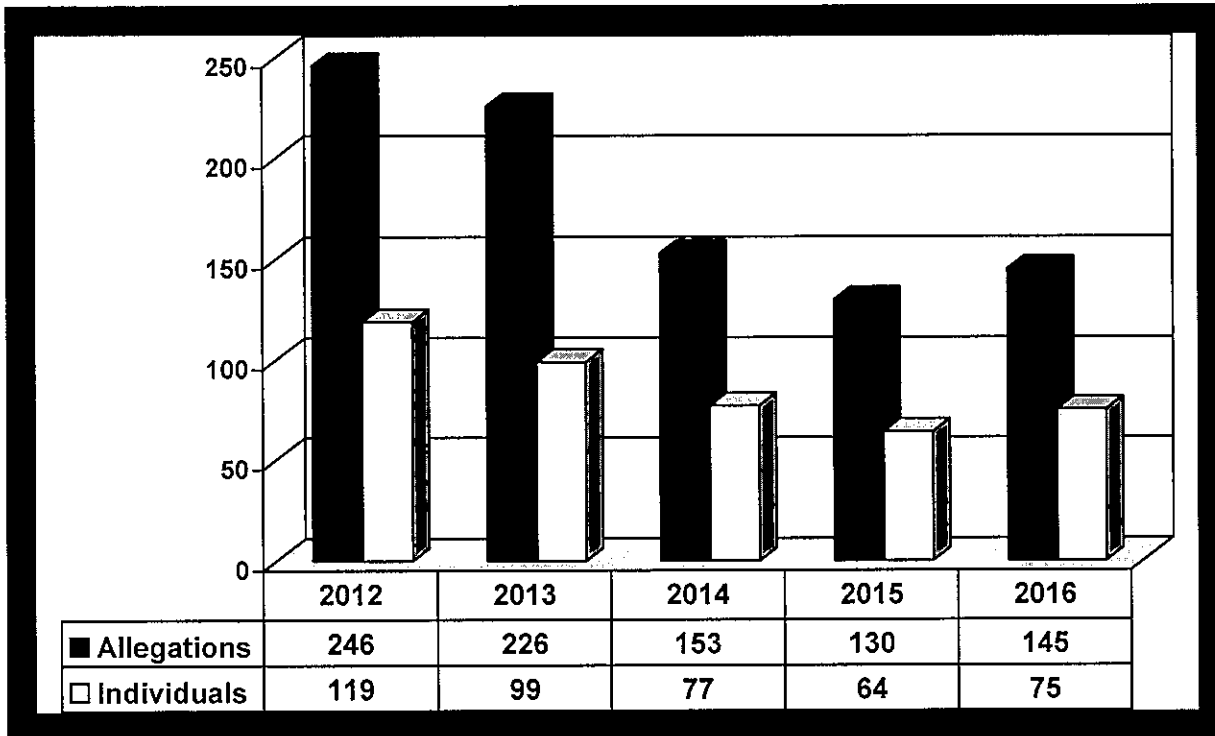
SELECTED PERSON CRIMES					
	2012	2013	2014	2015	2016
Assault	29/23	23/16	20/11	34/16	25/15
Sex Offenses	14/5	16/4	14/6	14/5	7/2
Homicides	0/0	0/0	0/0	0/0	0/0
	Allegations/Individuals Referred				

CRIMES AGAINST PROPERTY INDIVIDUALS REFERRED



SELECTED PROPERTY CRIMES					
	2012	2013	2014	2015	2016
Burglary	18/13	26/14	4/4	5/3	4/3
Theft	66/33	49/21	34/21	30/16	19/10
Criminal Mischief	30/6	44/19	29/8	17/2	26/1
	Allegations/Individuals Referred				

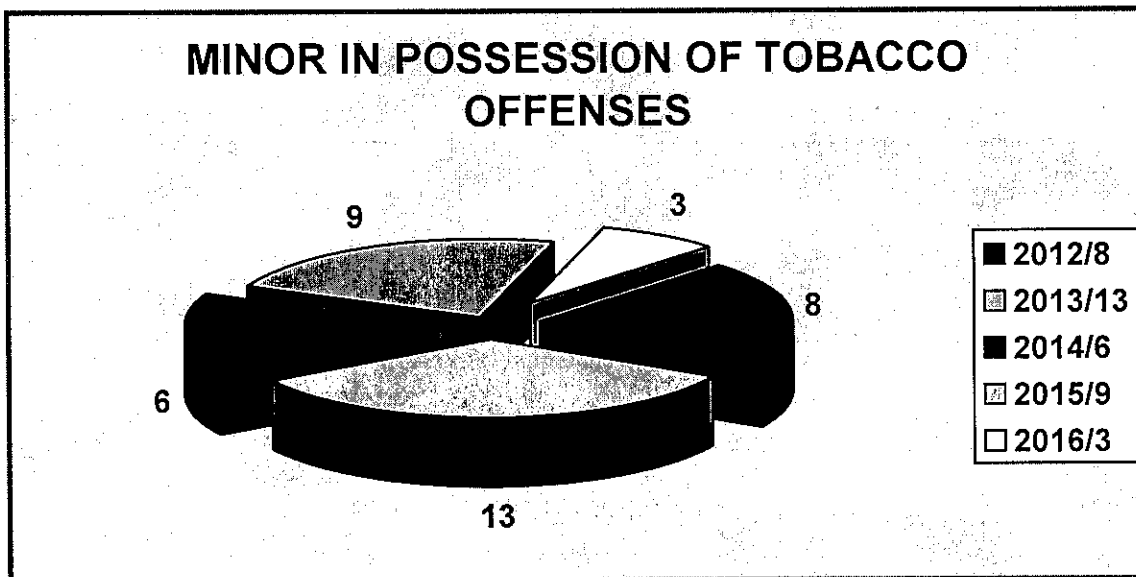
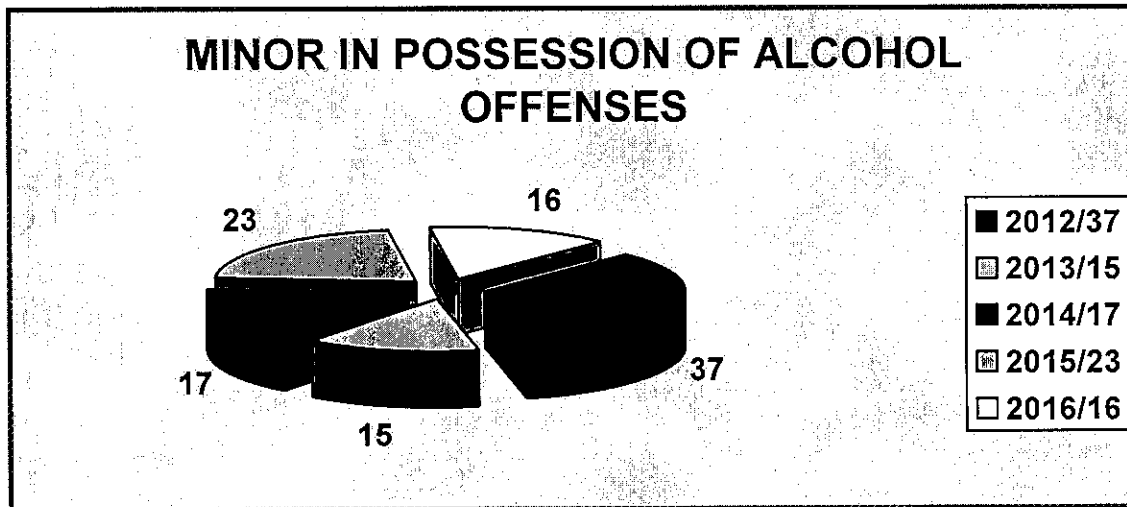
OTHER CRIMES/OFFENSES INDIVIDUALS REFERRED



SELECTED OTHER CRIMES/OFFENSES					
	2012	2013	2014	2015	2016
All Weapons	3/1	6/5	2/2	1/1	0/0
Harassment	27/7	21/2	25/7	15/2	22/4
Drug Crimes	31/23	22/16	12/10	5/5	2/2
Forgery	1/1	4/1	0/0	0/0	1/1
Less Than 1 oz. Marijuana	19/11	19/13	23/18	19/14	38/29
MIP	37/24	15/12	17/9	23/14	16/14
Tobacco	8/4	13/4	6/3	9/4	3/3
Runaway	82/28	60/19	43/17	38/17	31/13
Curfew	6/5	3/1	3/3	0/0	1/1
Beyond Parental Control	0/0	0/0	0/0	0/0	0/0
	Allegations/Individuals Referred				

TOTAL ALLEGATIONS BY RACE, ETHNICITY AND GENDER

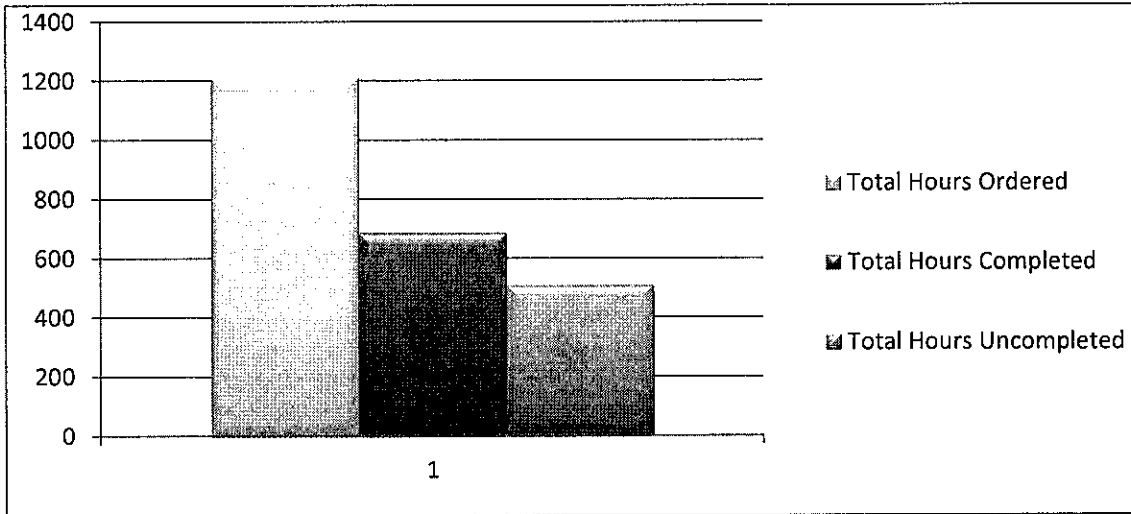
	American Indian/ Alaska Native	Asian/ Pacific Islander	African American	Hispanic	White	Unk.	Male	Female	Total
Person Crimes	2	1	1	2	26	4	24	12	36
Property Crimes	19	0	3	3	32	2	52	7	59
All Others	13	0	7	6	83	36	99	46	145
TOTAL	34	1	11	11	141	42	175	65	240



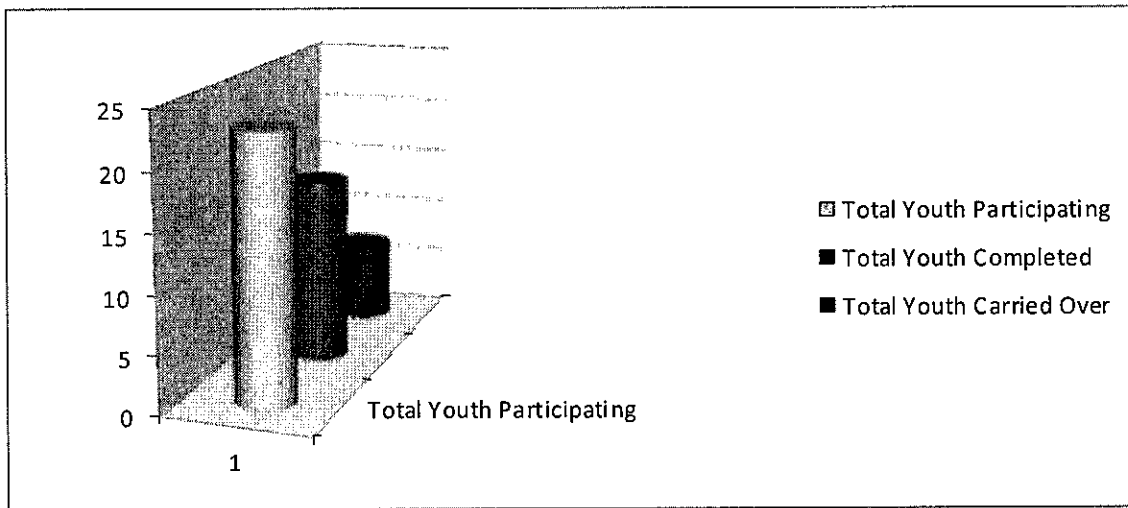
**DISPOSITION STATISTICAL REPORT BY AGE
UNDUPLICATED COUNT OF ALLEGATIONS
From 01/01/2016 to 12/31/2016**

DISPOSITION	Females	Males	<12	13 - 15	16>	Total
Referred to Another Agency	0	7	1	4	2	7
Review & Close	15	33	2	31	15	48
Divert & Close	0	2	0	0	2	2
Intake Office Contact & Closed	2	6	0	3	5	8
DA No Complaint/Declined	4	14	0	10	8	18
DA No Complaint/Insufficient Evidence	1	0	0	1	0	1
Dealt with Through Another Charge	0	6	0	1	5	6
Handled as a Prole Violation	0	1	0	0	1	1
Diversion Youth Court	12	2	0	13	1	14
Informal Sanction(s)	5	11	1	5	10	16
Formal Accountability Agreement	4	11	1	6	8	15
Dismiss W/O Prejudice	2	4	0	3	3	6
Dismiss W/Prejudice	0	4	0	3	1	4
Dismiss-Plea Bargain	1	14	0	7	8	15
Probation	1	13	0	6	8	14
Probation/Commit to OYA-Comm Plemt	0	3	0	1	2	3
Commit to OYA-YCF	0	2	0	0	2	2
DOC-Mandatory Minimum (M11)	0	1	0	1	0	1
GRAND TOTAL OF ALLEGATION DISPOSITIONS	47	134	5	95	81	181

Community Service Report 2016



<i>Total Hours Ordered</i>	<i>741</i>
<i>Total Hours Completed</i>	<i>469</i>
<i>Total Hours Uncompleted</i>	<i>272</i>



<i>Total Youth Participating</i>	<i>23</i>
<i>Total Youth Completed</i>	<i>16</i>
<i>Total Youth Carried Over</i>	<i>7</i>

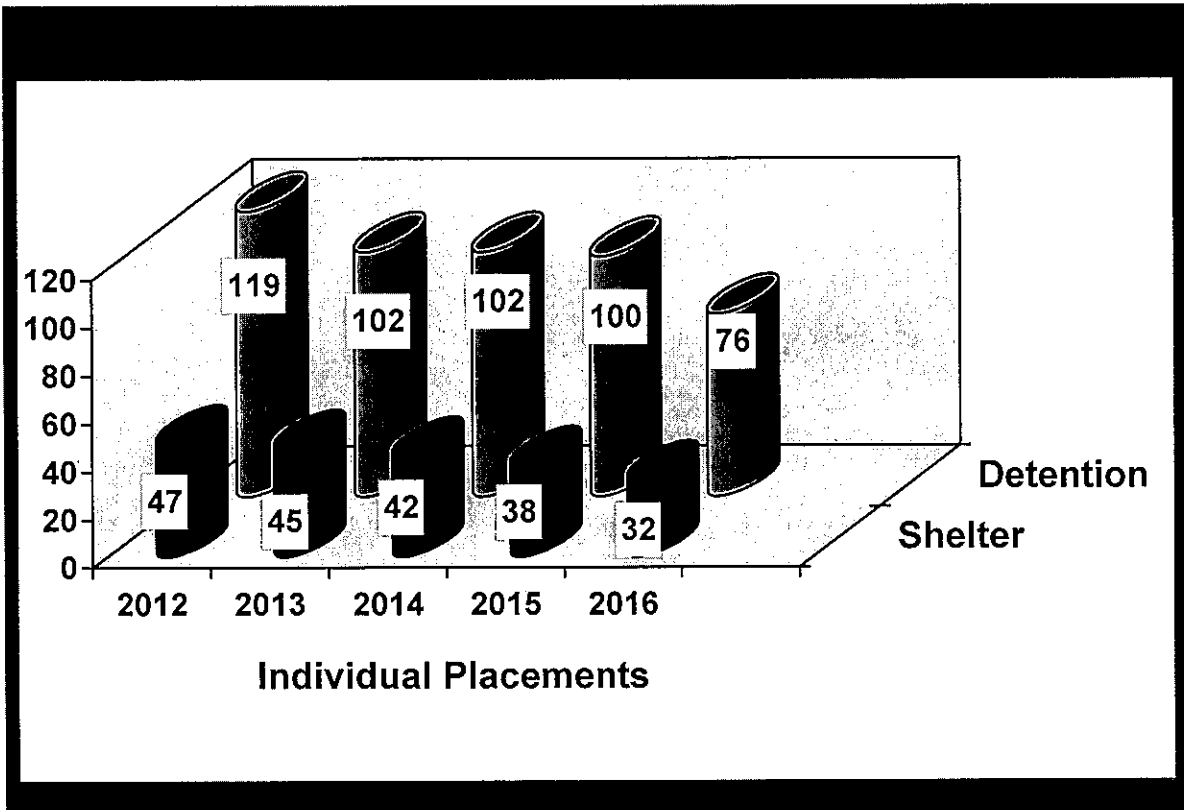
**TOTAL UNDUPLICATED INDIVIDUALS, REFERRALS
AND ALLEGATIONS BY RESIDENCE**

City By Zip Code	*Unduplicated Youth	Total Referrals	Total Allegations
97368	9	25	43
97364	0	0	0
97367	25	34	49
97388	0	0	0
97341	5	17	24
97369	0	0	0
97365	21	23	28
97366	3	6	8
97376	0	0	0
97394	7	9	19
97498	1	1	1
97390	0	0	0
97343	0	0	0
97391	14	14	16
97380	13	16	18
97357	1	1	1
Lincoln Co. Subtotal	99	146	207
Other Referrals	15	20	33
Total	114	166	240

*Each youth counted only once regardless of the number of referrals generated by that youth or the number of allegations contained in each referral.

Referring Agency	Total Referrals
Lincoln City Police Department	62
Lincoln County Sherriff's Office	53
Newport Police Department	24
Oregon State Police Newport	1
Toledo Police Department	5
Lincoln County Law Enforcement Agencies Subtotal	145
All Other Referral Sources	21
Total Referrals	166

JUVENILE FACILITY PLACEMENTS



JUVENILE FACILITY PLACEMENTS					
	2012	2013	2014	2015	2016
Detention Facility	119/1212	102/797	102/950	100/1253	76/879
Shelter Home	47/1415	45/1612	42/1239	38/1054	32/860
	Individual Placements/Days of Care				

LINCOLN COUNTY JUVENILE SHELTER HOME

2016
Annual Statistical Summary

Number of cases continued from last year	04
Boys <u> 3 </u> Girls <u> 1 </u>	
Number of new admissions this year	32
Boys <u> 21 </u> Girls <u> 11 </u>	
Number of cases terminated this year	32
Boys <u> 21 </u> Girls <u> 11 </u>	
Total number using Shelter Home this year	36
Boys <u> 24 </u> Girls <u> 12 </u>	
Total childcare days provided	<u>0860</u>
Average daily population	<u>2.35</u>
Average length of stay (days)	23.89

Number with prior Shelter Home placements	04
Number using Detention prior to placement	07
Number using Detention after placement	02

Of 2016 Referrals

Living Situation:

Ethnic Group:

Both parents	<u>04</u>	White	<u>27</u>
Mother only	<u>09</u>	African American	<u>01</u>
Mother & other	<u>05</u>	Am Indian/AK Native	<u>04</u>
Father only	<u>01</u>	Hispanic	<u>04</u>
Father & other	<u>00</u>	Asian/Pacific Islander	<u>00</u>
Other relative	<u>03</u>	Other	<u>00</u>
Other	<u>14</u>	Total	<u>36</u>
Total	<u>36</u>		

Reason Referred:

Disposition:

Runaway	<u>03</u>	Returned Home	<u>10</u>
Dependent	<u>19</u>	Relative	<u>03</u>
Endangered Welfare	<u>02</u>	Foster Care	<u>04</u>
Probation Violation	<u>03</u>	Residential Care	<u>10</u>
Felony	<u>05</u>	Detention	<u>02</u>
Misdemeanor	<u>02</u>	Runaway	<u>00</u>
Post-Adjudicatory	<u>02</u>	Other	<u>03</u>
Other	<u>00</u>	2014 Holdovers	<u>04</u>
Total	<u>36</u>	Total	<u>36</u>

2016 Shelter Home Placements
Monthly Placement Summary

MONTH PLACED	TOTAL #	TOTAL M / F	LINCOLN M / F	OTHER CO. M / F	TOTAL DAYS
201 SHELTER CARRY OVER	4	3 / 1	2 / 1	1 / 0	N/A

January	1	1 / 0	1 / 0	0 / 0	106
February	1	1 / 0	0 / 0	1 / 0	98
March	5	0 / 5	0 / 1	0 / 4	80
April	4	2 / 2	1 / 1	1 / 1	43
May	3	2 / 1	1 / 1	1 / 0	84
June	2	2 / 0	1 / 0	1 / 0	59
July	2	2 / 0	1 / 0	1 / 0	27
August	2	1 / 1	0 / 1	1 / 0	33
September	1	1 / 0	1 / 0	0 / 0	39
October	2	2 / 0	1 / 0	1 / 0	91
November	4	3 / 1	2 / 1	1 / 0	86
December	5	4 / 1	4 / 1	0 / 0	114
Total	36	24/12	15/07	9/ 5	860

DHS - 631 Tillamook - 22 OYA - 84 Non-Contract - 123

Contract Placements: DHS 18 OYA 3 Tillamook 1

Contract Days: DHS 631 OYA 84 Tillamook 22

2016 SEX	M	F	TOTAL		M	F	TOTAL
	21	11	32	LIVING SITUATION			
AGE 11<	0	0	0	BOTH PARENT	3	1	4
12	1	1	2	MOTHER ONLY	5	3	8
13	6	4	10	MOM & OTHER	4	1	5
14	4	1	5	FATHER ONLY	1	0	1
15	2	1	3	DAD & OTHER	0	0	0
16	5	1	6	RELATIVE	1	2	3
17	3	3	6	OTHER *4	7	4	11
18	0	0	0	TOTAL	21	11	32
TOTAL	21	11	32				

PLACING AGENCY	M	F	TOTAL	ETHNIC	M	F	TOTAL
JUV. DEPT	7	1	8	WHITE	16	7	23
OYA	3	0	3	AFRICAN AMERICAN	1	0	1
DHS	8	10	18	AM IND/AK NATIVE	1	3	4
OTHER *1	3	0	3	HISPANIC	3	1	4
TOTAL	21	11	32	ASIAN/PACIFIC IS	0	7	0
				OTHER *5	0	0	0
				TOTAL	21	11	32

DEMOGRAPHICS	M	F	TOTAL	REASON REFERRED	M	F	TOTAL
N. COUNTY	3	0	3	RUNAWAY	3	0	3
L. CITY	0	2	2	DEPENDENT	7	9	16
DEPOE B.	0	0	0	END WEL/C&C	0	2	2
NEWPORT	3	1	4	PROB VIO	3	0	3
S. COUNTY	0	0	0	FELONY	4	0	4
WALDPOR	2	0	2	MISDEMEANOR	2	0	2
YACHATS	0	0	0	POST ADJ	2	0	2
E. COUNTY	0	0	0	OTHER *6	0	0	0
TOLEDO	2	1	3	TOTAL	21	11	32
SILETZ	3	2	5				
EDDYVILLE	0	0	0	DISPOSITION			
OTHER *2	8	5	13	HOME	4	6	10
TOTAL	21	11	32	RELATIVE	2	1	3

PRIOR SHELTER	M	F	TOTAL	DISPOSITION	M	F	TOTAL
YES	3	8	25	FOSTER CARE	1	1	2
THIS YR.	(1)	(0)	(1)	RESIDENTIAL	8	1	9
NO	18	10	28	DETENTION	2	1	3
TOTAL	21	11	32	RAN AWAY	1	0	1
				OTHER *7	3	1	4
				HOLDOVERS	(0)	(0)	(0)
				TOTAL	21	11	32

SCHOOL	M	F	TOTAL	DETENTION	M	F	TOTAL
YES	17	8	25	PRIOR	7	0	7
NO	1	0	1	AFTER	2	1	3
OTHER *3	3	3	6				
TOTAL	21	11	32				

SUMMARY	M	F	TOTAL	SHELTER	M	F	TOTAL
TILLAMOOK	0	0	0	OYA	21	11	32
DHS	8	10	18		3	0	3

TOTAL DAYS 860 TOTAL PLACED 32(4) ADP 2.35 ALOS 23.89

*1,*2,*3,*4,*5,*6,*7 Refer to page 16 for details

2016

		M	F	TOTAL	
*1	PLACING AGENCY	LCPD	1	0	1
		LCSO	1	0	1
		NPD	0	0	0
		OSP	0	0	0
		TPD	1	0	1
		TILLAMOOK CO	0	0	0
		TOTAL	3	0	3
*2	DEMOGRAPHICS	CLACKAMAS COUNTY	0	1	1
		COLUMBIA COUNTY	0	1	1
		COOS COUNTY	2	1	3
		JACKSON COUNTY	1	0	1
		LINN COUNTY	2	0	2
		MULTNOMAH CO	1	0	1
		WASHINGTON CO	0	2	2
		TILLAMOOK COUNTY	2	0	2
		TOTAL	8	5	13
*3	SCHOOLS	UNKNOWN	2	3	5
		EXPELLED	1	0	1
		TOTAL	3	3	6
*4	LIVING SITUATION	OYA RESIDENTIAL	1	0	1
		DHS FOSTER CARE	5	4	9
		DHS RESIDENTIAL CARE 1	0	1	1
		TOTAL	7	4	11
*5	ETHNIC	TOTAL	0	0	0
*6	REASON REFERRED	TOTAL	0	0	0
*7	DISPOSITION	FAMILY FRIEND	1	1	2
		TO SELF	1	0	1
		TO DHS PLACEMENT	1	0	1
		TOTAL	3	1	4

LINCOLN COUNTY JUVENILE DETENTION FACILITY

2016
Annual Statistical Summary

Number of admissions continued from last year			
Boys <u>3</u>	Girls	<u>0</u>	<u>3</u>
Number of new admissions this year			<u>76</u>
Boys <u>65</u>	Girls	<u>11</u>	
Number of admissions terminated this year			<u>74</u>
Boys <u>64</u>	Girls	<u>10</u>	
Total number using detention this year			<u>79</u>
Boys <u>18</u>	Girls	<u>11</u>	
Total childcare days provided		<u>0879</u>	
Average daily population		<u>2.40</u>	
Average length of stay (days)		<u>11.13</u>	

Number with prior Shelter Home placements	15
Number with prior Detention placements	52
Number of Out of County Placements	45

OF 2016 PLACEMENTS

Living Situation:

Ethnic Group:

Both parents	<u>19</u>	White	<u>61</u>
Mother only	<u>26</u>	African American	<u>00</u>
Mother & other	<u>07</u>	AM Indian/AK Native	<u>03</u>
Father only	<u>08</u>	Hispanic	<u>14</u>
Father & other	<u>01</u>	Asian/Pacific Islander	<u>01</u>
Other relative	<u>08</u>	Other	<u>00</u>
Other*	<u>10</u>	Total	79
Total	79		

*Other

DD Residential Care	<u>02</u>
OYA Residential Care	<u>04</u>
DHS Shelter Care	<u>01</u>
DHS Residential Care	<u>01</u>
Guardian	<u>02</u>

LINCOLN COUNTY JUVENILE DETENTION FACILITY

2016

Annual Statistical Summary (Con't)

Reason for Placement:

Disposition:

Probation Violation	<u>31</u>	Returned Home	<u>30</u>
Parole Violation	<u>02</u>	Relative	<u>07</u>
Violation Cond. Release	<u>10</u>	Shelter Care	<u>07</u>
Dispositional Sentence	<u>03</u>	Residential Care	<u>06</u>
Felony Person Crime	<u>04</u>	Youth Corr. Facility	<u>03</u>
Felony Property Crime	<u>11</u>	Released Other Co.	<u>20</u>
Warrant/FTA	<u>09</u>	2015 Holdovers	<u>05</u>
Other*	<u>09</u>	Other*	<u>01</u>
Total	<u>79</u>	Total	<u>79</u>

*Other

Assault IV	<u>05</u>	DD Residential Care	<u>01</u>
Traffic Court Waiver	<u>01</u>		
Felony Drug Offense	<u>02</u>		
36 Hour Hold	<u>01</u>		

2016 Detention Placements

2016 Detention Placements
Monthly Placement Summary

MONTH	TOTAL PLACED	TOTAL M / F	LINCOLN M / F	OTHER CO M / F	TOTAL DAYS
2015 Detention Carry Over	3	3/0	2/0	1/0	59
XX					
January	05	5/0	1/0	4/0	34
February	10	9/1	1/1	8/0	80
March	06	6/0	3/0	3/0	68
April	07	6/1	2/0	4/1	66
May	02	2/0	0/0	2/0	43
June	05	5/0	2/0	3/0	52
July	05	4/1	0/1	4/0	92
August	06	5/1	3/0	2/1	64
September	07	5/2	3/2	2/0	66
October	5	3/2	2/1	1/1	60
November	12	10/2	6/2	4/0	98
December	06	5/1	2/0	3/1	97
Total	79	68/11	27/7	41/4	879

	Age	M	F	Total
Pre-Adjudicatory Placements	37			
Post-Adjudicatory Placements	42			
Total Placements	79			
	11<	00	00	00
	12	01	00	01
	13	08	00	08
	14	08	00	08
	15	16	05	21
Youth Detained less than 24 Hours	02	16	14	18
Youth Detained 1 to 8 Days	33	17	18	20
Youth Detained 8 to 30 Days	35	18+	03	03
Youth Detained more than 30 Days	04	All:	68	11
2014 Holdovers	05			79
Total Youth Detained	79			

OYA Youth/Days - 05/104

**LINCOLN COUNTY JUVENILE FACILITY
DETENTION RECORDS FOR 2016**

OFFENSE	SEX	12	13	14	15	16	17	TOTAL DETAINED	TOTAL DAYS
PROBATION	M	1	3	6	5	5	8	28	269
							1	*1	*4
VIOLATION	F	0	0	0	1	1	0	2	11
PAROLE VIOLATION	M	0	1	0	0	1	0	2	8
	F	0	0	0	0	0	0	0	0
VIOLATION CONDITIONAL	M	0	2	1	1	3	2	9	126
RELEASE	F	0					0	0	0
DISPOSITIONAL	M	0	0	0	1	1	0	2	11
							*1	*1	*8
SENTENCE	F	0	0	0	0	0	0	0	0
FELONY PERSON	M	0	0	0	1	0	1	2	97
CRIME	F	0	0	0	0	0	0	0	0
FELONY PROPERTY	M	0	2	0	1	3	4	10	147
CRIME	F	0	0	0	1	0	0	1	4
WARRANT/FTA LOCAL	M	0	0	0	3	1	1	5	73
							*1	*1	*21
OUT OF COUNTY/STATE	F	0	0	0	1	2	0	3	27
OUT OF STATE	M	0	0	0	0	0	0	0	0
RUNAWAY	F	0	0	0	0	0	0	0	0
36 HOUR HOLD	M	0	0	0	0	0	0	0	0
	F	0	0	0	1	0	0	1	1
OTHER CRIME	M	0	0	0	2	0	2	4	49
	F	0	1	1	1	1	2	4	23
Specify	M	0	0	0	A	0	AT		
	F	0	0	0	D	A	AD		

Totals **1** **8** **7** **19** **18** **20** **646** **646**

*=>AGE 18 TOTAL NEW PLACEMENTS 76 *3

TOTAL DAYS 879

A = ASSAULT/IV T = FEL DRUG

HOLD OVERS/NEW PLACEMENTS	HOLD/NEW		HOLD/NEW	
IN COUNTY DETAINED	2	32	MALES DETAINED > ONCE	3 43
OUT OF COUNTY DETAINED	1	44	FEMALES DETAINED > ONCE	0 6
PRIOR SHELTER PLACEMENT	0	15	PRIOR LINCOLN DETENTION	3 49
AVERAGE DAILY POPULATION	2.4		AVERAGE LENGTH OF STAY	11.13

JUVENILE FACILITY STATISTICAL SUMMARY 2005 - 2016

Shelter

Placements	Males	Females	Total Days	ADP	ALOS
2005	99	42	1996	5.47	19.38
2006	108	67	1459	4.00	13.03
2007	101	44	1649	4.52	15.70
2008	80	51	1538	4.20	17.88
2009	65	38	1348	3.69	18.98
2010	74	38	1478	4.05	18.95
2011	68	38	1425	3.90	20.95
2012	47	32	1415	3.87	28.88
2013	45	23	1612	4.42	32.90
2014	42	28	1239	3.39	26.93
2015	38	22	1054	2.89	27.74
2016	36	24	860	2.35	23.89

Detention Facility

Placements	Males	Females	Total Days	ADP	ALOS
2005	153	125	1148	3.14	7.50
2006	156	128	1031	2.82	6.57
2007	169	139	1025	2.81	6.07
2008	170	132	851	2.35	5.01
2009	188	147	1322	3.62	6.92
2010	149	124	1205	3.00	7.98
2011	122	92	1082	2.96	8.87
2012	119	98	1212	3.31	9.77
2013	102	74	797	2.18	7.81
2014	102	84	950	2.60	9.31
2015	100	79	1253	3.43	12.53
2016	79	68	879	2.40	11.13

Combined Shelter/Detention Facility

Placements	Males	Females	Total Days	ADP	ALOS
2005	252	167	3144	8.61	12.47
2006	264	195	2490	6.82	9.43
2007	270	183	2674	7.33	9.90
2008	250	183	2389	6.53	9.56
2009	253	185	2670	7.32	10.55
2010	223	162	2683	7.35	12.03
2011	190	130	2507	6.87	13.19
2012	166	130	2627	7.17	15.82
2013	147	97	2409	6.6	16.39
2014	144	112	2189	6	15.20
2015	138	101	2307	6.32	16.72
2016	115	92	1739	4.75	15.12